



# Compartment Review Presentation

Shingleton Forest Management Unit

Compartment 41072

Entry Year 2026

Acreage: 1,551

County Schoolcraft

Management Area: Seney Lake Plain

---

**Stand Examiner:** Steve Touvila

## **Legal Description:**

T42N R15W Sections 2,11 & 14

## **Identified Planning Goals:**

This compartment is part of the Seney Lake Plain management area. The goals in this compartment include conducting multiple resource management for current and future generations. Forest Health, Recreation, Biodiversity Stewardship, Wildlife and Timber Management are some of the key management components within this compartment.

## **Soil and topography:**

Specific soils information is very limited within this compartment, however it is currently being re-mapped by the Soil Survey. In general, the soils are very well drained sandy soils. The terrain in the area is flat to rolling. The majority of the compartment lies within the Stutts Creek Sands Manistique Sloughs/Muskeg Land Type Association (LTA) however, the northeastern portion of the compartment lies in the Manistique Sloughs/Muskeg LTA.

## **Ownership Patterns, Development, and Land Use in and Around the Compartment:**

Ownership within the compartment is mostly contiguous blocks of State land, there is some private fragmentation but the majority of this land is inaccessible and used very little. The private land is either forest or marsh and it is currently either undeveloped or has hunting camps on it.

## **Unique Natural Features:**

No Unique Natural Features known.

## **Archeological, Historical, and Cultural Features:**

No Archeological, Historical, or Cultural Features known.

## **Special Management Designations or Considerations:**

## **Watershed and Fisheries Considerations:**

This compartment contains a series of unnamed tributaries of the West Branch Manistique River, as well as the West Branch Manistique River, and the Main Branch Manistique River. These stream reaches are non-designated streams, less than 50-ft wide that have predicted mean July water temperatures ranging from 56.1 to 69.4 °F (cold to cool) streams. A 100-foot, plus 5 feet per 1% increase in slope, buffer is recommended for unnamed tributaries of the West Branch Manistique River, as well as the West Branch Manistique River, and the Main Branch Manistique River, to protect these areas in accordance with Best Management Practices.

There are elemental occurrences of the State Threatened Wood Turtle within this compartment. Forestry activities that occur from April 1 through October 31 (active period) will accommodate a 300-foot no-cut buffer along the riparian management zone to protect Wood Turtle during the nesting, post-nesting, and pre-hibernation periods. Forestry activities that occur from November 1 through May 31 (non-active period) will accommodate a 100-foot no-cut buffer along the riparian management zone per Best Management Practices.

## **Wildlife Habitat Considerations:**

Wildlife featured species: Beaver, moose, ruffed grouse, sharp-tailed grouse, snowshoe hare and deer. This compartment lies northeast east of Manistique and contains the confluence between the West Branch and the Manistique Rivers. The landscape within this compartment is dominated by marsh and ridge complex. The first land surveyors found a composite of open marshes, lowland conifer stands and slightly higher deciduous forests. The circa 1850 conifer forest consisted of cedar, white pine, jack pine, tamarack, and black spruce. Areas of slightly higher elevation supported sugar maple, hemlock, beech, oak, elm, and yellow birch. Current lowland forest contains a higher proportion of black spruce and jack pine. Uplands have shifted to a forest system more dominated by red maples and white birches.

## **Mineral Resource and Development Concerns and/or Restrictions**

Sections 2, 11 & 14, T42N-R15W, Schoolcraft County

No known potential exists for commercial oil & gas production in this part of the state, and there is no known potential for occurrences of commercial deposits of metallic or critical minerals in this area. The closest known active aggregate mining operations are on an upland area one mile east. The compartment, however, is dominated by low wetlands, which could inhibit significant surface mining, even if potential for aggregates exists. No current leasing activity exists in the area involving State-owned mineral rights. The State does not own all the mineral rights within the compartment. Because the mineral estate is the dominant estate, the surface owner must provide the owner of the mineral rights reasonable access to the surface for mineral exploration and development.

**Vehicle Access:**

Vehicular access to the majority of the compartment is non-existent with the exception of Section 2, which is the end of Cal's Drive. The Letson Road is approximately ½ mile to the east but the portion of road between Cal's Drive and the Letson Road is closed. However, this stretch of road has been used in the past for winter access for timbersales.

**Survey Needs:**

None needed.

**Recreational Facilities and Opportunities:**

There are no recreational facilities within the compartment, the area does offer some secluded hunting opportunities due to the lack of roads in the compartment.

**Fire Protection:**

Response times to fires within the compartment will be relatively slow due to its location. Fire operations will be extremely difficult on the west side of the West Branch of the Manistique River due to the lack of roads, the number of creeks present and the predominant lowland types.

**Additional Compartment Information:**

**The following reports from the Inventory are attached:**

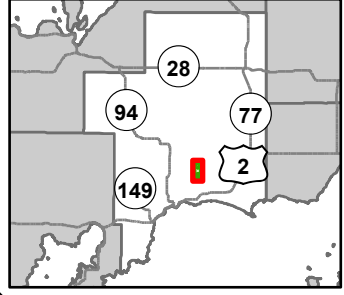
- Total Acres by Cover Type and Age Class**
- Cover Type by Harvest Method**
- Proposed Treatments – No Limiting Factors**
- Proposed Treatments – With Limiting Factors**
- Stand Details (Forested and Nonforested)**
- Dedicated and Proposed Special Conservation Areas**
- Site Condition Details**

**The following information is displayed, where pertinent, on the attached compartment maps:**

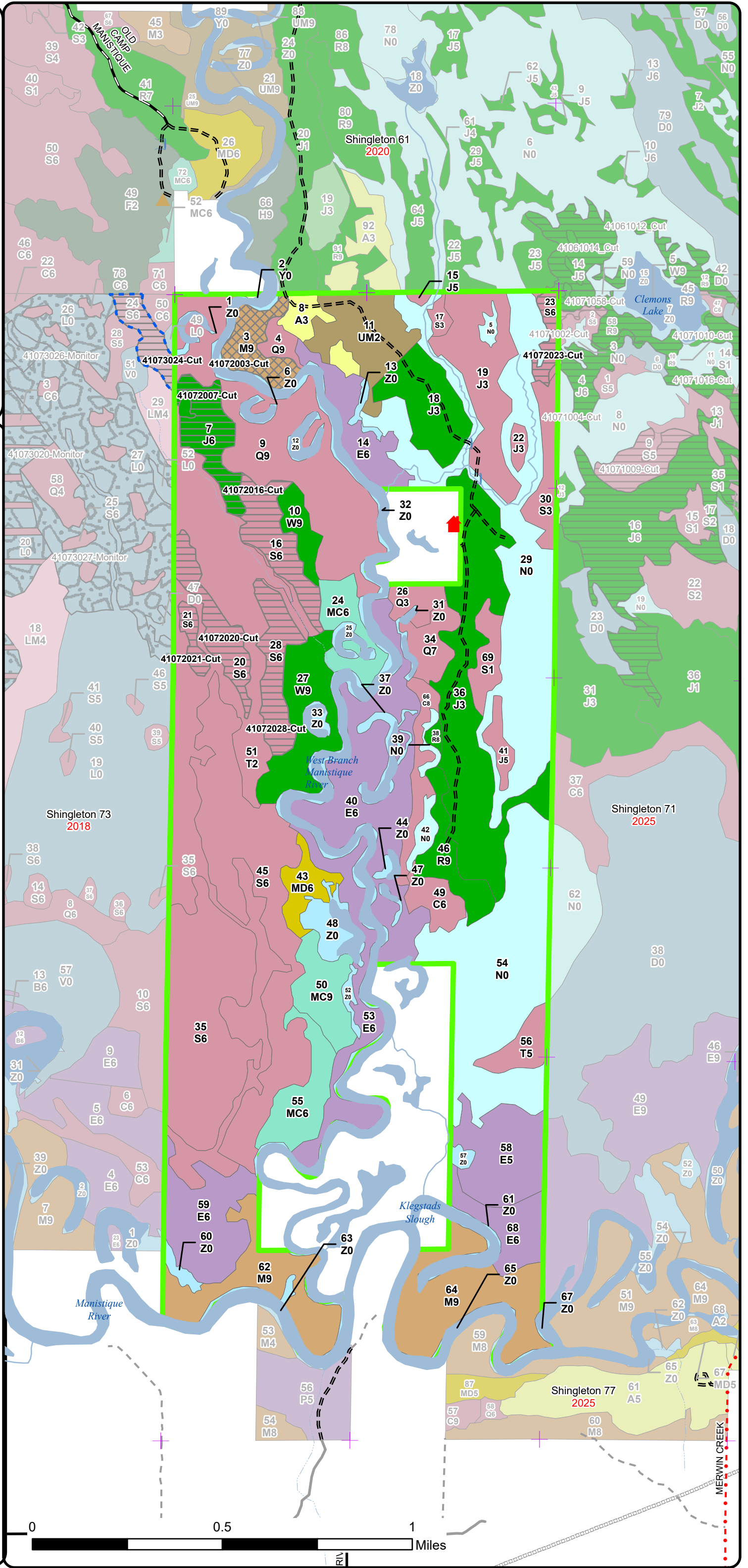
- Base feature information, stand boundaries, cover types, and numbers**
- Proposed treatments**
- Site condition boundaries**
- Details on the road access system**

# Cover Type & Treatments Map

Compartment: 41072  
 T42N, R15W, Sec: 2,11, 14  
 County: Schoolcraft  
 Unit: Shingleton  
 Mgmt Area: Seney Lake Plain  
 YOE: 2026  
 Acres: 1550.9 GIS Calculated  
 Examiner: Steve Touvila  
 Map Revised: 08/07/2024  
 Map Phase: Web Post

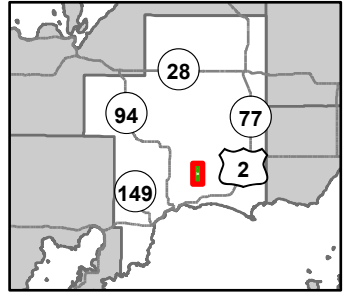


- Berms
- Culvert
- Cabin
- Remonumented Section Corners
- DNR - Primary Forest Road
- DNR - Forest Access Route
- Federal / State / County - Paved Road
- County - Gravel Road
- Private - Paved Road
- Private - Dirt / Gravel Road
- Intermittent Stream
- Island in Lake or River
- Lake/Pond
- Perennial River
- Pipeline
- Lakes and Rivers
- Compartment Boundary
- Treatments with Site Conditions
- Selection (Group, Single Tree)
- Clearcut (w/Reserves)
- Clearcut (w/Reserves)
- 411 - Northern Hardwood
- 413 - Aspen Types
- 419 - Mixed Upland Deciduous
- 422 - Natural Pines
- 429 - Mixed Upland Conifers
- 430 - Upland Mixed Forest
- 611 - Lowland Deciduous Forest
- 612 - Lowland Coniferous Forest
- 500 - Water
- 623 - Emergent Wetland
- 710 - Sand/Soil

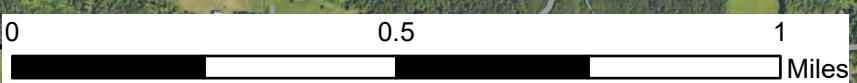
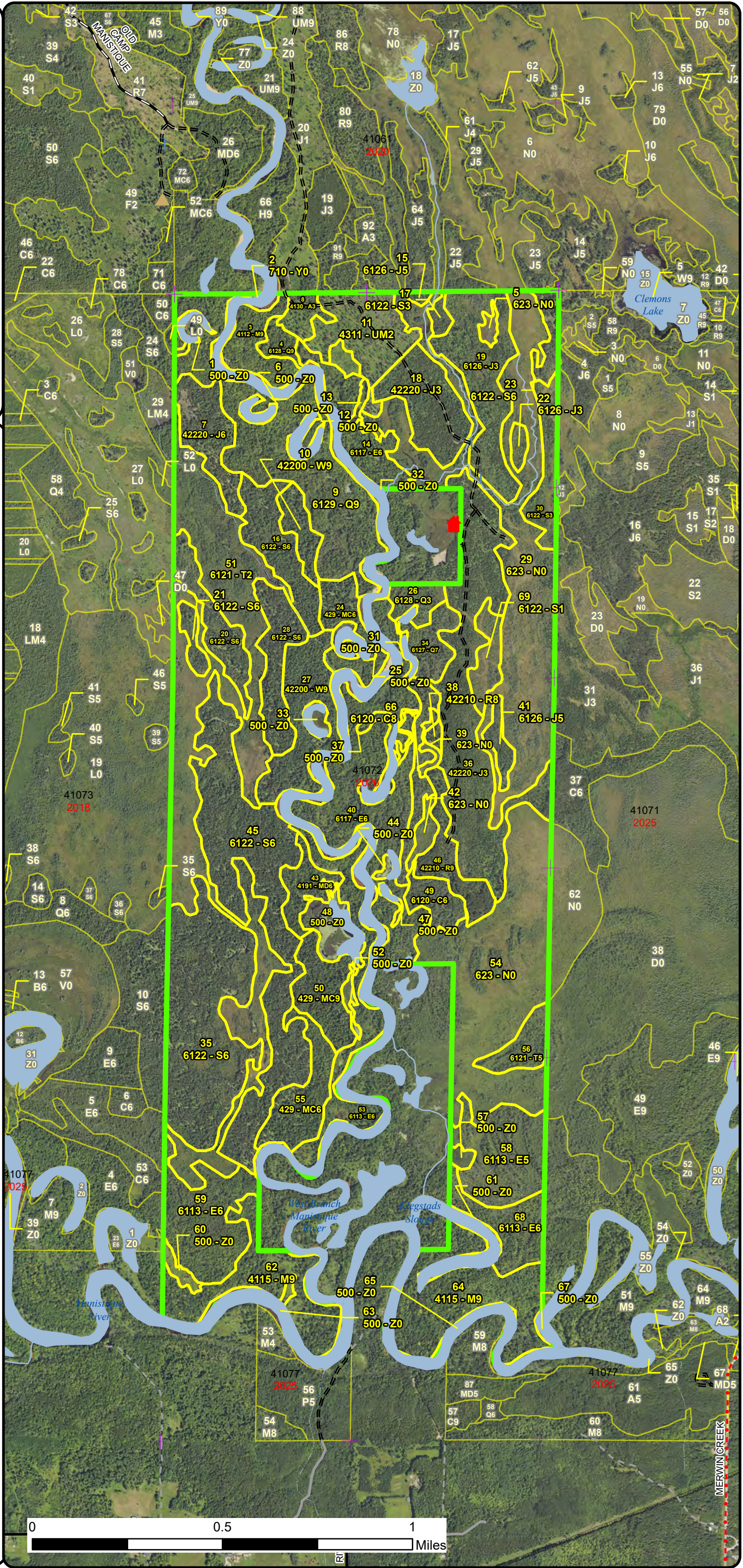


**Stand Boundary Map**

Compartment: 41072  
 T42N, R15W, Sec: 2,11, 14  
 County: Schoolcraft  
 Unit: Shingleton  
 Mgmt Area: Seney Lake Plain  
 YOE: 2026  
 Acres: 1550.9 GIS Calculated  
 Examiner: Steve Touvila  
 Map Revised: 08/07/2024  
 Map Phase: Web Post

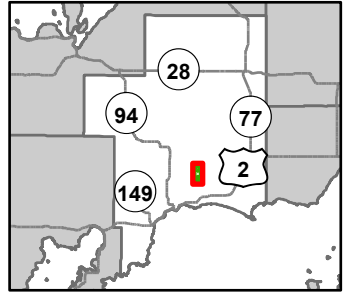


- Berms
- Culvert
- Cabin
- Remonumented Section Corners
- DNR - Primary Forest Road
- DNR - Forest Access Route
- Federal / State / County - Paved Road
- County - Gravel Road
- Private - Paved Road
- Private - Dirt / Gravel Road
- Intermittent Stream
- Island in Lake or River
- Lake/Pond
- Perennial River
- Pipeline
- Lakes and Rivers
- Compartment Boundary
- Stand Boundaries
- 411 - Northern Hardwood
- 413 - Aspen Types
- 419 - Mixed Upland Deciduous
- 422 - Natural Pines
- 429 - Mixed Upland Conifers
- 430 - Upland Mixed Forest
- 611 - Lowland Deciduous Forest
- 612 - Lowland Coniferous Forest
- 500 - Water
- 623 - Emergent Wetland
- 710 - Sand/Soil
- State Forests


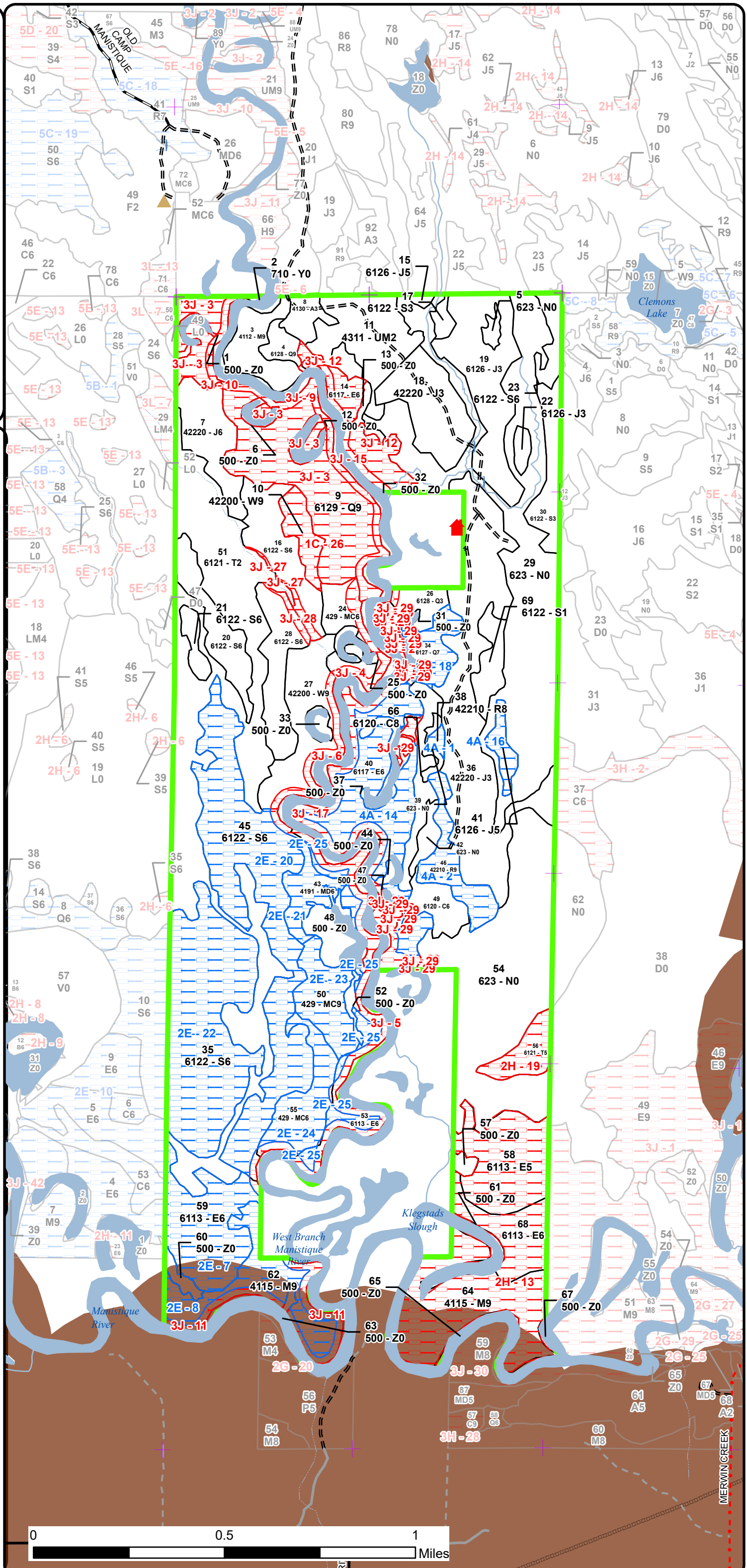


# Special Conservation Areas & Site Conditions Map

Compartment: 41072  
 T42N, R15W, Sec: 2,11, 14  
 County: Schoolcraft  
 Unit: Shingleton  
 Mgmt Area: Seney Lake Plain  
 YOE: 2026  
 Acres: 1550.9 GIS Calculated  
 Examiner: Steve Touvila  
 Map Revised: 08/07/2024  
 Map Phase: Web Post



- Berms
- Culvert
- Cabin
- Remonumented Section Corners
- DNR - Primary Forest Road
- DNR - Forest Access Route
- Federal / State / County - Paved Road
- County - Gravel Road
- Private - Paved Road
- Private - Dirt / Gravel Road
- Intermittent Stream
- Island in Lake or River
- Lake/Pond
- Perennial River
- Pipeline
- Lakes and Rivers
- Compartment Boundary
- Available w/ Constraints
- Unavailable
- 2E: Road needed
- 4A: No Markets Available for these Forest Products
- 1C: Other dept or div proc/practices



Report 1 – Total Acres by Cover Type and Age Class



Age Class

|                        | Non-Forest | 0-9       | 10-19    | 20-29      | 30-39    | 40-49     | 50-59      | 60-69     | 70-79    | 80-89      | 90-99      | 100-109   | 110-119  | 120-129    | 130-139  | 140-149  | 150+     | Uneven-Aged | Total       |
|------------------------|------------|-----------|----------|------------|----------|-----------|------------|-----------|----------|------------|------------|-----------|----------|------------|----------|----------|----------|-------------|-------------|
| Aspen                  | 0          | 10        | 0        | 0          | 0        | 0         | 0          | 0         | 0        | 0          | 0          | 0         | 0        | 0          | 0        | 0        | 0        | 0           | 10          |
| Cedar                  | 0          | 0         | 0        | 0          | 0        | 0         | 0          | 0         | 0        | 0          | 0          | 10        | 0        | 12         | 0        | 0        | 0        | 0           | 22          |
| Jack Pine              | 0          | 0         | 0        | 150        | 0        | 1         | 0          | 27        | 0        | 0          | 0          | 0         | 0        | 0          | 0        | 0        | 0        | 0           | 178         |
| Lowland Conifers       | 0          | 0         | 0        | 8          | 0        | 0         | 0          | 0         | 0        | 12         | 0          | 0         | 0        | 85         | 0        | 0        | 0        | 0           | 105         |
| Lowland Deciduous      | 0          | 0         | 0        | 0          | 0        | 0         | 0          | 0         | 0        | 212        | 0          | 0         | 0        | 0          | 0        | 0        | 0        | 0           | 212         |
| Lowland Spruce/Fir     | 0          | 0         | 0        | 25         | 0        | 0         | 0          | 10        | 0        | 0          | 237        | 0         | 0        | 0          | 0        | 0        | 0        | 0           | 272         |
| Marsh                  | 224        | 0         | 0        | 0          | 0        | 0         | 0          | 0         | 0        | 0          | 0          | 0         | 0        | 0          | 0        | 0        | 0        | 0           | 224         |
| Mixed Upland Deciduous | 0          | 0         | 0        | 0          | 0        | 0         | 0          | 0         | 0        | 11         | 0          | 0         | 0        | 0          | 0        | 0        | 0        | 0           | 11          |
| Northern Hardwood      | 0          | 0         | 0        | 0          | 0        | 0         | 0          | 0         | 0        | 16         | 87         | 0         | 0        | 0          | 0        | 0        | 0        | 0           | 103         |
| Red Pine               | 0          | 0         | 0        | 0          | 0        | 0         | 0          | 0         | 0        | 18         | 0          | 0         | 0        | 0          | 0        | 0        | 0        | 0           | 18          |
| Sand, Soil             | 1          | 0         | 0        | 0          | 0        | 0         | 0          | 0         | 0        | 0          | 0          | 0         | 0        | 0          | 0        | 0        | 0        | 0           | 1           |
| Tamarack               | 0          | 0         | 0        | 0          | 0        | 0         | 131        | 0         | 0        | 0          | 0          | 0         | 0        | 11         | 0        | 0        | 0        | 0           | 142         |
| Upland Conifers        | 0          | 0         | 0        | 0          | 0        | 21        | 15         | 0         | 0        | 20         | 0          | 0         | 0        | 0          | 0        | 0        | 0        | 0           | 56          |
| Upland Mixed Forest    | 0          | 29        | 0        | 0          | 0        | 0         | 0          | 0         | 0        | 0          | 0          | 0         | 0        | 0          | 0        | 0        | 0        | 0           | 29          |
| Water                  | 129        | 0         | 0        | 0          | 0        | 0         | 0          | 0         | 0        | 0          | 0          | 0         | 0        | 0          | 0        | 0        | 0        | 0           | 129         |
| White Pine             | 0          | 0         | 0        | 0          | 0        | 0         | 0          | 40        | 0        | 0          | 0          | 0         | 0        | 0          | 0        | 0        | 0        | 0           | 40          |
| <b>Total</b>           | <b>354</b> | <b>39</b> | <b>0</b> | <b>183</b> | <b>0</b> | <b>22</b> | <b>146</b> | <b>77</b> | <b>0</b> | <b>289</b> | <b>324</b> | <b>10</b> | <b>0</b> | <b>108</b> | <b>0</b> | <b>0</b> | <b>0</b> | <b>0</b>    | <b>1552</b> |



## Report 2 – Treatment Summary

Shingleton Mgt. Unit  
Year of Entry: 2026

Acres of Harvest

Compartment 72  
Total Compartment Acres: 1,551

Commercial Harvest - 105  
Harvests with Site Condition - 0  
Next Step Harvest - 0  
Habitat Cut - 0

### Cover Type by Harvest Method

|                    | Clearcut  | Selection | Patch Clearcut | Seed Tree | Shelterwood | Thinning | Overstory Removal | Salvage  | Other    | Total Acres |
|--------------------|-----------|-----------|----------------|-----------|-------------|----------|-------------------|----------|----------|-------------|
| Jack Pine          | 20        | 0         | 0              | 0         | 0           | 0        | 0                 | 0        | 0        | 20          |
| Lowland Spruce/Fir | 70        | 0         | 0              | 0         | 0           | 0        | 0                 | 0        | 0        | 70          |
| Northern Hardwood  | 0         | 16        | 0              | 0         | 0           | 0        | 0                 | 0        | 0        | 16          |
| <b>Total</b>       | <b>90</b> | <b>16</b> | <b>0</b>       | <b>0</b>  | <b>0</b>    | <b>0</b> | <b>0</b>          | <b>0</b> | <b>0</b> | <b>105</b>  |

### Proposed and Next Step Treatments by Method

|              | Harvest    | Site Prep | Planting  | Seeding  | Burning  | Pesticide  | Monitoring | Other    | Non-Forest Mgt. | Total Acres |
|--------------|------------|-----------|-----------|----------|----------|------------|------------|----------|-----------------|-------------|
| Current      | 105        | 0         | 0         | 0        | 0        | 0          | 0          | 0        | 0               | 105         |
| Next Step    | 0          | 27        | 59        | 0        | 0        | 144        | 0          | 0        | 0               | 230         |
| <b>Total</b> | <b>105</b> | <b>27</b> | <b>59</b> | <b>0</b> | <b>0</b> | <b>144</b> | <b>0</b>   | <b>0</b> | <b>0</b>        | <b>335</b>  |



S  
t  
a  
n  
d

| Treatment Name | Acres | Stand CoverType | Size Density | Stand Age | BA Range | Treatment Type | Treatment Method | Cover Type Objective | Age Structure | Habitat Cut |
|----------------|-------|-----------------|--------------|-----------|----------|----------------|------------------|----------------------|---------------|-------------|
|----------------|-------|-----------------|--------------|-----------|----------|----------------|------------------|----------------------|---------------|-------------|

**Proposed Treatments:**

|   |                     |      |   |                 |    |         |         |                         |                          |             |    |
|---|---------------------|------|---|-----------------|----|---------|---------|-------------------------|--------------------------|-------------|----|
| <b>3</b>  | <b>41072003-Cut</b> | 15.5 | 4112 - Maple, Beech, Cherry Association | Sawtimber Well  | 85 | 111-140 | Harvest | Group Selection         | 411 - Northern Hardwood  | Uneven-Aged | No |
| <p><u>Prescription</u> Gap treatment following the new gap treatments standards. Keep the gaps at least 100' away from the river. Thin to 60 BA between the gaps</p> <p><u>Specs:</u> Retain a few large yellow birch.<br/>Don't cut hemlock unless it falls within a gap.</p> <p><u>Next Step</u> Monitoring, Natural Regen (Re-Inventory)</p> <p><u>Treatments:</u></p> <p><u>Acceptable</u> any species growing on site</p> <p><u>Regen:</u></p> <p><u>Other</u> Due to remote location this treatment would need to be out of entry with a start date of 10/9/24 and add it to the treatments to the north in</p> <p><u>Comment:</u> 41057.</p> <p><u>Site Condition:</u></p> <p><u>Proposed Start Date:</u> 10/9 /2024</p>                                 |                     |      |   |                 |    |         |         |                         |                          |             |    |
| <b>7</b>  | <b>41072007-Cut</b> | 19.7 | 42220 - Natural Jack Pine               | Poletimber Well | 63 | 81-110  | Harvest | Clearcut with Retention | 4222 - Natural Jack Pine | Even-Aged   | No |
| <p><u>Prescription</u> Clearcut all merchantable trees and leave long term retention per policy. Try to incorporate some red pine into the red line or in a retention</p> <p><u>Specs:</u> patch. Don't cut white pine, hemlock, or oak if found.</p> <p><u>Next Step</u> SitePrep, Scarification; Monitoring, Natural Regen (Re-Inventory); Planting, Unfurrowed; Monitoring, Artificial Regen(1yr); Planting,</p> <p><u>Treatments:</u> Interplant; Monitoring, Artificial Regen(3yr); Planting, Interplant</p> <p><u>Acceptable</u> Any species growing on site especially with no access for scarification.</p> <p><u>Regen:</u></p> <p><u>Other</u></p> <p><u>Comment:</u></p> <p><u>Site Condition:</u></p> <p><u>Proposed Start Date:</u> 10/1 /2025</p> |                     |      |   |                 |    |         |         |                         |                          |             |    |
| <b>16</b>   | <b>41072016-Cut</b> | 20.9 | 6122 - Black Spruce                     | Poletimber Well | 97 | 51-80   | Harvest | Clearcut with Retention | 6122 - Black Spruce      | Even-Aged   | No |
| <p><u>Prescription</u> Clearcut but don't cut WP and RP, that will be retention and leaving some scattered trees per wildlife compartment guidelines. Don't cut</p> <p><u>Specs:</u> hemlock or oak if found. Buffer stream 100'.</p> <p><u>Next Step</u> Monitoring, Natural Regen (Re-Inventory)</p> <p><u>Treatments:</u></p> <p><u>Acceptable</u> black spruce and any other species on site</p> <p><u>Regen:</u></p> <p><u>Other</u> One length of timber mat will be needed to cross the stream.</p> <p><u>Comment:</u></p> <p><u>Site Condition:</u></p> <p><u>Proposed Start Date:</u> 10/1 /2025</p>   |                     |      |   |                 |    |         |         |                         |                          |             |    |
|   |                     |      |   |                 |    |         |         |                         |                          |             |    |





S  
t  
a  
n  
d

| Treatment Name   | Acres | Stand CoverType     | Size Density    | Stand Age | BA Range | Treatment Type | Treatment Method        | Cover Type Objective | Age Structure | Habitat Cut |
|--|-------|---------------------|-----------------|-----------|----------|----------------|-------------------------|----------------------|---------------|-------------|
| <b>20 41072020-Cut</b>   | 17.7  | 6122 - Black Spruce | Poletimber Well | 92        | 51-80    | Harvest        | Clearcut with Retention | 6122 - Black Spruce  | Even-Aged     | No          |
| <p><u>Prescription</u> Clearcut with retention. Don't cut red and white pine, and don't cut hemlock if found. Acreage may vary as some of the edges may be mostly unmerchantable of which some could be incorporated into long term retention.</p> <p><u>Specs:</u></p> <p><u>Next Step</u> Monitoring, Natural Regen (Re-Inventory)</p> <p><u>Treatments:</u></p> <p><u>Acceptable</u> black spruce and any other species growing on site</p> <p><u>Regen:</u></p> <p><u>Other</u> There's a narrow mostly upland crossing from stand 28 to this stand that is shown in the reference layer.</p> <p><u>Comment:</u></p> <p><u>Site Condition:</u></p> <p><u>Proposed Start Date:</u> 10/1 /2025</p> |       |                     |                 |           |          |                |                         |                      |               |             |
| <b>21 41072021-Cut</b>   | 5.0   | 6122 - Black Spruce | Poletimber Well | 92        | 51-80    | Harvest        | Clearcut                | 6122 - Black Spruce  | Even-Aged     | No          |
| <p><u>Prescription</u> Clearcut with no retention needed due to small size. Don't cut white pine, and don't cut red pine and hemlock if found.</p> <p><u>Specs:</u></p> <p><u>Next Step</u> Monitoring, Natural Regen (Re-Inventory)</p> <p><u>Treatments:</u></p> <p><u>Acceptable</u> black spruce and any other species growing on site</p> <p><u>Regen:</u></p> <p><u>Other</u> No evidence of flowing water in south part of stand as is indicated in the basemap. Buffer 100' if found during prep.</p> <p><u>Comment:</u></p> <p><u>Site Condition:</u></p> <p><u>Proposed Start Date:</u> 10/1 /2025</p>   |       |                     |                 |           |          |                |                         |                      |               |             |
| <b>23 41072023-Cut</b>   | 6.8   | 6122 - Black Spruce | Poletimber Well | 60        | 81-110   | Harvest        | Clearcut                | 6122 - Black Spruce  | Even-Aged     | No          |
| <p><u>Prescription</u> Clearcut all merchantable trees. Incorporate a few red and white pine into the red line. No retention due to small acreage.</p> <p><u>Specs:</u></p> <p><u>Next Step</u> SitePrep, Scarification; Monitoring, Natural Regen (Re-Inventory)</p> <p><u>Treatments:</u></p> <p><u>Acceptable</u> black spruce, jack pine, red pine, tamarack, aspen</p> <p><u>Regen:</u></p> <p><u>Other</u> There's enough upland in the north and central part of the stand to scarify a portion of the stand to help promote jack pine and red pine regeneration in this area.</p> <p><u>Comment:</u></p> <p><u>Site Condition:</u></p> <p><u>Proposed Start Date:</u> 10/1 /2024</p>         |       |                     |                 |           |          |                |                         |                      |               |             |
| <b>28 41072028-Cut</b>   | 19.4  | 6122 - Black Spruce | Poletimber Well | 92        | 51-80    | Harvest        | Clearcut with Retention | 6122 - Black Spruce  | Even-Aged     | No          |
| <p><u>Prescription</u> Clearcut but don't cut red and white pine, these will serve as retention and wildlife compartment guidelines for leaving scattered trees. 100' buffer will be needed for the stream.</p> <p><u>Specs:</u></p> <p><u>Next Step</u> Monitoring, Natural Regen (Re-Inventory)</p> <p><u>Treatments:</u></p> <p><u>Acceptable</u> black spruce and any other species growing on site</p> <p><u>Regen:</u></p> <p><u>Other</u> One length of timber mat will be needed to cross the stream.</p> <p><u>Comment:</u></p> <p><u>Site Condition:</u></p> <p><u>Proposed Start Date:</u> 10/1 /2025</p>   |       |                     |                 |           |          |                |                         |                      |               |             |



S  
t  
a  
n  
d

| Treatment Name | Acres | Stand CoverType | Size Density | Stand Age | BA Range | Treatment Type | Treatment Method | Cover Type Objective | Age Structure | Habitat Cut |
|----------------|-------|-----------------|--------------|-----------|----------|----------------|------------------|----------------------|---------------|-------------|
|----------------|-------|-----------------|--------------|-----------|----------|----------------|------------------|----------------------|---------------|-------------|

|    |              |      |                                     |    |       |         |                         |  |           |    |
|----|--------------|------|-------------------------------------|----|-------|---------|-------------------------|--|-----------|----|
| 24 | 41073024-Cut | 10.6 | 6122 - Black Spruce Poletimber Well | 86 | 51-80 | Harvest | Clearcut with Retention | 6128 - Lowland Coniferous, Mixed Deciduous | Even-Aged | No |
|----|--------------|------|-------------------------------------|----|-------|---------|-------------------------|--|-----------|----|

Prescription Clearcut all merchantable trees and leave retention per policy. Don't cut oak or hemlock if found. Acreage may vary as some of the edges contain mostly sub-merchantable balsam fir. The main objective of this treatment is access the treatments to the south in compartment 41072.

Next Step Monitoring, Natural Regen (Re-Inventory)

Treatments:

Acceptable any species growing on site

Regen:

Other The reference line shows what is mostly high ground for an access route for the treatments to the south.

Comment:

Site Condition:

Proposed Start Date: 10/1 /2025

**Total Treatment Acreage Proposed: 115.6**

# Report 4 – Site Conditions

Shingleton Mgt. Unit  
Steve Touvila : Examiner

Compartment: 72  
Year of Entry: 2026



### Availability for Management

| Total<br>Acres | Acres<br>Available | Acres Avail    |               | Dominant Site Conditions | Dominant Site Conditions |    |    |     |     |
|----------------|--------------------|----------------|---------------|--------------------------|--------------------------|----|----|-----|-----|
|                |                    | With Condition | Not Available |                          | 2E                       | 4A | 1C | 2H  | 3J  |
| 10             | 10                 | 0              | 0             | Aspen                    |                          |    |    |     |     |
| 22             | 22                 | 0              | 0             | Cedar                    |                          |    |    |     |     |
| 178            | 172                | 6              | 0             | Jack Pine                |                          | 6  |    |     | 0   |
| 105            | 12                 | 12             | 81            | Lowland Conifers         |                          | 12 |    |     | 81  |
| 211            | 0                  | 89             | 122           | Lowland Deciduous        | 46                       | 43 |    | 53  | 69  |
| 272            | 98                 | 168            | 6             | Lowland Spruce/Fir       | 168                      |    |    |     | 6   |
| 224            | 224                | 0              | 0             | Marsh                    |                          |    |    | 0   | 0   |
| 11             | 0                  | 11             | 0             | Mixed Upland Deciduous   | 11                       |    |    |     | 0   |
| 103            | 16                 | 25             | 61            | Northern Hardwood        | 25                       |    |    | 49  | 12  |
| 18             | 0                  | 18             | 0             | Red Pine                 |                          | 18 |    |     |     |
| 1              | 1                  | 0              | 0             | Sand, Soil               |                          |    |    |     |     |
| 141            | 131                | 0              | 11            | Tamarack                 |                          |    |    | 11  |     |
| 56             | 9                  | 39             | 8             | Upland Conifers          | 39                       |    |    |     | 8   |
| 29             | 29                 | 0              | 0             | Upland Mixed Forest      |                          |    |    |     |     |
| 129            | 128                | 0              | 1             | Water                    |                          |    |    | 1   | 0   |
| 40             | 30                 | 0              | 9             | White Pine               |                          |    | 9  |     |     |
| 1,551          | 883                | 368            | 300           | Total Forested Acres     | 290                      | 78 | 9  | 114 | 176 |
|                | 57%                | 24%            | 19%           | Relative Percent         |                          |    |    |     |     |

*\*Due to limitations in the current Site Conditions Analysis tool, all nonforested acres are considered available. Future development will enable analysis of nonforested types.*

| Site No.         | Dominant Site Cond Availability | Dominant Site Condition                            | Acres | Other Site Condition | Other Site Condition | Other Site Condition | Other Site Condition |
|------------------|---------------------------------|--|-------|----------------------|----------------------|----------------------|----------------------|
| 1                | Available                       | 4A: No Markets Available for these Forest Products | 2     | Unspecified          | Unspecified          | Unspecified          | Unspecified          |
| <b>Comments:</b> |                                 |  |       |                      |                      |                      |                      |
| 2                | Available                       | 4A: No Markets Available for these Forest Products | 16    | Unspecified          | Unspecified          | Unspecified          | Unspecified          |
| <b>Comments:</b> |                                 |  |       |                      |                      |                      |                      |

## Report 4 – Site Conditions

Shingleton Mgt. Unit  
Steve Touvila : Examiner

Compartment: 72  
Year of Entry: 2026



|  |                    |  |    |                   |             |             |             |
|--|--------------------|--|----|-------------------|-------------|-------------|-------------|
| 3  | <b>Unavailable</b> | <b>3J: Water quality / BMPs<br/>(stream, river, or lake)</b> | 65 | Unspecified       | Unspecified | Unspecified | Unspecified |
| <b>Comments:</b><br>Oxbows, drainages, and many wet organic soils in this stand near the West Branch Manistique River. |                    |  |    |                   |             |             |             |
| 4  | <b>Unavailable</b> | <b>3J: Water quality / BMPs<br/>(stream, river, or lake)</b> | 6  | Unspecified       | Unspecified | Unspecified | Unspecified |
| <b>Comments:</b><br>100' buffer for West Branch Manistique River.  |                    |  |    |                   |             |             |             |
| 5  | <b>Unavailable</b> | <b>3J: Water quality / BMPs<br/>(stream, river, or lake)</b> | 23 | Unspecified       | Unspecified | Unspecified | Unspecified |
| <b>Comments:</b><br>100' buffer for West Branch Manistique River.  |                    |  |    |                   |             |             |             |
| 6  | <b>Unavailable</b> | <b>3J: Water quality / BMPs<br/>(stream, river, or lake)</b> | 7  | Unspecified       | Unspecified | Unspecified | Unspecified |
| <b>Comments:</b><br>100' buffer for West Branch Manistique River.  |                    |  |    |                   |             |             |             |
| 7  | <b>Available</b>   | <b>2E: Road needed</b>                                       | 36 | 2I: Survey needed | Unspecified | Unspecified | Unspecified |
| <b>Comments:</b>   |                    |  |    |                   |             |             |             |
| 8  | <b>Available</b>   | <b>2E: Road needed</b>                                       | 25 | 2I: Survey needed | Unspecified | Unspecified | Unspecified |
| <b>Comments:</b>   |                    |  |    |                   |             |             |             |
| 9  | <b>Unavailable</b> | <b>3J: Water quality / BMPs<br/>(stream, river, or lake)</b> | 15 | Unspecified       | Unspecified | Unspecified | Unspecified |
| <b>Comments:</b><br>100' Buffer for West Branch Manistique River.  |                    |  |    |                   |             |             |             |

## Report 4 – Site Conditions

Shingleton Mgt. Unit  
Steve Touvila : Examiner

Compartment: 72  
Year of Entry: 2026



|  |                    |   |     |             |             |             |             |
|--|--------------------|---|-----|-------------|-------------|-------------|-------------|
| 10   | <b>Unavailable</b> | <b>3J: Water quality / BMPs (stream, river, or lake)</b>                      | 0   | Unspecified | Unspecified | Unspecified | Unspecified |
| <b>Comments:</b><br>100' buffer for West Branch Manistique River.  |                    |   |     |             |             |             |             |
| 11   | <b>Unavailable</b> | <b>3J: Water quality / BMPs (stream, river, or lake)</b>                      | 12  | Unspecified | Unspecified | Unspecified | Unspecified |
| <b>Comments:</b><br>100' buffer for West Branch Manistique River. Distance subject to change depending on type of treatment. |                    |   |     |             |             |             |             |
| 12   | <b>Unavailable</b> | <b>3J: Water quality / BMPs (stream, river, or lake)</b>                      | 16  | Unspecified | Unspecified | Unspecified | Unspecified |
| <b>Comments:</b><br>Low ground and drainages into the river.   |                    |   |     |             |             |             |             |
| 13   | <b>Unavailable</b> | <b>2H: Blocked by physical obstacle (e.g. upland stand in a lowland area)</b> | 104 | Unspecified | Unspecified | Unspecified | Unspecified |
| <b>Comments:</b>   |                    |   |     |             |             |             |             |
| 14   | <b>Available</b>   | <b>4A: No Markets Available for these Forest Products</b>                     | 43  | Unspecified | Unspecified | Unspecified | Unspecified |
| <b>Comments:</b>   |                    |   |     |             |             |             |             |
| 15   | <b>Unavailable</b> | <b>3J: Water quality / BMPs (stream, river, or lake)</b>                      | 6   | Unspecified | Unspecified | Unspecified | Unspecified |
| <b>Comments:</b><br>100' buffer for West Branch Manistique River.  |                    |   |     |             |             |             |             |

## Report 4 – Site Conditions

Shingleton Mgt. Unit  
Steve Touvila : Examiner

Compartment: 72  
Year of Entry: 2026



|   |                    |   |    |             |             |             |             |
|---|--------------------|---|----|-------------|-------------|-------------|-------------|
| 16  | <b>Available</b>   | <b>4A: No Markets Available for these Forest Products</b>                     | 6  | Unspecified | Unspecified | Unspecified | Unspecified |
| <b>Comments:</b>  |                    |   |    |             |             |             |             |
| 17  | <b>Unavailable</b> | <b>3J: Water quality / BMPs (stream, river, or lake)</b>                      | 26 | Unspecified | Unspecified | Unspecified | Unspecified |
| <b>Comments:</b><br>100' buffer for West Branch Manistique River. |                    |   |    |             |             |             |             |
| 18  | <b>Available</b>   | <b>4A: No Markets Available for these Forest Products</b>                     | 12 | Unspecified | Unspecified | Unspecified | Unspecified |
| <b>Comments:</b><br>Red pine guidance.                            |                    |   |    |             |             |             |             |
| 19  | <b>Unavailable</b> | <b>2H: Blocked by physical obstacle (e.g. upland stand in a lowland area)</b> | 11 | Unspecified | Unspecified | Unspecified | Unspecified |
| <b>Comments:</b>  |                    |   |    |             |             |             |             |
| 20  | <b>Available</b>   | <b>2E: Road needed</b>  | 89 | Unspecified | Unspecified | Unspecified | Unspecified |
| <b>Comments:</b>  |                    |   |    |             |             |             |             |
| 21  | <b>Available</b>   | <b>2E: Road needed</b>  | 11 | Unspecified | Unspecified | Unspecified | Unspecified |
| <b>Comments:</b>  |                    |   |    |             |             |             |             |
| 22  | <b>Available</b>   | <b>2E: Road needed</b>  | 79 | Unspecified | Unspecified | Unspecified | Unspecified |
| <b>Comments:</b>  |                    |   |    |             |             |             |             |

## Report 4 – Site Conditions

Shingleton Mgt. Unit  
Steve Touvila : Examiner

Compartment: 72  
Year of Entry: 2026



|   |             |  |    |             |             |             |             |
|---|-------------|--|----|-------------|-------------|-------------|-------------|
| 23  | Available   | 2E: Road needed                                      | 20 | Unspecified | Unspecified | Unspecified | Unspecified |
| <b>Comments:</b>  |             |  |    |             |             |             |             |
| 24  | Available   | 2E: Road needed                                      | 20 | Unspecified | Unspecified | Unspecified | Unspecified |
| <b>Comments:</b>  |             |  |    |             |             |             |             |
| 25  | Available   | 2E: Road needed                                      | 11 | Unspecified | Unspecified | Unspecified | Unspecified |
| <b>Comments:</b>  |             |  |    |             |             |             |             |
| 26  | Unavailable | 1C: Other dept or div<br>proc/practices              | 9  | Unspecified | Unspecified | Unspecified | Unspecified |
| <b>Comments:</b>  |             |  |    |             |             |             |             |
| 27  | Unavailable | 3J: Water quality / BMPs<br>(stream, river, or lake) | 2  | Unspecified | Unspecified | Unspecified | Unspecified |
| <b>Comments:</b><br>100' buffer for Manistique River tributary. |             |  |    |             |             |             |             |
| 28  | Unavailable | 3J: Water quality / BMPs<br>(stream, river, or lake) | 2  | Unspecified | Unspecified | Unspecified | Unspecified |
| <b>Comments:</b><br>100' buffer for Manistique River tributary. |             |  |    |             |             |             |             |
| 29  | Unavailable | 3J: Water quality / BMPs<br>(stream, river, or lake) | 3  | Unspecified | Unspecified | Unspecified | Unspecified |
| <b>Comments:</b>  |             |  |    |             |             |             |             |

Mgt. Unit

Compartment: #Type!

Year of Entry:



### Report 5 – PROPOSED SPECIAL CONSERVATION AREA\* (SCA) DETAILS

\* This is a partial list of SCAs for this compartment. Not included are those areas identified under other Department initiatives (Natural Rivers, Deer Wintering Areas, etc.). Those will be identified in separate, future map and report products.

| SCA Name | SCA Category | Detail Type | Recommendation | Acres |
|----------|--------------|-------------|----------------|-------|
|----------|--------------|-------------|----------------|-------|

Comments





### Report 6 – EXISTING SPECIAL CONSERVATION AREA DETAILS

\* This is a list of SCA's for this compartment along with a 1/4 mile buffer surrounding the compartment. Refer to the Special Conservation Area Map for locations of the below listed Conservation Areas.

ERA = Ecological Reference Area  
HCVA = High Conservation Value Area  
SCA = Special Conservation Area

| Conservation Area | Type         | Description   |
|-------------------|--------------|---|
| SCA               | Habitat Area | An area that provide some specific need for the life cycle of wildlife species, including State Wildlife Areas and Waterfowl Production Areas, deer wintering complexes in lowland conifer communities, grassland openings and savannas. Habitat areas are distinct from critical habitat designated for recovery of endangered or threatened species (such as Kirtland's warbler or piping plover areas) in that they are more general in nature, are not primarily associated with threatened or endangered species, and are not covered by species recovery plans that are developed in cooperation with Federal agencies. |



| Stand  | Level 4 Cover Type                         | Size Density    | Acres   | Stand Age  | BA Range    | Managed Site | General Comments   |    |              |    |  |                |    |          |    |     |   |    |                    |         |             |  |            |                    |          |             |  |            |                    |          |             |              |            |          |          |         |             |    |          |    |  |   |  |                    |         |             |      |            |        |             |         |            |       |             |         |
|--|--|-----------------|---------|------------|-------------|--------------|--|----|--------------|----|--|----------------|----|----------|----|-----|---|----|--------------------|---------|-------------|--|------------|--------------------|----------|-------------|--|------------|--------------------|----------|-------------|--------------|------------|----------|----------|---------|-------------|----|----------|----|--|---|--|--------------------|---------|-------------|------|------------|--------|-------------|---------|------------|-------|-------------|---------|
| 1  | 500 - Water                                | Nonstocked      | 2.2     |            | Unspecified | No           |  |    |              |    |  |                |    |          |    |     |   |    |                    |         |             |  |            |                    |          |             |  |            |                    |          |             |              |            |          |          |         |             |    |          |    |  |   |  |                    |         |             |      |            |        |             |         |            |       |             |         |
| 2  | 710 - Sand, Soil                           | Nonstocked      | 0.7     |            | Unspecified | No           |  |    |              |    |  |                |    |          |    |     |   |    |                    |         |             |  |            |                    |          |             |  |            |                    |          |             |              |            |          |          |         |             |    |          |    |  |   |  |                    |         |             |      |            |        |             |         |            |       |             |         |
| 3  | 4112 - Maple, Beech, Cherry Association    | Sawtimber Well  | 15.5    | 85         | 111-140     | N/A          | Some of the largest red maple is breaking apart. The northwest finger near the road is mostly large black spruce.  |    |              |    |  |                |    |          |    |     |   |    |                    |         |             |  |            |                    |          |             |  |            |                    |          |             |              |            |          |          |         |             |    |          |    |  |   |  |                    |         |             |      |            |        |             |         |            |       |             |         |
| <table border="1"> <thead> <tr> <th>Canopy Species</th> <th>% Cover</th> <th>Size Class</th> <th>DBH</th> <th>Age</th> </tr> </thead> <tbody> <tr> <td>Balsam Fir</td> <td>2</td> <td>Pole/Sapling</td> <td>7</td> <td></td> </tr> <tr> <td>Blue Spruce</td> <td>4</td> <td>Pole/Log</td> <td>9</td> <td></td> </tr> <tr> <td>Yellow Birch</td> <td>10</td> <td>Log/Pole/XLog</td> <td>14</td> <td></td> </tr> <tr> <td>Northern White Cedar</td> <td>2</td> <td>Pole/Log</td> <td>9</td> <td></td> </tr> <tr> <td>Red Maple</td> <td>60</td> <td>Log/Pole/XLog</td> <td>14</td> <td>85</td> </tr> <tr> <td>Hemlock</td> <td>2</td> <td>Log</td> <td>14</td> <td></td> </tr> <tr> <td>Sugar Maple</td> <td>20</td> <td>Log/Pole</td> <td>10</td> <td></td> </tr> </tbody> </table> |  | Canopy Species  | % Cover | Size Class | DBH         | Age          | Balsam Fir   | 2  | Pole/Sapling | 7  |  | Blue Spruce    | 4  | Pole/Log | 9  |     | Yellow Birch  | 10 | Log/Pole/XLog      | 14      |             | Northern White Cedar   | 2          | Pole/Log           | 9        |             | Red Maple  | 60         | Log/Pole/XLog      | 14       | 85          | Hemlock      | 2          | Log      | 14       |         | Sugar Maple | 20 | Log/Pole | 10 |  | <table border="1"> <thead> <tr> <th>Sub-Canopy Species</th> <th>Density</th> <th>Avg. Height</th> <th>Size</th> </tr> </thead> <tbody> <tr> <td>Balsam Fir</td> <td>Medium</td> <td>5 - 10 feet</td> <td>Sapling</td> </tr> <tr> <td>White Pine</td> <td>Trace</td> <td>5 - 10 feet</td> <td>Sapling</td> </tr> </tbody> </table> |  | Sub-Canopy Species | Density | Avg. Height | Size | Balsam Fir | Medium | 5 - 10 feet | Sapling | White Pine | Trace | 5 - 10 feet | Sapling |
| Canopy Species   | % Cover                                    | Size Class      | DBH     | Age        |             |              |  |    |              |    |  |                |    |          |    |     |   |    |                    |         |             |  |            |                    |          |             |  |            |                    |          |             |              |            |          |          |         |             |    |          |    |  |   |  |                    |         |             |      |            |        |             |         |            |       |             |         |
| Balsam Fir   | 2  | Pole/Sapling    | 7       |            |             |              |  |    |              |    |  |                |    |          |    |     |   |    |                    |         |             |  |            |                    |          |             |  |            |                    |          |             |              |            |          |          |         |             |    |          |    |  |   |  |                    |         |             |      |            |        |             |         |            |       |             |         |
| Blue Spruce  | 4  | Pole/Log        | 9       |            |             |              |  |    |              |    |  |                |    |          |    |     |   |    |                    |         |             |  |            |                    |          |             |  |            |                    |          |             |              |            |          |          |         |             |    |          |    |  |   |  |                    |         |             |      |            |        |             |         |            |       |             |         |
| Yellow Birch   | 10   | Log/Pole/XLog   | 14      |            |             |              |  |    |              |    |  |                |    |          |    |     |   |    |                    |         |             |  |            |                    |          |             |  |            |                    |          |             |              |            |          |          |         |             |    |          |    |  |   |  |                    |         |             |      |            |        |             |         |            |       |             |         |
| Northern White Cedar   | 2  | Pole/Log        | 9       |            |             |              |  |    |              |    |  |                |    |          |    |     |   |    |                    |         |             |  |            |                    |          |             |  |            |                    |          |             |              |            |          |          |         |             |    |          |    |  |   |  |                    |         |             |      |            |        |             |         |            |       |             |         |
| Red Maple  | 60   | Log/Pole/XLog   | 14      | 85         |             |              |  |    |              |    |  |                |    |          |    |     |   |    |                    |         |             |  |            |                    |          |             |  |            |                    |          |             |              |            |          |          |         |             |    |          |    |  |   |  |                    |         |             |      |            |        |             |         |            |       |             |         |
| Hemlock  | 2  | Log             | 14      |            |             |              |  |    |              |    |  |                |    |          |    |     |   |    |                    |         |             |  |            |                    |          |             |  |            |                    |          |             |              |            |          |          |         |             |    |          |    |  |   |  |                    |         |             |      |            |        |             |         |            |       |             |         |
| Sugar Maple  | 20   | Log/Pole        | 10      |            |             |              |  |    |              |    |  |                |    |          |    |     |   |    |                    |         |             |  |            |                    |          |             |  |            |                    |          |             |              |            |          |          |         |             |    |          |    |  |   |  |                    |         |             |      |            |        |             |         |            |       |             |         |
| Sub-Canopy Species   | Density                                    | Avg. Height     | Size    |            |             |              |  |    |              |    |  |                |    |          |    |     |   |    |                    |         |             |  |            |                    |          |             |  |            |                    |          |             |              |            |          |          |         |             |    |          |    |  |   |  |                    |         |             |      |            |        |             |         |            |       |             |         |
| Balsam Fir   | Medium                                     | 5 - 10 feet     | Sapling |            |             |              |  |    |              |    |  |                |    |          |    |     |   |    |                    |         |             |  |            |                    |          |             |  |            |                    |          |             |              |            |          |          |         |             |    |          |    |  |   |  |                    |         |             |      |            |        |             |         |            |       |             |         |
| White Pine   | Trace                                      | 5 - 10 feet     | Sapling |            |             |              |  |    |              |    |  |                |    |          |    |     |   |    |                    |         |             |  |            |                    |          |             |  |            |                    |          |             |              |            |          |          |         |             |    |          |    |  |   |  |                    |         |             |      |            |        |             |         |            |       |             |         |
| 4  | 6128 - Lowland Coniferous, Mixed Deciduous | Sawtimber Well  | 5.0     | 124        | 141-170     | N/A          | Dense hemlock resulting in a lower overall diameter for it's age.  |    |              |    |  |                |    |          |    |     |   |    |                    |         |             |  |            |                    |          |             |  |            |                    |          |             |              |            |          |          |         |             |    |          |    |  |   |  |                    |         |             |      |            |        |             |         |            |       |             |         |
| <table border="1"> <thead> <tr> <th>Canopy Species</th> <th>% Cover</th> <th>Size Class</th> <th>DBH</th> <th>Age</th> </tr> </thead> <tbody> <tr> <td>Red Maple</td> <td>5</td> <td>Log</td> <td>16</td> <td></td> </tr> <tr> <td>Hemlock</td> <td>75</td> <td>Log/Pole</td> <td>12</td> <td>124</td> </tr> <tr> <td>Paper Birch</td> <td>15</td> <td>Log/Pole</td> <td>12</td> <td></td> </tr> <tr> <td>Northern White Cedar</td> <td>5</td> <td>Pole</td> <td>8</td> <td></td> </tr> </tbody> </table>  |  | Canopy Species  | % Cover | Size Class | DBH         | Age          | Red Maple  | 5  | Log          | 16 |  | Hemlock        | 75 | Log/Pole | 12 | 124 | Paper Birch   | 15 | Log/Pole           | 12      |             | Northern White Cedar   | 5          | Pole               | 8        |             | <table border="1"> <thead> <tr> <th>Sub-Canopy Species</th> <th>Density</th> <th>Avg. Height</th> <th>Size</th> </tr> </thead> <tbody> <tr> <td>Balsam Fir</td> <td>Trace</td> <td>&lt; 5 feet</td> <td>Sapling</td> </tr> </tbody> </table> |            | Sub-Canopy Species | Density  | Avg. Height | Size         | Balsam Fir | Trace    | < 5 feet | Sapling |             |    |          |    |  |   |  |                    |         |             |      |            |        |             |         |            |       |             |         |
| Canopy Species   | % Cover                                    | Size Class      | DBH     | Age        |             |              |  |    |              |    |  |                |    |          |    |     |   |    |                    |         |             |  |            |                    |          |             |  |            |                    |          |             |              |            |          |          |         |             |    |          |    |  |   |  |                    |         |             |      |            |        |             |         |            |       |             |         |
| Red Maple  | 5  | Log             | 16      |            |             |              |  |    |              |    |  |                |    |          |    |     |   |    |                    |         |             |  |            |                    |          |             |  |            |                    |          |             |              |            |          |          |         |             |    |          |    |  |   |  |                    |         |             |      |            |        |             |         |            |       |             |         |
| Hemlock  | 75   | Log/Pole        | 12      | 124        |             |              |  |    |              |    |  |                |    |          |    |     |   |    |                    |         |             |  |            |                    |          |             |  |            |                    |          |             |              |            |          |          |         |             |    |          |    |  |   |  |                    |         |             |      |            |        |             |         |            |       |             |         |
| Paper Birch  | 15   | Log/Pole        | 12      |            |             |              |  |    |              |    |  |                |    |          |    |     |   |    |                    |         |             |  |            |                    |          |             |  |            |                    |          |             |              |            |          |          |         |             |    |          |    |  |   |  |                    |         |             |      |            |        |             |         |            |       |             |         |
| Northern White Cedar   | 5  | Pole            | 8       |            |             |              |  |    |              |    |  |                |    |          |    |     |   |    |                    |         |             |  |            |                    |          |             |  |            |                    |          |             |              |            |          |          |         |             |    |          |    |  |   |  |                    |         |             |      |            |        |             |         |            |       |             |         |
| Sub-Canopy Species   | Density                                    | Avg. Height     | Size    |            |             |              |  |    |              |    |  |                |    |          |    |     |   |    |                    |         |             |  |            |                    |          |             |  |            |                    |          |             |              |            |          |          |         |             |    |          |    |  |   |  |                    |         |             |      |            |        |             |         |            |       |             |         |
| Balsam Fir   | Trace                                      | < 5 feet        | Sapling |            |             |              |  |    |              |    |  |                |    |          |    |     |   |    |                    |         |             |  |            |                    |          |             |  |            |                    |          |             |              |            |          |          |         |             |    |          |    |  |   |  |                    |         |             |      |            |        |             |         |            |       |             |         |
| 5  | 623 - Emergent Wetland                     | Nonstocked      | 2.1     | 0          | Unspecified | No           |  |    |              |    |  |                |    |          |    |     |   |    |                    |         |             |  |            |                    |          |             |  |            |                    |          |             |              |            |          |          |         |             |    |          |    |  |   |  |                    |         |             |      |            |        |             |         |            |       |             |         |
| 6  | 500 - Water                                | Nonstocked      | 2.5     |            | Unspecified | No           |  |    |              |    |  |                |    |          |    |     |   |    |                    |         |             |  |            |                    |          |             |  |            |                    |          |             |              |            |          |          |         |             |    |          |    |  |   |  |                    |         |             |      |            |        |             |         |            |       |             |         |
| 7  | 42220 - Natural Jack Pine                  | Poletimber Well | 21.1    | 63         | 81-110      | N/A          | Stand is mostly upland pine with the edges being lower and black spruce. A couple locations contain concentrated areas of red pine.  |    |              |    |  |                |    |          |    |     |   |    |                    |         |             |  |            |                    |          |             |  |            |                    |          |             |              |            |          |          |         |             |    |          |    |  |   |  |                    |         |             |      |            |        |             |         |            |       |             |         |
| <table border="1"> <thead> <tr> <th>Canopy Species</th> <th>% Cover</th> <th>Size Class</th> <th>DBH</th> <th>Age</th> </tr> </thead> <tbody> <tr> <td>Black Spruce</td> <td>10</td> <td>Pole</td> <td>7</td> <td></td> </tr> <tr> <td>Jack Pine</td> <td>70</td> <td>Pole</td> <td>8</td> <td>63</td> </tr> <tr> <td>Red Pine</td> <td>20</td> <td>Log/Pole</td> <td>14</td> <td></td> </tr> </tbody> </table>  |  | Canopy Species  | % Cover | Size Class | DBH         | Age          | Black Spruce   | 10 | Pole         | 7  |  | Jack Pine      | 70 | Pole     | 8  | 63  | Red Pine  | 20 | Log/Pole           | 14      |             | <table border="1"> <thead> <tr> <th>Sub-Canopy Species</th> <th>Density</th> <th>Avg. Height</th> <th>Size</th> </tr> </thead> <tbody> <tr> <td>Balsam Fir</td> <td>Low</td> <td>Variable</td> <td>Sapling</td> </tr> <tr> <td>Black Spruce</td> <td>Low</td> <td>Variable</td> <td>Sapling</td> </tr> </tbody> </table> |            | Sub-Canopy Species | Density  | Avg. Height | Size   | Balsam Fir | Low                | Variable | Sapling     | Black Spruce | Low        | Variable | Sapling  |         |             |    |          |    |  |   |  |                    |         |             |      |            |        |             |         |            |       |             |         |
| Canopy Species   | % Cover                                    | Size Class      | DBH     | Age        |             |              |  |    |              |    |  |                |    |          |    |     |   |    |                    |         |             |  |            |                    |          |             |  |            |                    |          |             |              |            |          |          |         |             |    |          |    |  |   |  |                    |         |             |      |            |        |             |         |            |       |             |         |
| Black Spruce   | 10   | Pole            | 7       |            |             |              |  |    |              |    |  |                |    |          |    |     |   |    |                    |         |             |  |            |                    |          |             |  |            |                    |          |             |              |            |          |          |         |             |    |          |    |  |   |  |                    |         |             |      |            |        |             |         |            |       |             |         |
| Jack Pine  | 70   | Pole            | 8       | 63         |             |              |  |    |              |    |  |                |    |          |    |     |   |    |                    |         |             |  |            |                    |          |             |  |            |                    |          |             |              |            |          |          |         |             |    |          |    |  |   |  |                    |         |             |      |            |        |             |         |            |       |             |         |
| Red Pine   | 20   | Log/Pole        | 14      |            |             |              |  |    |              |    |  |                |    |          |    |     |   |    |                    |         |             |  |            |                    |          |             |  |            |                    |          |             |              |            |          |          |         |             |    |          |    |  |   |  |                    |         |             |      |            |        |             |         |            |       |             |         |
| Sub-Canopy Species   | Density                                    | Avg. Height     | Size    |            |             |              |  |    |              |    |  |                |    |          |    |     |   |    |                    |         |             |  |            |                    |          |             |  |            |                    |          |             |              |            |          |          |         |             |    |          |    |  |   |  |                    |         |             |      |            |        |             |         |            |       |             |         |
| Balsam Fir   | Low  | Variable        | Sapling |            |             |              |  |    |              |    |  |                |    |          |    |     |   |    |                    |         |             |  |            |                    |          |             |  |            |                    |          |             |              |            |          |          |         |             |    |          |    |  |   |  |                    |         |             |      |            |        |             |         |            |       |             |         |
| Black Spruce   | Low  | Variable        | Sapling |            |             |              |  |    |              |    |  |                |    |          |    |     |   |    |                    |         |             |  |            |                    |          |             |  |            |                    |          |             |              |            |          |          |         |             |    |          |    |  |   |  |                    |         |             |      |            |        |             |         |            |       |             |         |
| 8  | 4130 - Aspen                               | Sapling Well    | 9.6     | 8          | 1-50        | N/A          | [6/1/2016] Stand was cut as part of Boneyard Remainder Sale #41-032-10-01. Sale is now closed. TCR date 5/2/2016.<br>Regeneration check in fall 2019 while adjacent stands were checked. Looks good. |    |              |    |  |                |    |          |    |     |   |    |                    |         |             |  |            |                    |          |             |  |            |                    |          |             |              |            |          |          |         |             |    |          |    |  |   |  |                    |         |             |      |            |        |             |         |            |       |             |         |
| <table border="1"> <thead> <tr> <th>Canopy Species</th> <th>% Cover</th> <th>Size Class</th> <th>DBH</th> <th>Age</th> </tr> </thead> <tbody> <tr> <td>White Pine</td> <td>5</td> <td>Log/Pole</td> <td>12</td> <td></td> </tr> <tr> <td>Bigtooth Aspen</td> <td>95</td> <td>Sapling</td> <td>1</td> <td>8</td> </tr> </tbody> </table>  |  | Canopy Species  | % Cover | Size Class | DBH         | Age          | White Pine   | 5  | Log/Pole     | 12 |  | Bigtooth Aspen | 95 | Sapling  | 1  | 8   | <table border="1"> <thead> <tr> <th>Sub-Canopy Species</th> <th>Density</th> <th>Avg. Height</th> <th>Size</th> </tr> </thead> <tbody> <tr> <td>White Pine</td> <td>Medium</td> <td>&lt; 5 feet</td> <td>Sapling</td> </tr> <tr> <td>Jack Pine</td> <td>Medium</td> <td>&lt; 5 feet</td> <td>Sapling</td> </tr> </tbody> </table> |    | Sub-Canopy Species | Density | Avg. Height | Size   | White Pine | Medium             | < 5 feet | Sapling     | Jack Pine  | Medium     | < 5 feet           | Sapling  |             |              |            |          |          |         |             |    |          |    |  |   |  |                    |         |             |      |            |        |             |         |            |       |             |         |
| Canopy Species   | % Cover                                    | Size Class      | DBH     | Age        |             |              |  |    |              |    |  |                |    |          |    |     |   |    |                    |         |             |  |            |                    |          |             |  |            |                    |          |             |              |            |          |          |         |             |    |          |    |  |   |  |                    |         |             |      |            |        |             |         |            |       |             |         |
| White Pine   | 5  | Log/Pole        | 12      |            |             |              |  |    |              |    |  |                |    |          |    |     |   |    |                    |         |             |  |            |                    |          |             |  |            |                    |          |             |              |            |          |          |         |             |    |          |    |  |   |  |                    |         |             |      |            |        |             |         |            |       |             |         |
| Bigtooth Aspen   | 95   | Sapling         | 1       | 8          |             |              |  |    |              |    |  |                |    |          |    |     |   |    |                    |         |             |  |            |                    |          |             |  |            |                    |          |             |              |            |          |          |         |             |    |          |    |  |   |  |                    |         |             |      |            |        |             |         |            |       |             |         |
| Sub-Canopy Species   | Density                                    | Avg. Height     | Size    |            |             |              |  |    |              |    |  |                |    |          |    |     |   |    |                    |         |             |  |            |                    |          |             |  |            |                    |          |             |              |            |          |          |         |             |    |          |    |  |   |  |                    |         |             |      |            |        |             |         |            |       |             |         |
| White Pine   | Medium                                     | < 5 feet        | Sapling |            |             |              |  |    |              |    |  |                |    |          |    |     |   |    |                    |         |             |  |            |                    |          |             |  |            |                    |          |             |              |            |          |          |         |             |    |          |    |  |   |  |                    |         |             |      |            |        |             |         |            |       |             |         |
| Jack Pine  | Medium                                     | < 5 feet        | Sapling |            |             |              |  |    |              |    |  |                |    |          |    |     |   |    |                    |         |             |  |            |                    |          |             |  |            |                    |          |             |              |            |          |          |         |             |    |          |    |  |   |  |                    |         |             |      |            |        |             |         |            |       |             |         |



| Stand  | Level 4 Cover Type                         | Size Density    | Acres   | Stand Age  | BA Range    | Managed Site | General Comments   |    |         |    |  |              |    |          |    |   |                      |    |          |    |     |              |    |         |    |  |                      |    |               |    |    |  |    |                    |         |             |         |            |          |             |         |  |     |                    |         |             |      |           |        |              |         |            |     |          |         |            |      |          |         |  |  |  |
|--|--|-----------------|---------|------------|-------------|--------------|--|----|---------|----|--|--------------|----|----------|----|---|----------------------|----|----------|----|-----|--------------|----|---------|----|--|----------------------|----|---------------|----|----|--|----|--------------------|---------|-------------|---------|------------|----------|-------------|---------|--|-----|--------------------|---------|-------------|------|-----------|--------|--------------|---------|------------|-----|----------|---------|------------|------|----------|---------|--|--|--|
| 9  | 6129 - Mixed Coniferous Lowland Forest     | Sawtimber Well  | 80.2    | 124        | 111-140     | N/A          |  |    |         |    |  |              |    |          |    |   |                      |    |          |    |     |              |    |         |    |  |                      |    |               |    |    |  |    |                    |         |             |         |            |          |             |         |  |     |                    |         |             |      |           |        |              |         |            |     |          |         |            |      |          |         |  |  |  |
| <table border="1"> <thead> <tr> <th>Canopy Species</th> <th>% Cover</th> <th>Size Class</th> <th>DBH</th> <th>Age</th> </tr> </thead> <tbody> <tr> <td>Paper Birch</td> <td>5</td> <td>Pole</td> <td>6</td> <td></td> </tr> <tr> <td>Hemlock</td> <td>30</td> <td>Log/Pole</td> <td>16</td> <td></td> </tr> <tr> <td>White Pine</td> <td>40</td> <td>XLog/Log</td> <td>18</td> <td>124</td> </tr> <tr> <td>Red Maple</td> <td>5</td> <td>Pole</td> <td>6</td> <td></td> </tr> <tr> <td>Northern White Cedar</td> <td>20</td> <td>Pole/Log</td> <td>9</td> <td></td> </tr> </tbody> </table>  |  | Canopy Species  | % Cover | Size Class | DBH         | Age          | Paper Birch  | 5  | Pole    | 6  |  | Hemlock      | 30 | Log/Pole | 16 |   | White Pine           | 40 | XLog/Log | 18 | 124 | Red Maple    | 5  | Pole    | 6  |  | Northern White Cedar | 20 | Pole/Log      | 9  |    | <table border="1"> <thead> <tr> <th>Sub-Canopy Species</th> <th>Density</th> <th>Avg. Height</th> <th>Size</th> </tr> </thead> <tbody> <tr> <td>Balsam Fir</td> <td>Low</td> <td>5 - 10 feet</td> <td>Sapling</td> </tr> </tbody> </table>   |    | Sub-Canopy Species | Density | Avg. Height | Size    | Balsam Fir | Low      | 5 - 10 feet | Sapling |  |     |                    |         |             |      |           |        |              |         |            |     |          |         |            |      |          |         |  |  |  |
| Canopy Species   | % Cover                                    | Size Class      | DBH     | Age        |             |              |  |    |         |    |  |              |    |          |    |   |                      |    |          |    |     |              |    |         |    |  |                      |    |               |    |    |  |    |                    |         |             |         |            |          |             |         |  |     |                    |         |             |      |           |        |              |         |            |     |          |         |            |      |          |         |  |  |  |
| Paper Birch  | 5  | Pole            | 6       |            |             |              |  |    |         |    |  |              |    |          |    |   |                      |    |          |    |     |              |    |         |    |  |                      |    |               |    |    |  |    |                    |         |             |         |            |          |             |         |  |     |                    |         |             |      |           |        |              |         |            |     |          |         |            |      |          |         |  |  |  |
| Hemlock  | 30   | Log/Pole        | 16      |            |             |              |  |    |         |    |  |              |    |          |    |   |                      |    |          |    |     |              |    |         |    |  |                      |    |               |    |    |  |    |                    |         |             |         |            |          |             |         |  |     |                    |         |             |      |           |        |              |         |            |     |          |         |            |      |          |         |  |  |  |
| White Pine   | 40   | XLog/Log        | 18      | 124        |             |              |  |    |         |    |  |              |    |          |    |   |                      |    |          |    |     |              |    |         |    |  |                      |    |               |    |    |  |    |                    |         |             |         |            |          |             |         |  |     |                    |         |             |      |           |        |              |         |            |     |          |         |            |      |          |         |  |  |  |
| Red Maple  | 5  | Pole            | 6       |            |             |              |  |    |         |    |  |              |    |          |    |   |                      |    |          |    |     |              |    |         |    |  |                      |    |               |    |    |  |    |                    |         |             |         |            |          |             |         |  |     |                    |         |             |      |           |        |              |         |            |     |          |         |            |      |          |         |  |  |  |
| Northern White Cedar   | 20   | Pole/Log        | 9       |            |             |              |  |    |         |    |  |              |    |          |    |   |                      |    |          |    |     |              |    |         |    |  |                      |    |               |    |    |  |    |                    |         |             |         |            |          |             |         |  |     |                    |         |             |      |           |        |              |         |            |     |          |         |            |      |          |         |  |  |  |
| Sub-Canopy Species   | Density                                    | Avg. Height     | Size    |            |             |              |  |    |         |    |  |              |    |          |    |   |                      |    |          |    |     |              |    |         |    |  |                      |    |               |    |    |  |    |                    |         |             |         |            |          |             |         |  |     |                    |         |             |      |           |        |              |         |            |     |          |         |            |      |          |         |  |  |  |
| Balsam Fir   | Low  | 5 - 10 feet     | Sapling |            |             |              |  |    |         |    |  |              |    |          |    |   |                      |    |          |    |     |              |    |         |    |  |                      |    |               |    |    |  |    |                    |         |             |         |            |          |             |         |  |     |                    |         |             |      |           |        |              |         |            |     |          |         |            |      |          |         |  |  |  |
| 10   | 42200 - Natural White Pine                 | Sawtimber Well  | 9.4     | 63         | 81-110      | N/A          |  |    |         |    |  |              |    |          |    |   |                      |    |          |    |     |              |    |         |    |  |                      |    |               |    |    |  |    |                    |         |             |         |            |          |             |         |  |     |                    |         |             |      |           |        |              |         |            |     |          |         |            |      |          |         |  |  |  |
| <table border="1"> <thead> <tr> <th>Canopy Species</th> <th>% Cover</th> <th>Size Class</th> <th>DBH</th> <th>Age</th> </tr> </thead> <tbody> <tr> <td>Bigtooth Aspen</td> <td>3</td> <td>Log</td> <td>12</td> <td></td> </tr> <tr> <td>Black Spruce</td> <td>12</td> <td>Pole</td> <td>6</td> <td></td> </tr> <tr> <td>Red Pine</td> <td>5</td> <td>Log</td> <td>14</td> <td></td> </tr> <tr> <td>Jack Pine</td> <td>10</td> <td>Pole</td> <td>8</td> <td></td> </tr> <tr> <td>White Pine</td> <td>70</td> <td>Log/Pole/XLog</td> <td>12</td> <td>63</td> </tr> </tbody> </table>   |  | Canopy Species  | % Cover | Size Class | DBH         | Age          | Bigtooth Aspen   | 3  | Log     | 12 |  | Black Spruce | 12 | Pole     | 6  |   | Red Pine             | 5  | Log      | 14 |     | Jack Pine    | 10 | Pole    | 8  |  | White Pine           | 70 | Log/Pole/XLog | 12 | 63 | <table border="1"> <thead> <tr> <th>Sub-Canopy Species</th> <th>Density</th> <th>Avg. Height</th> <th>Size</th> </tr> </thead> <tbody> <tr> <td>Balsam Fir</td> <td>Low</td> <td>&lt; 5 feet</td> <td>Sapling</td> </tr> <tr> <td>Black Spruce</td> <td>Low</td> <td>&lt; 5 feet</td> <td>Sapling</td> </tr> </tbody> </table> |    | Sub-Canopy Species | Density | Avg. Height | Size    | Balsam Fir | Low      | < 5 feet    | Sapling | Black Spruce   | Low | < 5 feet           | Sapling |             |      |           |        |              |         |            |     |          |         |            |      |          |         |  |  |  |
| Canopy Species   | % Cover                                    | Size Class      | DBH     | Age        |             |              |  |    |         |    |  |              |    |          |    |   |                      |    |          |    |     |              |    |         |    |  |                      |    |               |    |    |  |    |                    |         |             |         |            |          |             |         |  |     |                    |         |             |      |           |        |              |         |            |     |          |         |            |      |          |         |  |  |  |
| Bigtooth Aspen   | 3  | Log             | 12      |            |             |              |  |    |         |    |  |              |    |          |    |   |                      |    |          |    |     |              |    |         |    |  |                      |    |               |    |    |  |    |                    |         |             |         |            |          |             |         |  |     |                    |         |             |      |           |        |              |         |            |     |          |         |            |      |          |         |  |  |  |
| Black Spruce   | 12   | Pole            | 6       |            |             |              |  |    |         |    |  |              |    |          |    |   |                      |    |          |    |     |              |    |         |    |  |                      |    |               |    |    |  |    |                    |         |             |         |            |          |             |         |  |     |                    |         |             |      |           |        |              |         |            |     |          |         |            |      |          |         |  |  |  |
| Red Pine   | 5  | Log             | 14      |            |             |              |  |    |         |    |  |              |    |          |    |   |                      |    |          |    |     |              |    |         |    |  |                      |    |               |    |    |  |    |                    |         |             |         |            |          |             |         |  |     |                    |         |             |      |           |        |              |         |            |     |          |         |            |      |          |         |  |  |  |
| Jack Pine  | 10   | Pole            | 8       |            |             |              |  |    |         |    |  |              |    |          |    |   |                      |    |          |    |     |              |    |         |    |  |                      |    |               |    |    |  |    |                    |         |             |         |            |          |             |         |  |     |                    |         |             |      |           |        |              |         |            |     |          |         |            |      |          |         |  |  |  |
| White Pine   | 70   | Log/Pole/XLog   | 12      | 63         |             |              |  |    |         |    |  |              |    |          |    |   |                      |    |          |    |     |              |    |         |    |  |                      |    |               |    |    |  |    |                    |         |             |         |            |          |             |         |  |     |                    |         |             |      |           |        |              |         |            |     |          |         |            |      |          |         |  |  |  |
| Sub-Canopy Species   | Density                                    | Avg. Height     | Size    |            |             |              |  |    |         |    |  |              |    |          |    |   |                      |    |          |    |     |              |    |         |    |  |                      |    |               |    |    |  |    |                    |         |             |         |            |          |             |         |  |     |                    |         |             |      |           |        |              |         |            |     |          |         |            |      |          |         |  |  |  |
| Balsam Fir   | Low  | < 5 feet        | Sapling |            |             |              |  |    |         |    |  |              |    |          |    |   |                      |    |          |    |     |              |    |         |    |  |                      |    |               |    |    |  |    |                    |         |             |         |            |          |             |         |  |     |                    |         |             |      |           |        |              |         |            |     |          |         |            |      |          |         |  |  |  |
| Black Spruce   | Low  | < 5 feet        | Sapling |            |             |              |  |    |         |    |  |              |    |          |    |   |                      |    |          |    |     |              |    |         |    |  |                      |    |               |    |    |  |    |                    |         |             |         |            |          |             |         |  |     |                    |         |             |      |           |        |              |         |            |     |          |         |            |      |          |         |  |  |  |
| 11   | 4311 - Pine, Aspen Mix                     | Sapling Medium  | 29.4    | 8          | 1-50        | N/A          | <p>[1/2/24] The south side of the road is a mix of aspen and jack pine regeneration, and the north side of the road is mostly jack pine regeneration.</p> <p>[9/10/10 BB] Stand is on proposal, 41-032-10 Boneyard Remainder, Units 4. Retention is as described, residual red pine = 6 sq ft and white pine 1 sq ft. Proposal 24-06 was abolished and stands were added to the sale to the north to make a large enough sale to resolve access issues due to failed drainage structure and long haul.</p> <p>FTP C41-1290 was already submitted and approved for jack pine regeneration.</p> <p>(10/9/2019 AP). Stand was scarified in fall 2016. Regeneration check occurred in fall 2019. Stand passed with excellent regeneration.</p> |    |         |    |  |              |    |          |    |   |                      |    |          |    |     |              |    |         |    |  |                      |    |               |    |    |  |    |                    |         |             |         |            |          |             |         |  |     |                    |         |             |      |           |        |              |         |            |     |          |         |            |      |          |         |  |  |  |
| <table border="1"> <thead> <tr> <th>Canopy Species</th> <th>% Cover</th> <th>Size Class</th> <th>DBH</th> <th>Age</th> </tr> </thead> <tbody> <tr> <td>Bigtooth Aspen</td> <td>43</td> <td>Sapling</td> <td>1</td> <td></td> </tr> <tr> <td>Jack Pine</td> <td>45</td> <td>Sapling</td> <td>1</td> <td>8</td> </tr> <tr> <td>Red Pine</td> <td>5</td> <td>Log</td> <td>14</td> <td></td> </tr> <tr> <td>Red Pine</td> <td>2</td> <td>Sapling</td> <td>1</td> <td></td> </tr> <tr> <td>White Pine</td> <td>5</td> <td>Sapling</td> <td>1</td> <td></td> </tr> </tbody> </table>   |  | Canopy Species  | % Cover | Size Class | DBH         | Age          | Bigtooth Aspen   | 43 | Sapling | 1  |  | Jack Pine    | 45 | Sapling  | 1  | 8 | Red Pine             | 5  | Log      | 14 |     | Red Pine     | 2  | Sapling | 1  |  | White Pine           | 5  | Sapling       | 1  |    |  |    |                    |         |             |         |            |          |             |         |  |     |                    |         |             |      |           |        |              |         |            |     |          |         |            |      |          |         |  |  |  |
| Canopy Species   | % Cover                                    | Size Class      | DBH     | Age        |             |              |  |    |         |    |  |              |    |          |    |   |                      |    |          |    |     |              |    |         |    |  |                      |    |               |    |    |  |    |                    |         |             |         |            |          |             |         |  |     |                    |         |             |      |           |        |              |         |            |     |          |         |            |      |          |         |  |  |  |
| Bigtooth Aspen   | 43   | Sapling         | 1       |            |             |              |  |    |         |    |  |              |    |          |    |   |                      |    |          |    |     |              |    |         |    |  |                      |    |               |    |    |  |    |                    |         |             |         |            |          |             |         |  |     |                    |         |             |      |           |        |              |         |            |     |          |         |            |      |          |         |  |  |  |
| Jack Pine  | 45   | Sapling         | 1       | 8          |             |              |  |    |         |    |  |              |    |          |    |   |                      |    |          |    |     |              |    |         |    |  |                      |    |               |    |    |  |    |                    |         |             |         |            |          |             |         |  |     |                    |         |             |      |           |        |              |         |            |     |          |         |            |      |          |         |  |  |  |
| Red Pine   | 5  | Log             | 14      |            |             |              |  |    |         |    |  |              |    |          |    |   |                      |    |          |    |     |              |    |         |    |  |                      |    |               |    |    |  |    |                    |         |             |         |            |          |             |         |  |     |                    |         |             |      |           |        |              |         |            |     |          |         |            |      |          |         |  |  |  |
| Red Pine   | 2  | Sapling         | 1       |            |             |              |  |    |         |    |  |              |    |          |    |   |                      |    |          |    |     |              |    |         |    |  |                      |    |               |    |    |  |    |                    |         |             |         |            |          |             |         |  |     |                    |         |             |      |           |        |              |         |            |     |          |         |            |      |          |         |  |  |  |
| White Pine   | 5  | Sapling         | 1       |            |             |              |  |    |         |    |  |              |    |          |    |   |                      |    |          |    |     |              |    |         |    |  |                      |    |               |    |    |  |    |                    |         |             |         |            |          |             |         |  |     |                    |         |             |      |           |        |              |         |            |     |          |         |            |      |          |         |  |  |  |
| 12   | 500 - Water                                | Nonstocked      | 3.8     |            | Unspecified | No           |  |    |         |    |  |              |    |          |    |   |                      |    |          |    |     |              |    |         |    |  |                      |    |               |    |    |  |    |                    |         |             |         |            |          |             |         |  |     |                    |         |             |      |           |        |              |         |            |     |          |         |            |      |          |         |  |  |  |
| 13   | 500 - Water                                | Nonstocked      | 2.1     |            | Unspecified | No           |  |    |         |    |  |              |    |          |    |   |                      |    |          |    |     |              |    |         |    |  |                      |    |               |    |    |  |    |                    |         |             |         |            |          |             |         |  |     |                    |         |             |      |           |        |              |         |            |     |          |         |            |      |          |         |  |  |  |
| 14   | 6117 - Lowland Deciduous, Mixed Coniferous | Poletimber Well | 21.4    | 80         | 81-110      | N/A          | Diverse wildlife corridor along river. Stand contains many drainages to river.   |    |         |    |  |              |    |          |    |   |                      |    |          |    |     |              |    |         |    |  |                      |    |               |    |    |  |    |                    |         |             |         |            |          |             |         |  |     |                    |         |             |      |           |        |              |         |            |     |          |         |            |      |          |         |  |  |  |
| <table border="1"> <thead> <tr> <th>Canopy Species</th> <th>% Cover</th> <th>Size Class</th> <th>DBH</th> <th>Age</th> </tr> </thead> <tbody> <tr> <td>Balsam Fir</td> <td>10</td> <td>Pole</td> <td>8</td> <td></td> </tr> <tr> <td>Paper Birch</td> <td>10</td> <td>Log/Pole</td> <td>12</td> <td></td> </tr> <tr> <td>Northern White Cedar</td> <td>5</td> <td>Pole/Log</td> <td>8</td> <td></td> </tr> <tr> <td>Yellow Birch</td> <td>10</td> <td>Log</td> <td>16</td> <td></td> </tr> <tr> <td>White Pine</td> <td>2</td> <td>XLog</td> <td>22</td> <td></td> </tr> <tr> <td>Red Maple</td> <td>43</td> <td>Log/Pole</td> <td>10</td> <td>80</td> </tr> <tr> <td>Hemlock</td> <td>20</td> <td>XLog/Log</td> <td>18</td> <td></td> </tr> </tbody> </table> |  | Canopy Species  | % Cover | Size Class | DBH         | Age          | Balsam Fir   | 10 | Pole    | 8  |  | Paper Birch  | 10 | Log/Pole | 12 |   | Northern White Cedar | 5  | Pole/Log | 8  |     | Yellow Birch | 10 | Log     | 16 |  | White Pine           | 2  | XLog          | 22 |    | Red Maple  | 43 | Log/Pole           | 10      | 80          | Hemlock | 20         | XLog/Log | 18          |         | <table border="1"> <thead> <tr> <th>Sub-Canopy Species</th> <th>Density</th> <th>Avg. Height</th> <th>Size</th> </tr> </thead> <tbody> <tr> <td>Red Maple</td> <td>Medium</td> <td>10 - 20 feet</td> <td>Sapling</td> </tr> <tr> <td>White Pine</td> <td>Low</td> <td>Variable</td> <td>Sapling</td> </tr> <tr> <td>Balsam Fir</td> <td>High</td> <td>Variable</td> <td>Sapling</td> </tr> </tbody> </table> |     | Sub-Canopy Species | Density | Avg. Height | Size | Red Maple | Medium | 10 - 20 feet | Sapling | White Pine | Low | Variable | Sapling | Balsam Fir | High | Variable | Sapling |  |  |  |
| Canopy Species   | % Cover                                    | Size Class      | DBH     | Age        |             |              |  |    |         |    |  |              |    |          |    |   |                      |    |          |    |     |              |    |         |    |  |                      |    |               |    |    |  |    |                    |         |             |         |            |          |             |         |  |     |                    |         |             |      |           |        |              |         |            |     |          |         |            |      |          |         |  |  |  |
| Balsam Fir   | 10   | Pole            | 8       |            |             |              |  |    |         |    |  |              |    |          |    |   |                      |    |          |    |     |              |    |         |    |  |                      |    |               |    |    |  |    |                    |         |             |         |            |          |             |         |  |     |                    |         |             |      |           |        |              |         |            |     |          |         |            |      |          |         |  |  |  |
| Paper Birch  | 10   | Log/Pole        | 12      |            |             |              |  |    |         |    |  |              |    |          |    |   |                      |    |          |    |     |              |    |         |    |  |                      |    |               |    |    |  |    |                    |         |             |         |            |          |             |         |  |     |                    |         |             |      |           |        |              |         |            |     |          |         |            |      |          |         |  |  |  |
| Northern White Cedar   | 5  | Pole/Log        | 8       |            |             |              |  |    |         |    |  |              |    |          |    |   |                      |    |          |    |     |              |    |         |    |  |                      |    |               |    |    |  |    |                    |         |             |         |            |          |             |         |  |     |                    |         |             |      |           |        |              |         |            |     |          |         |            |      |          |         |  |  |  |
| Yellow Birch   | 10   | Log             | 16      |            |             |              |  |    |         |    |  |              |    |          |    |   |                      |    |          |    |     |              |    |         |    |  |                      |    |               |    |    |  |    |                    |         |             |         |            |          |             |         |  |     |                    |         |             |      |           |        |              |         |            |     |          |         |            |      |          |         |  |  |  |
| White Pine   | 2  | XLog            | 22      |            |             |              |  |    |         |    |  |              |    |          |    |   |                      |    |          |    |     |              |    |         |    |  |                      |    |               |    |    |  |    |                    |         |             |         |            |          |             |         |  |     |                    |         |             |      |           |        |              |         |            |     |          |         |            |      |          |         |  |  |  |
| Red Maple  | 43   | Log/Pole        | 10      | 80         |             |              |  |    |         |    |  |              |    |          |    |   |                      |    |          |    |     |              |    |         |    |  |                      |    |               |    |    |  |    |                    |         |             |         |            |          |             |         |  |     |                    |         |             |      |           |        |              |         |            |     |          |         |            |      |          |         |  |  |  |
| Hemlock  | 20   | XLog/Log        | 18      |            |             |              |  |    |         |    |  |              |    |          |    |   |                      |    |          |    |     |              |    |         |    |  |                      |    |               |    |    |  |    |                    |         |             |         |            |          |             |         |  |     |                    |         |             |      |           |        |              |         |            |     |          |         |            |      |          |         |  |  |  |
| Sub-Canopy Species   | Density                                    | Avg. Height     | Size    |            |             |              |  |    |         |    |  |              |    |          |    |   |                      |    |          |    |     |              |    |         |    |  |                      |    |               |    |    |  |    |                    |         |             |         |            |          |             |         |  |     |                    |         |             |      |           |        |              |         |            |     |          |         |            |      |          |         |  |  |  |
| Red Maple  | Medium                                     | 10 - 20 feet    | Sapling |            |             |              |  |    |         |    |  |              |    |          |    |   |                      |    |          |    |     |              |    |         |    |  |                      |    |               |    |    |  |    |                    |         |             |         |            |          |             |         |  |     |                    |         |             |      |           |        |              |         |            |     |          |         |            |      |          |         |  |  |  |
| White Pine   | Low  | Variable        | Sapling |            |             |              |  |    |         |    |  |              |    |          |    |   |                      |    |          |    |     |              |    |         |    |  |                      |    |               |    |    |  |    |                    |         |             |         |            |          |             |         |  |     |                    |         |             |      |           |        |              |         |            |     |          |         |            |      |          |         |  |  |  |
| Balsam Fir   | High                                       | Variable        | Sapling |            |             |              |  |    |         |    |  |              |    |          |    |   |                      |    |          |    |     |              |    |         |    |  |                      |    |               |    |    |  |    |                    |         |             |         |            |          |             |         |  |     |                    |         |             |      |           |        |              |         |            |     |          |         |            |      |          |         |  |  |  |



| Stand   | Level 4 Cover Type        | Size Density      | Acres      | Stand Age | BA Range | Managed Site | General Comments  |                |         |            |     |     |                |    |          |    |  |            |    |               |    |    |              |    |              |   |    |                    |         |             |      |            |              |          |         |    |    |                    |         |             |      |       |                    |             |             |      |              |     |          |         |            |     |          |         |
|---|---------------------------|-------------------|------------|-----------|----------|--------------|---|----------------|---------|------------|-----|-----|----------------|----|----------|----|--|------------|----|---------------|----|----|--------------|----|--------------|---|----|--------------------|---------|-------------|------|------------|--------------|----------|---------|----|----|--------------------|---------|-------------|------|-------|--------------------|-------------|-------------|------|--------------|-----|----------|---------|------------|-----|----------|---------|
| <b>15</b>   | 6126 - Lowland Jack Pine  | Poletimber Medium | 1.1        | 44        | 1-50     | N/A          | Age is taken from larger stand to the north. Sapling jack pine growing on the edge of this stand.   |                |         |            |     |     |                |    |          |    |  |            |    |               |    |    |              |    |              |   |    |                    |         |             |      |            |              |          |         |    |    |                    |         |             |      |       |                    |             |             |      |              |     |          |         |            |     |          |         |
| <table border="1"> <thead> <tr> <th>Canopy Species</th> <th>% Cover</th> <th>Size Class</th> <th>DBH</th> <th>Age</th> </tr> </thead> <tbody> <tr> <td>Red Pine</td> <td>2</td> <td>Log</td> <td>14</td> <td></td> </tr> <tr> <td>Jack Pine</td> <td>75</td> <td>Pole/Sapling</td> <td>6</td> <td>44</td> </tr> <tr> <td>Black Spruce</td> <td>23</td> <td>Pole/Sapling</td> <td>5</td> <td></td> </tr> </tbody> </table>   |                           |                   |            |           |          |              |   | Canopy Species | % Cover | Size Class | DBH | Age | Red Pine       | 2  | Log      | 14 |  | Jack Pine  | 75 | Pole/Sapling  | 6  | 44 | Black Spruce | 23 | Pole/Sapling | 5 |    |                    |         |             |      |            |              |          |         |    |    |                    |         |             |      |       |                    |             |             |      |              |     |          |         |            |     |          |         |
| Canopy Species  | % Cover                   | Size Class        | DBH        | Age       |          |              |   |                |         |            |     |     |                |    |          |    |  |            |    |               |    |    |              |    |              |   |    |                    |         |             |      |            |              |          |         |    |    |                    |         |             |      |       |                    |             |             |      |              |     |          |         |            |     |          |         |
| Red Pine  | 2                         | Log               | 14         |           |          |              |   |                |         |            |     |     |                |    |          |    |  |            |    |               |    |    |              |    |              |   |    |                    |         |             |      |            |              |          |         |    |    |                    |         |             |      |       |                    |             |             |      |              |     |          |         |            |     |          |         |
| Jack Pine   | 75                        | Pole/Sapling      | 6          | 44        |          |              |   |                |         |            |     |     |                |    |          |    |  |            |    |               |    |    |              |    |              |   |    |                    |         |             |      |            |              |          |         |    |    |                    |         |             |      |       |                    |             |             |      |              |     |          |         |            |     |          |         |
| Black Spruce  | 23                        | Pole/Sapling      | 5          |           |          |              |   |                |         |            |     |     |                |    |          |    |  |            |    |               |    |    |              |    |              |   |    |                    |         |             |      |            |              |          |         |    |    |                    |         |             |      |       |                    |             |             |      |              |     |          |         |            |     |          |         |
| <b>16</b>   | 6122 - Black Spruce       | Poletimber Well   | 23.3       | 97        | 51-80    | N/A          |   |                |         |            |     |     |                |    |          |    |  |            |    |               |    |    |              |    |              |   |    |                    |         |             |      |            |              |          |         |    |    |                    |         |             |      |       |                    |             |             |      |              |     |          |         |            |     |          |         |
| <table border="1"> <thead> <tr> <th>Canopy Species</th> <th>% Cover</th> <th>Size Class</th> <th>DBH</th> <th>Age</th> </tr> </thead> <tbody> <tr> <td>Red Maple</td> <td>1</td> <td>Pole</td> <td>8</td> <td></td> </tr> <tr> <td>White Pine</td> <td>5</td> <td>Log/XLog/Pole</td> <td>16</td> <td></td> </tr> <tr> <td>Jack Pine</td> <td>5</td> <td>Pole</td> <td>8</td> <td></td> </tr> <tr> <td>Red Pine</td> <td>4</td> <td>Log/XLog</td> <td>16</td> <td></td> </tr> <tr> <td>Black Spruce</td> <td>80</td> <td>Pole</td> <td>7</td> <td>97</td> </tr> <tr> <td>Paper Birch</td> <td>5</td> <td>Pole/Log</td> <td>9</td> <td></td> </tr> </tbody> </table> <table border="1"> <thead> <tr> <th>Sub-Canopy Species</th> <th>Density</th> <th>Avg. Height</th> <th>Size</th> </tr> </thead> <tbody> <tr> <td>Black Spruce</td> <td>Low</td> <td>Variable</td> <td>Sapling</td> </tr> <tr> <td>Balsam Fir</td> <td>Low</td> <td>Variable</td> <td>Sapling</td> </tr> </tbody> </table> |                           |                   |            |           |          |              |   | Canopy Species | % Cover | Size Class | DBH | Age | Red Maple      | 1  | Pole     | 8  |  | White Pine | 5  | Log/XLog/Pole | 16 |    | Jack Pine    | 5  | Pole         | 8 |    | Red Pine           | 4       | Log/XLog    | 16   |            | Black Spruce | 80       | Pole    | 7  | 97 | Paper Birch        | 5       | Pole/Log    | 9    |       | Sub-Canopy Species | Density     | Avg. Height | Size | Black Spruce | Low | Variable | Sapling | Balsam Fir | Low | Variable | Sapling |
| Canopy Species  | % Cover                   | Size Class        | DBH        | Age       |          |              |   |                |         |            |     |     |                |    |          |    |  |            |    |               |    |    |              |    |              |   |    |                    |         |             |      |            |              |          |         |    |    |                    |         |             |      |       |                    |             |             |      |              |     |          |         |            |     |          |         |
| Red Maple   | 1                         | Pole              | 8          |           |          |              |   |                |         |            |     |     |                |    |          |    |  |            |    |               |    |    |              |    |              |   |    |                    |         |             |      |            |              |          |         |    |    |                    |         |             |      |       |                    |             |             |      |              |     |          |         |            |     |          |         |
| White Pine  | 5                         | Log/XLog/Pole     | 16         |           |          |              |   |                |         |            |     |     |                |    |          |    |  |            |    |               |    |    |              |    |              |   |    |                    |         |             |      |            |              |          |         |    |    |                    |         |             |      |       |                    |             |             |      |              |     |          |         |            |     |          |         |
| Jack Pine   | 5                         | Pole              | 8          |           |          |              |   |                |         |            |     |     |                |    |          |    |  |            |    |               |    |    |              |    |              |   |    |                    |         |             |      |            |              |          |         |    |    |                    |         |             |      |       |                    |             |             |      |              |     |          |         |            |     |          |         |
| Red Pine  | 4                         | Log/XLog          | 16         |           |          |              |   |                |         |            |     |     |                |    |          |    |  |            |    |               |    |    |              |    |              |   |    |                    |         |             |      |            |              |          |         |    |    |                    |         |             |      |       |                    |             |             |      |              |     |          |         |            |     |          |         |
| Black Spruce  | 80                        | Pole              | 7          | 97        |          |              |   |                |         |            |     |     |                |    |          |    |  |            |    |               |    |    |              |    |              |   |    |                    |         |             |      |            |              |          |         |    |    |                    |         |             |      |       |                    |             |             |      |              |     |          |         |            |     |          |         |
| Paper Birch   | 5                         | Pole/Log          | 9          |           |          |              |   |                |         |            |     |     |                |    |          |    |  |            |    |               |    |    |              |    |              |   |    |                    |         |             |      |            |              |          |         |    |    |                    |         |             |      |       |                    |             |             |      |              |     |          |         |            |     |          |         |
| Sub-Canopy Species  | Density                   | Avg. Height       | Size       |           |          |              |   |                |         |            |     |     |                |    |          |    |  |            |    |               |    |    |              |    |              |   |    |                    |         |             |      |            |              |          |         |    |    |                    |         |             |      |       |                    |             |             |      |              |     |          |         |            |     |          |         |
| Black Spruce  | Low                       | Variable          | Sapling    |           |          |              |   |                |         |            |     |     |                |    |          |    |  |            |    |               |    |    |              |    |              |   |    |                    |         |             |      |            |              |          |         |    |    |                    |         |             |      |       |                    |             |             |      |              |     |          |         |            |     |          |         |
| Balsam Fir  | Low                       | Variable          | Sapling    |           |          |              |   |                |         |            |     |     |                |    |          |    |  |            |    |               |    |    |              |    |              |   |    |                    |         |             |      |            |              |          |         |    |    |                    |         |             |      |       |                    |             |             |      |              |     |          |         |            |     |          |         |
| <b>17</b>   | 6122 - Black Spruce       | Sapling Well      | 2.8        | 60        | 1-50     | N/A          |   |                |         |            |     |     |                |    |          |    |  |            |    |               |    |    |              |    |              |   |    |                    |         |             |      |            |              |          |         |    |    |                    |         |             |      |       |                    |             |             |      |              |     |          |         |            |     |          |         |
| <table border="1"> <thead> <tr> <th>Canopy Species</th> <th>% Cover</th> <th>Size Class</th> <th>DBH</th> <th>Age</th> </tr> </thead> <tbody> <tr> <td>White Pine</td> <td>3</td> <td>Pole/Log</td> <td>9</td> <td></td> </tr> <tr> <td>Red Maple</td> <td>2</td> <td>Pole</td> <td>6</td> <td></td> </tr> <tr> <td>Black Spruce</td> <td>95</td> <td>Sapling/Pole</td> <td>4</td> <td>60</td> </tr> </tbody> </table> <table border="1"> <thead> <tr> <th>Sub-Canopy Species</th> <th>Density</th> <th>Avg. Height</th> <th>Size</th> </tr> </thead> <tbody> <tr> <td>Balsam Fir</td> <td>Trace</td> <td>Variable</td> <td>Sapling</td> </tr> </tbody> </table>  |                           |                   |            |           |          |              |   | Canopy Species | % Cover | Size Class | DBH | Age | White Pine     | 3  | Pole/Log | 9  |  | Red Maple  | 2  | Pole          | 6  |    | Black Spruce | 95 | Sapling/Pole | 4 | 60 | Sub-Canopy Species | Density | Avg. Height | Size | Balsam Fir | Trace        | Variable | Sapling |    |    |                    |         |             |      |       |                    |             |             |      |              |     |          |         |            |     |          |         |
| Canopy Species  | % Cover                   | Size Class        | DBH        | Age       |          |              |   |                |         |            |     |     |                |    |          |    |  |            |    |               |    |    |              |    |              |   |    |                    |         |             |      |            |              |          |         |    |    |                    |         |             |      |       |                    |             |             |      |              |     |          |         |            |     |          |         |
| White Pine  | 3                         | Pole/Log          | 9          |           |          |              |   |                |         |            |     |     |                |    |          |    |  |            |    |               |    |    |              |    |              |   |    |                    |         |             |      |            |              |          |         |    |    |                    |         |             |      |       |                    |             |             |      |              |     |          |         |            |     |          |         |
| Red Maple   | 2                         | Pole              | 6          |           |          |              |   |                |         |            |     |     |                |    |          |    |  |            |    |               |    |    |              |    |              |   |    |                    |         |             |      |            |              |          |         |    |    |                    |         |             |      |       |                    |             |             |      |              |     |          |         |            |     |          |         |
| Black Spruce  | 95                        | Sapling/Pole      | 4          | 60        |          |              |   |                |         |            |     |     |                |    |          |    |  |            |    |               |    |    |              |    |              |   |    |                    |         |             |      |            |              |          |         |    |    |                    |         |             |      |       |                    |             |             |      |              |     |          |         |            |     |          |         |
| Sub-Canopy Species  | Density                   | Avg. Height       | Size       |           |          |              |   |                |         |            |     |     |                |    |          |    |  |            |    |               |    |    |              |    |              |   |    |                    |         |             |      |            |              |          |         |    |    |                    |         |             |      |       |                    |             |             |      |              |     |          |         |            |     |          |         |
| Balsam Fir  | Trace                     | Variable          | Sapling    |           |          |              |   |                |         |            |     |     |                |    |          |    |  |            |    |               |    |    |              |    |              |   |    |                    |         |             |      |            |              |          |         |    |    |                    |         |             |      |       |                    |             |             |      |              |     |          |         |            |     |          |         |
| <b>18</b>   | 42220 - Natural Jack Pine | Sapling Well      | 27.2       | 23        | Immature | N/A          | West Branch Reserves Sale 53-96, stand was cut in 1999, 3 acres scarified only because of high stumps. Stand had a regen count in the summer of 2003, revealing 1183 tpa. (280 JP, 125 RP, 218 aspen, 405 BSp, 93 wp) . Seems to look like a J3 to the naked eye but will call S3 by counts. Stand was previously J6 before cut with a J objective. Close FTP, C41-765. |                |         |            |     |     |                |    |          |    |  |            |    |               |    |    |              |    |              |   |    |                    |         |             |      |            |              |          |         |    |    |                    |         |             |      |       |                    |             |             |      |              |     |          |         |            |     |          |         |
| <table border="1"> <thead> <tr> <th>Canopy Species</th> <th>% Cover</th> <th>Size Class</th> <th>DBH</th> <th>Age</th> </tr> </thead> <tbody> <tr> <td>Bigtooth Aspen</td> <td>10</td> <td>Sapling</td> <td>3</td> <td></td> </tr> <tr> <td>Jack Pine</td> <td>80</td> <td>Sapling</td> <td>3</td> <td>23</td> </tr> <tr> <td>Red Pine</td> <td>5</td> <td>Pole/Log</td> <td>9</td> <td></td> </tr> <tr> <td>Black Spruce</td> <td>5</td> <td>Sapling</td> <td>2</td> <td></td> </tr> </tbody> </table>   |                           |                   |            |           |          |              |   | Canopy Species | % Cover | Size Class | DBH | Age | Bigtooth Aspen | 10 | Sapling  | 3  |  | Jack Pine  | 80 | Sapling       | 3  | 23 | Red Pine     | 5  | Pole/Log     | 9 |    | Black Spruce       | 5       | Sapling     | 2    |            |              |          |         |    |    |                    |         |             |      |       |                    |             |             |      |              |     |          |         |            |     |          |         |
| Canopy Species  | % Cover                   | Size Class        | DBH        | Age       |          |              |   |                |         |            |     |     |                |    |          |    |  |            |    |               |    |    |              |    |              |   |    |                    |         |             |      |            |              |          |         |    |    |                    |         |             |      |       |                    |             |             |      |              |     |          |         |            |     |          |         |
| Bigtooth Aspen  | 10                        | Sapling           | 3          |           |          |              |   |                |         |            |     |     |                |    |          |    |  |            |    |               |    |    |              |    |              |   |    |                    |         |             |      |            |              |          |         |    |    |                    |         |             |      |       |                    |             |             |      |              |     |          |         |            |     |          |         |
| Jack Pine   | 80                        | Sapling           | 3          | 23        |          |              |   |                |         |            |     |     |                |    |          |    |  |            |    |               |    |    |              |    |              |   |    |                    |         |             |      |            |              |          |         |    |    |                    |         |             |      |       |                    |             |             |      |              |     |          |         |            |     |          |         |
| Red Pine  | 5                         | Pole/Log          | 9          |           |          |              |   |                |         |            |     |     |                |    |          |    |  |            |    |               |    |    |              |    |              |   |    |                    |         |             |      |            |              |          |         |    |    |                    |         |             |      |       |                    |             |             |      |              |     |          |         |            |     |          |         |
| Black Spruce  | 5                         | Sapling           | 2          |           |          |              |   |                |         |            |     |     |                |    |          |    |  |            |    |               |    |    |              |    |              |   |    |                    |         |             |      |            |              |          |         |    |    |                    |         |             |      |       |                    |             |             |      |              |     |          |         |            |     |          |         |
| <b>19</b>   | 6126 - Lowland Jack Pine  | Sapling Well      | 39.2       | 22        | Immature | N/A          | Stand was cut in winter 2000. Stand was never scarified. In 2006 inmates planted 8500 jack pine in the higher ground areas of low jack pine stocking under FTP 41-765.  |                |         |            |     |     |                |    |          |    |  |            |    |               |    |    |              |    |              |   |    |                    |         |             |      |            |              |          |         |    |    |                    |         |             |      |       |                    |             |             |      |              |     |          |         |            |     |          |         |
| <table border="1"> <thead> <tr> <th>Canopy Species</th> <th>% Cover</th> <th>Size Class</th> <th>DBH</th> <th>Age</th> </tr> </thead> <tbody> <tr> <td>Red Maple</td> <td>1</td> <td>Sapling</td> <td>1</td> <td></td> </tr> <tr> <td>White Pine</td> <td>8</td> <td>Sapling</td> <td>3</td> <td></td> </tr> <tr> <td>Black Spruce</td> <td>32</td> <td>Sapling</td> <td>2</td> <td></td> </tr> <tr> <td>Jack Pine</td> <td>57</td> <td>Sapling</td> <td>3</td> <td>22</td> </tr> <tr> <td>Red Pine</td> <td>2</td> <td>Log</td> <td>14</td> <td></td> </tr> </tbody> </table> <table border="1"> <thead> <tr> <th>Sub-Canopy Species</th> <th>Density</th> <th>Avg. Height</th> <th>Size</th> </tr> </thead> <tbody> <tr> <td>Alder</td> <td>Medium</td> <td>5 - 10 feet</td> <td>Tall Shrub</td> </tr> </tbody> </table>  |                           |                   |            |           |          |              |   | Canopy Species | % Cover | Size Class | DBH | Age | Red Maple      | 1  | Sapling  | 1  |  | White Pine | 8  | Sapling       | 3  |    | Black Spruce | 32 | Sapling      | 2 |    | Jack Pine          | 57      | Sapling     | 3    | 22         | Red Pine     | 2        | Log     | 14 |    | Sub-Canopy Species | Density | Avg. Height | Size | Alder | Medium             | 5 - 10 feet | Tall Shrub  |      |              |     |          |         |            |     |          |         |
| Canopy Species  | % Cover                   | Size Class        | DBH        | Age       |          |              |   |                |         |            |     |     |                |    |          |    |  |            |    |               |    |    |              |    |              |   |    |                    |         |             |      |            |              |          |         |    |    |                    |         |             |      |       |                    |             |             |      |              |     |          |         |            |     |          |         |
| Red Maple   | 1                         | Sapling           | 1          |           |          |              |   |                |         |            |     |     |                |    |          |    |  |            |    |               |    |    |              |    |              |   |    |                    |         |             |      |            |              |          |         |    |    |                    |         |             |      |       |                    |             |             |      |              |     |          |         |            |     |          |         |
| White Pine  | 8                         | Sapling           | 3          |           |          |              |   |                |         |            |     |     |                |    |          |    |  |            |    |               |    |    |              |    |              |   |    |                    |         |             |      |            |              |          |         |    |    |                    |         |             |      |       |                    |             |             |      |              |     |          |         |            |     |          |         |
| Black Spruce  | 32                        | Sapling           | 2          |           |          |              |   |                |         |            |     |     |                |    |          |    |  |            |    |               |    |    |              |    |              |   |    |                    |         |             |      |            |              |          |         |    |    |                    |         |             |      |       |                    |             |             |      |              |     |          |         |            |     |          |         |
| Jack Pine   | 57                        | Sapling           | 3          | 22        |          |              |   |                |         |            |     |     |                |    |          |    |  |            |    |               |    |    |              |    |              |   |    |                    |         |             |      |            |              |          |         |    |    |                    |         |             |      |       |                    |             |             |      |              |     |          |         |            |     |          |         |
| Red Pine  | 2                         | Log               | 14         |           |          |              |   |                |         |            |     |     |                |    |          |    |  |            |    |               |    |    |              |    |              |   |    |                    |         |             |      |            |              |          |         |    |    |                    |         |             |      |       |                    |             |             |      |              |     |          |         |            |     |          |         |
| Sub-Canopy Species  | Density                   | Avg. Height       | Size       |           |          |              |   |                |         |            |     |     |                |    |          |    |  |            |    |               |    |    |              |    |              |   |    |                    |         |             |      |            |              |          |         |    |    |                    |         |             |      |       |                    |             |             |      |              |     |          |         |            |     |          |         |
| Alder   | Medium                    | 5 - 10 feet       | Tall Shrub |           |          |              |   |                |         |            |     |     |                |    |          |    |  |            |    |               |    |    |              |    |              |   |    |                    |         |             |      |            |              |          |         |    |    |                    |         |             |      |       |                    |             |             |      |              |     |          |         |            |     |          |         |



| Stand   | Level 4 Cover Type          | Size Density    | Acres      | Stand Age  | BA Range    | Managed Site | General Comments   |              |      |              |    |            |             |               |         |   |              |            |          |              |    |   |   |                    |                    |             |   |   |                    |                    |             |              |       |          |             |             |              |     |          |         |  |  |  |
|---|-----------------------------|-----------------|------------|------------|-------------|--------------|--|--------------|------|--------------|----|------------|-------------|---------------|---------|---|--------------|------------|----------|--------------|----|---|---|--------------------|--------------------|-------------|---|---|--------------------|--------------------|-------------|--------------|-------|----------|-------------|-------------|--------------|-----|----------|---------|--|--|--|
| <b>20</b>   | 6122 - Black Spruce         | Poletimber Well | 17.7       | 92         | 51-80       | N/A          |  |              |      |              |    |            |             |               |         |   |              |            |          |              |    |   |   |                    |                    |             |   |   |                    |                    |             |              |       |          |             |             |              |     |          |         |  |  |  |
| <table border="1"> <thead> <tr> <th>Canopy Species</th> <th>% Cover</th> <th>Size Class</th> <th>DBH</th> <th>Age</th> </tr> </thead> <tbody> <tr> <td>Black Spruce</td> <td>89</td> <td>Pole</td> <td>7</td> <td>92</td> </tr> <tr> <td>White Pine</td> <td>5</td> <td>Log/XLog/Pole</td> <td>16</td> <td></td> </tr> <tr> <td>Red Pine</td> <td>1</td> <td>Log/Pole</td> <td>16</td> <td></td> </tr> <tr> <td>Tamarack</td> <td>5</td> <td>Pole</td> <td>5</td> <td></td> </tr> </tbody> </table> |                             | Canopy Species  | % Cover    | Size Class | DBH         | Age          | Black Spruce   | 89           | Pole | 7            | 92 | White Pine | 5           | Log/XLog/Pole | 16      |   | Red Pine     | 1          | Log/Pole | 16           |    | Tamarack  | 5   | Pole               | 5                  |             | <table border="1"> <thead> <tr> <th>Sub-Canopy Species</th> <th>Density</th> <th>Avg. Height</th> <th>Size</th> </tr> </thead> <tbody> <tr> <td>Alder</td> <td>Low</td> <td>5 - 10 feet</td> <td>Tall Shrub</td> </tr> <tr> <td>Black Spruce</td> <td>Low</td> <td>Variable</td> <td>Sapling</td> </tr> </tbody> </table> |   | Sub-Canopy Species | Density            | Avg. Height | Size         | Alder | Low      | 5 - 10 feet | Tall Shrub  | Black Spruce | Low | Variable | Sapling |  |  |  |
| Canopy Species  | % Cover                     | Size Class      | DBH        | Age        |             |              |  |              |      |              |    |            |             |               |         |   |              |            |          |              |    |   |   |                    |                    |             |   |   |                    |                    |             |              |       |          |             |             |              |     |          |         |  |  |  |
| Black Spruce  | 89                          | Pole            | 7          | 92         |             |              |  |              |      |              |    |            |             |               |         |   |              |            |          |              |    |   |   |                    |                    |             |   |   |                    |                    |             |              |       |          |             |             |              |     |          |         |  |  |  |
| White Pine  | 5                           | Log/XLog/Pole   | 16         |            |             |              |  |              |      |              |    |            |             |               |         |   |              |            |          |              |    |   |   |                    |                    |             |   |   |                    |                    |             |              |       |          |             |             |              |     |          |         |  |  |  |
| Red Pine  | 1                           | Log/Pole        | 16         |            |             |              |  |              |      |              |    |            |             |               |         |   |              |            |          |              |    |   |   |                    |                    |             |   |   |                    |                    |             |              |       |          |             |             |              |     |          |         |  |  |  |
| Tamarack  | 5                           | Pole            | 5          |            |             |              |  |              |      |              |    |            |             |               |         |   |              |            |          |              |    |   |   |                    |                    |             |   |   |                    |                    |             |              |       |          |             |             |              |     |          |         |  |  |  |
| Sub-Canopy Species  | Density                     | Avg. Height     | Size       |            |             |              |  |              |      |              |    |            |             |               |         |   |              |            |          |              |    |   |   |                    |                    |             |   |   |                    |                    |             |              |       |          |             |             |              |     |          |         |  |  |  |
| Alder   | Low                         | 5 - 10 feet     | Tall Shrub |            |             |              |  |              |      |              |    |            |             |               |         |   |              |            |          |              |    |   |   |                    |                    |             |   |   |                    |                    |             |              |       |          |             |             |              |     |          |         |  |  |  |
| Black Spruce  | Low                         | Variable        | Sapling    |            |             |              |  |              |      |              |    |            |             |               |         |   |              |            |          |              |    |   |   |                    |                    |             |   |   |                    |                    |             |              |       |          |             |             |              |     |          |         |  |  |  |
| <b>21</b>   | 6122 - Black Spruce         | Poletimber Well | 5.0        | 92         | 51-80       | N/A          |  |              |      |              |    |            |             |               |         |   |              |            |          |              |    |   |   |                    |                    |             |   |   |                    |                    |             |              |       |          |             |             |              |     |          |         |  |  |  |
| <table border="1"> <thead> <tr> <th>Canopy Species</th> <th>% Cover</th> <th>Size Class</th> <th>DBH</th> <th>Age</th> </tr> </thead> <tbody> <tr> <td>White Pine</td> <td>5</td> <td>XLog</td> <td>20</td> <td></td> </tr> <tr> <td>Tamarack</td> <td>5</td> <td>Pole</td> <td>5</td> <td></td> </tr> <tr> <td>Black Spruce</td> <td>90</td> <td>Pole</td> <td>5</td> <td>92</td> </tr> </tbody> </table>  |                             | Canopy Species  | % Cover    | Size Class | DBH         | Age          | White Pine   | 5            | XLog | 20           |    | Tamarack   | 5           | Pole          | 5       |   | Black Spruce | 90         | Pole     | 5            | 92 | <table border="1"> <thead> <tr> <th>Sub-Canopy Species</th> <th>Density</th> <th>Avg. Height</th> <th>Size</th> </tr> </thead> <tbody> <tr> <td>Alder</td> <td>Low</td> <td>5 - 10 feet</td> <td>Tall Shrub</td> </tr> <tr> <td>Black Spruce</td> <td>Low</td> <td>Variable</td> <td>Sapling</td> </tr> </tbody> </table> |   | Sub-Canopy Species | Density            | Avg. Height | Size  | Alder   | Low                | 5 - 10 feet        | Tall Shrub  | Black Spruce | Low   | Variable | Sapling     |             |              |     |          |         |  |  |  |
| Canopy Species  | % Cover                     | Size Class      | DBH        | Age        |             |              |  |              |      |              |    |            |             |               |         |   |              |            |          |              |    |   |   |                    |                    |             |   |   |                    |                    |             |              |       |          |             |             |              |     |          |         |  |  |  |
| White Pine  | 5                           | XLog            | 20         |            |             |              |  |              |      |              |    |            |             |               |         |   |              |            |          |              |    |   |   |                    |                    |             |   |   |                    |                    |             |              |       |          |             |             |              |     |          |         |  |  |  |
| Tamarack  | 5                           | Pole            | 5          |            |             |              |  |              |      |              |    |            |             |               |         |   |              |            |          |              |    |   |   |                    |                    |             |   |   |                    |                    |             |              |       |          |             |             |              |     |          |         |  |  |  |
| Black Spruce  | 90                          | Pole            | 5          | 92         |             |              |  |              |      |              |    |            |             |               |         |   |              |            |          |              |    |   |   |                    |                    |             |   |   |                    |                    |             |              |       |          |             |             |              |     |          |         |  |  |  |
| Sub-Canopy Species  | Density                     | Avg. Height     | Size       |            |             |              |  |              |      |              |    |            |             |               |         |   |              |            |          |              |    |   |   |                    |                    |             |   |   |                    |                    |             |              |       |          |             |             |              |     |          |         |  |  |  |
| Alder   | Low                         | 5 - 10 feet     | Tall Shrub |            |             |              |  |              |      |              |    |            |             |               |         |   |              |            |          |              |    |   |   |                    |                    |             |   |   |                    |                    |             |              |       |          |             |             |              |     |          |         |  |  |  |
| Black Spruce  | Low                         | Variable        | Sapling    |            |             |              |  |              |      |              |    |            |             |               |         |   |              |            |          |              |    |   |   |                    |                    |             |   |   |                    |                    |             |              |       |          |             |             |              |     |          |         |  |  |  |
| <b>22</b>   | 6126 - Lowland Jack Pine    | Sapling Well    | 2.9        | 22         | Immature    | N/A          | Stand was cut from winters 1998-2001, never scarified. Stand was counted in summer of 2003 revealing 666 tpa (168 Jp, 175 Rp, 297 Bsp, & 26 Rmaple) Stand was previously Jack Pine with a J objective, the stand may continue to seed in and eventually convert back to a J type. The original Jack Pine component constituted 70% of volume when cut with only 16% bieng spruce, counts revealed 25% jack pine and 45% spruce. Since the stand previously had a jack pine MO, stand should be treated. The stand could be scheduled for inmate planting to fill in any low stocked areas or totally planted. Cancel FTP C41-765 and write new one. There is also some residual small diameter spruce that was left uncut on the fringes of the L types. These were left uncut due to diameter. Cultural work was dopped at the review by the TMS's request. |              |      |              |    |            |             |               |         |   |              |            |          |              |    |   |   |                    |                    |             |   |   |                    |                    |             |              |       |          |             |             |              |     |          |         |  |  |  |
| <table border="1"> <thead> <tr> <th>Canopy Species</th> <th>% Cover</th> <th>Size Class</th> <th>DBH</th> <th>Age</th> </tr> </thead> <tbody> <tr> <td>Black Spruce</td> <td>35</td> <td>Sapling</td> <td>3</td> <td></td> </tr> <tr> <td>White Pine</td> <td>3</td> <td>Sapling</td> <td>3</td> <td></td> </tr> <tr> <td>Jack Pine</td> <td>60</td> <td>Sapling</td> <td>3</td> <td>22</td> </tr> <tr> <td>Red Pine</td> <td>2</td> <td>Sapling</td> <td>3</td> <td></td> </tr> </tbody> </table>  |                             | Canopy Species  | % Cover    | Size Class | DBH         | Age          |  | Black Spruce | 35   | Sapling      | 3  |            | White Pine  | 3             | Sapling | 3 |              | Jack Pine  | 60       | Sapling      | 3  | 22  | Red Pine  | 2                  | Sapling            | 3           |   | <table border="1"> <thead> <tr> <th>Sub-Canopy Species</th> <th>Density</th> <th>Avg. Height</th> <th>Size</th> </tr> </thead> <tbody> <tr> <td>Alder</td> <td>Medium</td> <td>5 - 10 feet</td> <td>Tall Shrub</td> </tr> </tbody> </table> |                    | Sub-Canopy Species | Density     | Avg. Height  | Size  | Alder    | Medium      | 5 - 10 feet | Tall Shrub   |     |          |         |  |  |  |
| Canopy Species  | % Cover                     | Size Class      | DBH        | Age        |             |              |  |              |      |              |    |            |             |               |         |   |              |            |          |              |    |   |   |                    |                    |             |   |   |                    |                    |             |              |       |          |             |             |              |     |          |         |  |  |  |
| Black Spruce  | 35                          | Sapling         | 3          |            |             |              |  |              |      |              |    |            |             |               |         |   |              |            |          |              |    |   |   |                    |                    |             |   |   |                    |                    |             |              |       |          |             |             |              |     |          |         |  |  |  |
| White Pine  | 3                           | Sapling         | 3          |            |             |              |  |              |      |              |    |            |             |               |         |   |              |            |          |              |    |   |   |                    |                    |             |   |   |                    |                    |             |              |       |          |             |             |              |     |          |         |  |  |  |
| Jack Pine   | 60                          | Sapling         | 3          | 22         |             |              |  |              |      |              |    |            |             |               |         |   |              |            |          |              |    |   |   |                    |                    |             |   |   |                    |                    |             |              |       |          |             |             |              |     |          |         |  |  |  |
| Red Pine  | 2                           | Sapling         | 3          |            |             |              |  |              |      |              |    |            |             |               |         |   |              |            |          |              |    |   |   |                    |                    |             |   |   |                    |                    |             |              |       |          |             |             |              |     |          |         |  |  |  |
| Sub-Canopy Species  | Density                     | Avg. Height     | Size       |            |             |              |  |              |      |              |    |            |             |               |         |   |              |            |          |              |    |   |   |                    |                    |             |   |   |                    |                    |             |              |       |          |             |             |              |     |          |         |  |  |  |
| Alder   | Medium                      | 5 - 10 feet     | Tall Shrub |            |             |              |  |              |      |              |    |            |             |               |         |   |              |            |          |              |    |   |   |                    |                    |             |   |   |                    |                    |             |              |       |          |             |             |              |     |          |         |  |  |  |
| <b>23</b>   | 6122 - Black Spruce         | Poletimber Well | 7.4        | 60         | 81-110      | N/A          |  |              |      |              |    |            |             |               |         |   |              |            |          |              |    |   |   |                    |                    |             |   |   |                    |                    |             |              |       |          |             |             |              |     |          |         |  |  |  |
| <table border="1"> <thead> <tr> <th>Canopy Species</th> <th>% Cover</th> <th>Size Class</th> <th>DBH</th> <th>Age</th> </tr> </thead> <tbody> <tr> <td>Black Spruce</td> <td>60</td> <td>Pole</td> <td>5</td> <td>60</td> </tr> <tr> <td>Red Pine</td> <td>10</td> <td>Log</td> <td>14</td> <td></td> </tr> <tr> <td>Jack Pine</td> <td>30</td> <td>Pole</td> <td>6</td> <td></td> </tr> </tbody> </table>  |                             | Canopy Species  | % Cover    | Size Class | DBH         | Age          | Black Spruce   | 60           | Pole | 5            | 60 | Red Pine   | 10          | Log           | 14      |   | Jack Pine    | 30         | Pole     | 6            |    | <table border="1"> <thead> <tr> <th>Sub-Canopy Species</th> <th>Density</th> <th>Avg. Height</th> <th>Size</th> </tr> </thead> <tbody> <tr> <td>Black Spruce</td> <td>Low</td> <td>&lt; 5 feet</td> <td>Sapling</td> </tr> </tbody> </table>  |   | Sub-Canopy Species | Density            | Avg. Height | Size  | Black Spruce  | Low                | < 5 feet           | Sapling     |              |       |          |             |             |              |     |          |         |  |  |  |
| Canopy Species  | % Cover                     | Size Class      | DBH        | Age        |             |              |  |              |      |              |    |            |             |               |         |   |              |            |          |              |    |   |   |                    |                    |             |   |   |                    |                    |             |              |       |          |             |             |              |     |          |         |  |  |  |
| Black Spruce  | 60                          | Pole            | 5          | 60         |             |              |  |              |      |              |    |            |             |               |         |   |              |            |          |              |    |   |   |                    |                    |             |   |   |                    |                    |             |              |       |          |             |             |              |     |          |         |  |  |  |
| Red Pine  | 10                          | Log             | 14         |            |             |              |  |              |      |              |    |            |             |               |         |   |              |            |          |              |    |   |   |                    |                    |             |   |   |                    |                    |             |              |       |          |             |             |              |     |          |         |  |  |  |
| Jack Pine   | 30                          | Pole            | 6          |            |             |              |  |              |      |              |    |            |             |               |         |   |              |            |          |              |    |   |   |                    |                    |             |   |   |                    |                    |             |              |       |          |             |             |              |     |          |         |  |  |  |
| Sub-Canopy Species  | Density                     | Avg. Height     | Size       |            |             |              |  |              |      |              |    |            |             |               |         |   |              |            |          |              |    |   |   |                    |                    |             |   |   |                    |                    |             |              |       |          |             |             |              |     |          |         |  |  |  |
| Black Spruce  | Low                         | < 5 feet        | Sapling    |            |             |              |  |              |      |              |    |            |             |               |         |   |              |            |          |              |    |   |   |                    |                    |             |   |   |                    |                    |             |              |       |          |             |             |              |     |          |         |  |  |  |
| <b>24</b>   | 429 - Mixed Upland Conifers | Poletimber Well | 15.4       | 51         | 51-80       | N/A          | Stand was once a white birch stand, but birch is dying and falling out. Converting to fir.   |              |      |              |    |            |             |               |         |   |              |            |          |              |    |   |   |                    |                    |             |   |   |                    |                    |             |              |       |          |             |             |              |     |          |         |  |  |  |
| <table border="1"> <thead> <tr> <th>Canopy Species</th> <th>% Cover</th> <th>Size Class</th> <th>DBH</th> <th>Age</th> </tr> </thead> <tbody> <tr> <td>Balsam Fir</td> <td>50</td> <td>Pole/Sapling</td> <td>5</td> <td>51</td> </tr> <tr> <td>Paper Birch</td> <td>30</td> <td>Pole</td> <td>8</td> <td></td> </tr> <tr> <td>White Pine</td> <td>20</td> <td>Pole/Sap/Log</td> <td>6</td> <td></td> </tr> </tbody> </table>  |                             | Canopy Species  | % Cover    | Size Class | DBH         | Age          |  | Balsam Fir   | 50   | Pole/Sapling | 5  | 51         | Paper Birch | 30            | Pole    | 8 |              | White Pine | 20       | Pole/Sap/Log | 6  |   | <table border="1"> <thead> <tr> <th>Sub-Canopy Species</th> <th>Density</th> <th>Avg. Height</th> <th>Size</th> </tr> </thead> <tbody> <tr> <td>Balsam Fir</td> <td>High</td> <td>5 - 10 feet</td> <td>Sapling</td> </tr> </tbody> </table> |                    | Sub-Canopy Species | Density     | Avg. Height   | Size  | Balsam Fir         | High               | 5 - 10 feet | Sapling      |       |          |             |             |              |     |          |         |  |  |  |
| Canopy Species  | % Cover                     | Size Class      | DBH        | Age        |             |              |  |              |      |              |    |            |             |               |         |   |              |            |          |              |    |   |   |                    |                    |             |   |   |                    |                    |             |              |       |          |             |             |              |     |          |         |  |  |  |
| Balsam Fir  | 50                          | Pole/Sapling    | 5          | 51         |             |              |  |              |      |              |    |            |             |               |         |   |              |            |          |              |    |   |   |                    |                    |             |   |   |                    |                    |             |              |       |          |             |             |              |     |          |         |  |  |  |
| Paper Birch   | 30                          | Pole            | 8          |            |             |              |  |              |      |              |    |            |             |               |         |   |              |            |          |              |    |   |   |                    |                    |             |   |   |                    |                    |             |              |       |          |             |             |              |     |          |         |  |  |  |
| White Pine  | 20                          | Pole/Sap/Log    | 6          |            |             |              |  |              |      |              |    |            |             |               |         |   |              |            |          |              |    |   |   |                    |                    |             |   |   |                    |                    |             |              |       |          |             |             |              |     |          |         |  |  |  |
| Sub-Canopy Species  | Density                     | Avg. Height     | Size       |            |             |              |  |              |      |              |    |            |             |               |         |   |              |            |          |              |    |   |   |                    |                    |             |   |   |                    |                    |             |              |       |          |             |             |              |     |          |         |  |  |  |
| Balsam Fir  | High                        | 5 - 10 feet     | Sapling    |            |             |              |  |              |      |              |    |            |             |               |         |   |              |            |          |              |    |   |   |                    |                    |             |   |   |                    |                    |             |              |       |          |             |             |              |     |          |         |  |  |  |
| <b>25</b>   | 500 - Water                 | Nonstocked      | 3.7        |            | Unspecified | No           |  |              |      |              |    |            |             |               |         |   |              |            |          |              |    |   |   |                    |                    |             |   |   |                    |                    |             |              |       |          |             |             |              |     |          |         |  |  |  |



| Stand  | Level 4 Cover Type                         | Size Density    | Acres      | Stand Age  | BA Range    | Managed Site | General Comments  |              |               |         |    |          |           |     |         |    |                |              |     |          |    |              |   |      |                    |         |             |   |       |                    |             |  |      |                    |         |             |            |              |       |          |         |            |     |          |         |
|--|--|-----------------|------------|------------|-------------|--------------|---|--------------|---------------|---------|----|----------|-----------|-----|---------|----|----------------|--------------|-----|----------|----|--------------|---|------|--------------------|---------|-------------|---|-------|--------------------|-------------|--|------|--------------------|---------|-------------|------------|--------------|-------|----------|---------|------------|-----|----------|---------|
| 26   | 6128 - Lowland Coniferous, Mixed Deciduous | Sapling Well    | 7.8        | 22         | 1-50        | N/A          | PART OF COOKSON BRIDGE SALE, SELECTIVELY MARKED (West Branch Reserves Sale) Stand was cut in multiple winters between 1997-2001. Lots of red maple sprouts (not browsed). Regen all over the board but lots coming back none the less. Residual Pine still seeding in, the stand also has a lot of water drainages to creek.[2/25/14] Stand converting to lowland hardwood and spruce. Residual red pine dead or dying due to high water table.[1/3/24] White pine saplings are now represented in the regeneration.  |              |               |         |    |          |           |     |         |    |                |              |     |          |    |              |   |      |                    |         |             |   |       |                    |             |  |      |                    |         |             |            |              |       |          |         |            |     |          |         |
| <table border="1"> <thead> <tr> <th>Canopy Species</th> <th>% Cover</th> <th>Size Class</th> <th>DBH</th> <th>Age</th> </tr> </thead> <tbody> <tr> <td>Balsam Fir</td> <td>5</td> <td>Sapling</td> <td>2</td> <td></td> </tr> <tr> <td>Red Pine</td> <td>5</td> <td>Log</td> <td>16</td> <td></td> </tr> <tr> <td>Black Spruce</td> <td>25</td> <td>Sapling</td> <td>2</td> <td></td> </tr> <tr> <td>Red Maple</td> <td>40</td> <td>Sapling</td> <td>2</td> <td>22</td> </tr> </tbody> </table>  |  | Canopy Species  | % Cover    | Size Class | DBH         | Age          |   | Balsam Fir   | 5             | Sapling | 2  |          | Red Pine  | 5   | Log     | 16 |                | Black Spruce | 25  | Sapling  | 2  |              | Red Maple   | 40   | Sapling            | 2       | 22          | <table border="1"> <thead> <tr> <th>Sub-Canopy Species</th> <th>Density</th> <th>Avg. Height</th> <th>Size</th> </tr> </thead> <tbody> <tr> <td>Alder</td> <td>Medium</td> <td>5 - 10 feet</td> <td>Tall Shrub</td> </tr> </tbody> </table>   |       | Sub-Canopy Species | Density     | Avg. Height  | Size | Alder              | Medium  | 5 - 10 feet | Tall Shrub |              |       |          |         |            |     |          |         |
| Canopy Species   | % Cover                                    | Size Class      | DBH        | Age        |             |              |   |              |               |         |    |          |           |     |         |    |                |              |     |          |    |              |   |      |                    |         |             |   |       |                    |             |  |      |                    |         |             |            |              |       |          |         |            |     |          |         |
| Balsam Fir   | 5  | Sapling         | 2          |            |             |              |   |              |               |         |    |          |           |     |         |    |                |              |     |          |    |              |   |      |                    |         |             |   |       |                    |             |  |      |                    |         |             |            |              |       |          |         |            |     |          |         |
| Red Pine   | 5  | Log             | 16         |            |             |              |   |              |               |         |    |          |           |     |         |    |                |              |     |          |    |              |   |      |                    |         |             |   |       |                    |             |  |      |                    |         |             |            |              |       |          |         |            |     |          |         |
| Black Spruce   | 25   | Sapling         | 2          |            |             |              |   |              |               |         |    |          |           |     |         |    |                |              |     |          |    |              |   |      |                    |         |             |   |       |                    |             |  |      |                    |         |             |            |              |       |          |         |            |     |          |         |
| Red Maple  | 40   | Sapling         | 2          | 22         |             |              |   |              |               |         |    |          |           |     |         |    |                |              |     |          |    |              |   |      |                    |         |             |   |       |                    |             |  |      |                    |         |             |            |              |       |          |         |            |     |          |         |
| Sub-Canopy Species   | Density                                    | Avg. Height     | Size       |            |             |              |   |              |               |         |    |          |           |     |         |    |                |              |     |          |    |              |   |      |                    |         |             |   |       |                    |             |  |      |                    |         |             |            |              |       |          |         |            |     |          |         |
| Alder  | Medium                                     | 5 - 10 feet     | Tall Shrub |            |             |              |   |              |               |         |    |          |           |     |         |    |                |              |     |          |    |              |   |      |                    |         |             |   |       |                    |             |  |      |                    |         |             |            |              |       |          |         |            |     |          |         |
| 27   | 42200 - Natural White Pine                 | Sawtimber Well  | 30.3       | 63         | 81-110      | N/A          |   |              |               |         |    |          |           |     |         |    |                |              |     |          |    |              |   |      |                    |         |             |   |       |                    |             |  |      |                    |         |             |            |              |       |          |         |            |     |          |         |
| <table border="1"> <thead> <tr> <th>Canopy Species</th> <th>% Cover</th> <th>Size Class</th> <th>DBH</th> <th>Age</th> </tr> </thead> <tbody> <tr> <td>White Pine</td> <td>70</td> <td>Log/Pole/XLog</td> <td>12</td> <td>63</td> </tr> <tr> <td>Red Pine</td> <td>5</td> <td>Log</td> <td>14</td> <td></td> </tr> <tr> <td>Bigtooth Aspen</td> <td>3</td> <td>Log</td> <td>12</td> <td></td> </tr> <tr> <td>Black Spruce</td> <td>12</td> <td>Pole</td> <td>6</td> <td></td> </tr> <tr> <td>Jack Pine</td> <td>10</td> <td>Pole</td> <td>8</td> <td></td> </tr> </tbody> </table> |  | Canopy Species  | % Cover    | Size Class | DBH         | Age          | White Pine  | 70           | Log/Pole/XLog | 12      | 63 | Red Pine | 5         | Log | 14      |    | Bigtooth Aspen | 3            | Log | 12       |    | Black Spruce | 12  | Pole | 6                  |         | Jack Pine   | 10  | Pole  | 8                  |             | <table border="1"> <thead> <tr> <th>Sub-Canopy Species</th> <th>Density</th> <th>Avg. Height</th> <th>Size</th> </tr> </thead> <tbody> <tr> <td>Black Spruce</td> <td>Low</td> <td>&lt; 5 feet</td> <td>Sapling</td> </tr> <tr> <td>Balsam Fir</td> <td>Low</td> <td>&lt; 5 feet</td> <td>Sapling</td> </tr> </tbody> </table> |      | Sub-Canopy Species | Density | Avg. Height | Size       | Black Spruce | Low   | < 5 feet | Sapling | Balsam Fir | Low | < 5 feet | Sapling |
| Canopy Species   | % Cover                                    | Size Class      | DBH        | Age        |             |              |   |              |               |         |    |          |           |     |         |    |                |              |     |          |    |              |   |      |                    |         |             |   |       |                    |             |  |      |                    |         |             |            |              |       |          |         |            |     |          |         |
| White Pine   | 70   | Log/Pole/XLog   | 12         | 63         |             |              |   |              |               |         |    |          |           |     |         |    |                |              |     |          |    |              |   |      |                    |         |             |   |       |                    |             |  |      |                    |         |             |            |              |       |          |         |            |     |          |         |
| Red Pine   | 5  | Log             | 14         |            |             |              |   |              |               |         |    |          |           |     |         |    |                |              |     |          |    |              |   |      |                    |         |             |   |       |                    |             |  |      |                    |         |             |            |              |       |          |         |            |     |          |         |
| Bigtooth Aspen   | 3  | Log             | 12         |            |             |              |   |              |               |         |    |          |           |     |         |    |                |              |     |          |    |              |   |      |                    |         |             |   |       |                    |             |  |      |                    |         |             |            |              |       |          |         |            |     |          |         |
| Black Spruce   | 12   | Pole            | 6          |            |             |              |   |              |               |         |    |          |           |     |         |    |                |              |     |          |    |              |   |      |                    |         |             |   |       |                    |             |  |      |                    |         |             |            |              |       |          |         |            |     |          |         |
| Jack Pine  | 10   | Pole            | 8          |            |             |              |   |              |               |         |    |          |           |     |         |    |                |              |     |          |    |              |   |      |                    |         |             |   |       |                    |             |  |      |                    |         |             |            |              |       |          |         |            |     |          |         |
| Sub-Canopy Species   | Density                                    | Avg. Height     | Size       |            |             |              |   |              |               |         |    |          |           |     |         |    |                |              |     |          |    |              |   |      |                    |         |             |   |       |                    |             |  |      |                    |         |             |            |              |       |          |         |            |     |          |         |
| Black Spruce   | Low  | < 5 feet        | Sapling    |            |             |              |   |              |               |         |    |          |           |     |         |    |                |              |     |          |    |              |   |      |                    |         |             |   |       |                    |             |  |      |                    |         |             |            |              |       |          |         |            |     |          |         |
| Balsam Fir   | Low  | < 5 feet        | Sapling    |            |             |              |   |              |               |         |    |          |           |     |         |    |                |              |     |          |    |              |   |      |                    |         |             |   |       |                    |             |  |      |                    |         |             |            |              |       |          |         |            |     |          |         |
| 28   | 6122 - Black Spruce                        | Poletimber Well | 21.2       | 92         | 51-80       | N/A          | The northern tip of the stand contains red pine mixed in the with the black spruce. The central portion of the stand has white pine and some red pine mixed in. Overall 51-80 BA with some higher areas.  |              |               |         |    |          |           |     |         |    |                |              |     |          |    |              |   |      |                    |         |             |   |       |                    |             |  |      |                    |         |             |            |              |       |          |         |            |     |          |         |
| <table border="1"> <thead> <tr> <th>Canopy Species</th> <th>% Cover</th> <th>Size Class</th> <th>DBH</th> <th>Age</th> </tr> </thead> <tbody> <tr> <td>Black Spruce</td> <td>75</td> <td>Pole</td> <td>7</td> <td>92</td> </tr> <tr> <td>Jack Pine</td> <td>15</td> <td>Pole</td> <td>9</td> <td></td> </tr> <tr> <td>White Pine</td> <td>5</td> <td>Log/XLog</td> <td>16</td> <td></td> </tr> <tr> <td>Red Pine</td> <td>5</td> <td>Log/XLog</td> <td>16</td> <td></td> </tr> </tbody> </table>   |  | Canopy Species  | % Cover    | Size Class | DBH         | Age          |   | Black Spruce | 75            | Pole    | 7  | 92       | Jack Pine | 15  | Pole    | 9  |                | White Pine   | 5   | Log/XLog | 16 |              | Red Pine  | 5    | Log/XLog           | 16      |             | <table border="1"> <thead> <tr> <th>Sub-Canopy Species</th> <th>Density</th> <th>Avg. Height</th> <th>Size</th> </tr> </thead> <tbody> <tr> <td>Black Spruce</td> <td>Low</td> <td>&lt; 5 feet</td> <td>Sapling</td> </tr> <tr> <td>Red Maple</td> <td>Trace</td> <td>&lt; 5 feet</td> <td>Sapling</td> </tr> </tbody> </table> |       | Sub-Canopy Species | Density     | Avg. Height  | Size | Black Spruce       | Low     | < 5 feet    | Sapling    | Red Maple    | Trace | < 5 feet | Sapling |            |     |          |         |
| Canopy Species   | % Cover                                    | Size Class      | DBH        | Age        |             |              |   |              |               |         |    |          |           |     |         |    |                |              |     |          |    |              |   |      |                    |         |             |   |       |                    |             |  |      |                    |         |             |            |              |       |          |         |            |     |          |         |
| Black Spruce   | 75   | Pole            | 7          | 92         |             |              |   |              |               |         |    |          |           |     |         |    |                |              |     |          |    |              |   |      |                    |         |             |   |       |                    |             |  |      |                    |         |             |            |              |       |          |         |            |     |          |         |
| Jack Pine  | 15   | Pole            | 9          |            |             |              |   |              |               |         |    |          |           |     |         |    |                |              |     |          |    |              |   |      |                    |         |             |   |       |                    |             |  |      |                    |         |             |            |              |       |          |         |            |     |          |         |
| White Pine   | 5  | Log/XLog        | 16         |            |             |              |   |              |               |         |    |          |           |     |         |    |                |              |     |          |    |              |   |      |                    |         |             |   |       |                    |             |  |      |                    |         |             |            |              |       |          |         |            |     |          |         |
| Red Pine   | 5  | Log/XLog        | 16         |            |             |              |   |              |               |         |    |          |           |     |         |    |                |              |     |          |    |              |   |      |                    |         |             |   |       |                    |             |  |      |                    |         |             |            |              |       |          |         |            |     |          |         |
| Sub-Canopy Species   | Density                                    | Avg. Height     | Size       |            |             |              |   |              |               |         |    |          |           |     |         |    |                |              |     |          |    |              |   |      |                    |         |             |   |       |                    |             |  |      |                    |         |             |            |              |       |          |         |            |     |          |         |
| Black Spruce   | Low  | < 5 feet        | Sapling    |            |             |              |   |              |               |         |    |          |           |     |         |    |                |              |     |          |    |              |   |      |                    |         |             |   |       |                    |             |  |      |                    |         |             |            |              |       |          |         |            |     |          |         |
| Red Maple  | Trace                                      | < 5 feet        | Sapling    |            |             |              |   |              |               |         |    |          |           |     |         |    |                |              |     |          |    |              |   |      |                    |         |             |   |       |                    |             |  |      |                    |         |             |            |              |       |          |         |            |     |          |         |
| 29   | 623 - Emergent Wetland                     | Nonstocked      | 116.7      |            | Unspecified | No           |   |              |               |         |    |          |           |     |         |    |                |              |     |          |    |              |   |      |                    |         |             |   |       |                    |             |  |      |                    |         |             |            |              |       |          |         |            |     |          |         |
| 30   | 6122 - Black Spruce                        | Sapling Well    | 14.8       | 22         | Immature    | N/A          | Stand was cut in winter 2000. Stand was never scarified. There is some sub-merchantable spruce on the fringes of the L types that were not cut with the sale. Stand was counted in summer 2003, revealing 440 tpa. Jack Pine component constituted 66% of volume when cut with only 16% bieng spruce, counts revealed no jack pine and 67% spruce. There is quite a bit of browse damage to the Jack Pine during field exam, the previous MO was jack pine. Close the current FTP, C41-765 and write a new one for planting due to changes in stand numbers. Cultural work was dopped at the review by the TMS's request. |              |               |         |    |          |           |     |         |    |                |              |     |          |    |              |   |      |                    |         |             |   |       |                    |             |  |      |                    |         |             |            |              |       |          |         |            |     |          |         |
| <table border="1"> <thead> <tr> <th>Canopy Species</th> <th>% Cover</th> <th>Size Class</th> <th>DBH</th> <th>Age</th> </tr> </thead> <tbody> <tr> <td>Tamarack</td> <td>10</td> <td>Sapling</td> <td>3</td> <td></td> </tr> <tr> <td>Jack Pine</td> <td>30</td> <td>Sapling</td> <td>3</td> <td></td> </tr> <tr> <td>Black Spruce</td> <td>60</td> <td>Sapling</td> <td>3</td> <td>22</td> </tr> </tbody> </table>  |  | Canopy Species  | % Cover    | Size Class | DBH         | Age          |   | Tamarack     | 10            | Sapling | 3  |          | Jack Pine | 30  | Sapling | 3  |                | Black Spruce | 60  | Sapling  | 3  | 22           | <table border="1"> <thead> <tr> <th>Sub-Canopy Species</th> <th>Density</th> <th>Avg. Height</th> <th>Size</th> </tr> </thead> <tbody> <tr> <td>Alder</td> <td>Medium</td> <td>5 - 10 feet</td> <td>Tall Shrub</td> </tr> </tbody> </table> |      | Sub-Canopy Species | Density | Avg. Height | Size  | Alder | Medium             | 5 - 10 feet | Tall Shrub   |      |                    |         |             |            |              |       |          |         |            |     |          |         |
| Canopy Species   | % Cover                                    | Size Class      | DBH        | Age        |             |              |   |              |               |         |    |          |           |     |         |    |                |              |     |          |    |              |   |      |                    |         |             |   |       |                    |             |  |      |                    |         |             |            |              |       |          |         |            |     |          |         |
| Tamarack   | 10   | Sapling         | 3          |            |             |              |   |              |               |         |    |          |           |     |         |    |                |              |     |          |    |              |   |      |                    |         |             |   |       |                    |             |  |      |                    |         |             |            |              |       |          |         |            |     |          |         |
| Jack Pine  | 30   | Sapling         | 3          |            |             |              |   |              |               |         |    |          |           |     |         |    |                |              |     |          |    |              |   |      |                    |         |             |   |       |                    |             |  |      |                    |         |             |            |              |       |          |         |            |     |          |         |
| Black Spruce   | 60   | Sapling         | 3          | 22         |             |              |   |              |               |         |    |          |           |     |         |    |                |              |     |          |    |              |   |      |                    |         |             |   |       |                    |             |  |      |                    |         |             |            |              |       |          |         |            |     |          |         |
| Sub-Canopy Species   | Density                                    | Avg. Height     | Size       |            |             |              |   |              |               |         |    |          |           |     |         |    |                |              |     |          |    |              |   |      |                    |         |             |   |       |                    |             |  |      |                    |         |             |            |              |       |          |         |            |     |          |         |
| Alder  | Medium                                     | 5 - 10 feet     | Tall Shrub |            |             |              |   |              |               |         |    |          |           |     |         |    |                |              |     |          |    |              |   |      |                    |         |             |   |       |                    |             |  |      |                    |         |             |            |              |       |          |         |            |     |          |         |
| 31   | 500 - Water                                | Nonstocked      | 2.1        |            | Unspecified | No           |   |              |               |         |    |          |           |     |         |    |                |              |     |          |    |              |   |      |                    |         |             |   |       |                    |             |  |      |                    |         |             |            |              |       |          |         |            |     |          |         |
| 32   | 500 - Water                                | Nonstocked      | 54.6       |            | Unspecified | No           |   |              |               |         |    |          |           |     |         |    |                |              |     |          |    |              |   |      |                    |         |             |   |       |                    |             |  |      |                    |         |             |            |              |       |          |         |            |     |          |         |
| 33   | 500 - Water                                | Nonstocked      | 3.1        |            | Unspecified | No           |   |              |               |         |    |          |           |     |         |    |                |              |     |          |    |              |   |      |                    |         |             |   |       |                    |             |  |      |                    |         |             |            |              |       |          |         |            |     |          |         |



| Stand | Level 4 Cover Type | Size Density | Acres | Stand Age | BA Range | Managed Site | General Comments |
|-------|--------------------|--------------|-------|-----------|----------|--------------|------------------|
|-------|--------------------|--------------|-------|-----------|----------|--------------|------------------|

| <b>34</b>      | 6127 - Lowland Pine | Sawtimber Poor | 11.8         | 82  | 1-50 | N/A                | PART OF COOKSON BRIDGE SALE, SELECTIVELY MARKED (West Branch Reserves Sale) Stand was cut in multiple winters between 1997-2001. |         |             |            |  |
|----------------|---------------------|----------------|--------------|-----|------|--------------------|--|---------|-------------|------------|--|
| Canopy Species |                     | % Cover        | Size Class   | DBH | Age  | Sub-Canopy Species |  | Density | Avg. Height | Size       |  |
| Paper Birch    |                     | 2              | Pole         | 7   |      | Red Pine           |  | Trace   | Variable    | Sapling    |  |
| Black Spruce   |                     | 10             | Pole/Sapling | 6   |      | White Pine         |  | Trace   | Variable    | Sapling    |  |
| Red Pine       |                     | 78             | Log/Pole     | 14  | 82   | Red Maple          |  | Low     | Variable    | Sapling    |  |
| White Pine     |                     | 10             | Log/Pole     | 16  |      | Paper Birch        |  | Trace   | >20 feet    | Sapling    |  |
|                |                     |                |              |     |      | Black Spruce       |  | Low     | Variable    | Sapling    |  |
|                |                     |                |              |     |      | Alder              |  | Medium  | 5 - 10 feet | Tall Shrub |  |

| <b>35</b>      | 6122 - Black Spruce | Poletimber Well | 79.1          | 92  | 81-110 | N/A                |  |         |             |            |
|----------------|---------------------|-----------------|---------------|-----|--------|--------------------|--|---------|-------------|------------|
| Canopy Species |                     | % Cover         | Size Class    | DBH | Age    | Sub-Canopy Species |  | Density | Avg. Height | Size       |
| White Pine     |                     | 5               | Log/XLog/Pole | 16  |        | Alder              |  | Low     | 5 - 10 feet | Tall Shrub |
| Red Pine       |                     | 2               | Log/XLog      | 16  |        | Black Spruce       |  | Medium  | < 5 feet    | Sapling    |
| Paper Birch    |                     | 1               | Pole          | 8   |        |                    |  |         |             |            |
| Jack Pine      |                     | 10              | Pole          | 9   |        |                    |  |         |             |            |
| Red Maple      |                     | 1               | Pole          | 8   |        |                    |  |         |             |            |
| Black Spruce   |                     | 81              | Pole          | 8   | 92     |                    |  |         |             |            |

| <b>36</b>      | 42220 - Natural Jack Pine | Sapling Well | 80.8       | 22  | Unspecified | N/A                | Stand was cut from winters 1998-2001, never scarified. The original Jack Pine component constituted 70% of volume when cut with 16% being spruce. |         |             |         |
|----------------|---------------------------|--------------|------------|-----|-------------|--------------------|---|---------|-------------|---------|
| Canopy Species |                           | % Cover      | Size Class | DBH | Age         | Sub-Canopy Species |   | Density | Avg. Height | Size    |
| Jack Pine      |                           | 80           | Sapling    | 3   | 22          | Balsam Fir         |   | Trace   | < 5 feet    | Sapling |
| Black Spruce   |                           | 20           | Sapling    | 2   |             |                    |   |         |             |         |

|           |             |            |     |  |             |    |  |
|-----------|-------------|------------|-----|--|-------------|----|--|
| <b>37</b> | 500 - Water | Nonstocked | 6.7 |  | Unspecified | No |  |
|-----------|-------------|------------|-----|--|-------------|----|--|

| <b>38</b>      | 42210 - Natural Red Pine | Sawtimber Medium | 1.6        | 82  | 51-80 | N/A                | SELECTIVELY MARKED PART OF COOKSON BRIDGE SALE (West Branch Reserves sale cut winter 2001) |         |              |         |
|----------------|--------------------------|------------------|------------|-----|-------|--------------------|--|---------|--------------|---------|
| Canopy Species |                          | % Cover          | Size Class | DBH | Age   | Sub-Canopy Species |  | Density | Avg. Height  | Size    |
| Red Pine       |                          | 100              | Log        | 17  | 82    | Jack Pine          |  | Medium  | 10 - 20 feet | Sapling |
|                |                          |                  |            |     |       | Red Pine           |  | Trace   | 10 - 20 feet | Sapling |
|                |                          |                  |            |     |       | White Pine         |  | Trace   | 10 - 20 feet | Sapling |
|                |                          |                  |            |     |       | Black Spruce       |  | Medium  | 10 - 20 feet | Sapling |

|           |                        |            |     |  |             |    |  |
|-----------|------------------------|------------|-----|--|-------------|----|--|
| <b>39</b> | 623 - Emergent Wetland | Nonstocked | 2.3 |  | Unspecified | No |  |
|-----------|------------------------|------------|-----|--|-------------|----|--|



| Stand | Level 4 Cover Type | Size Density | Acres | Stand Age | BA Range | Managed Site | General Comments |
|-------|--------------------|--------------|-------|-----------|----------|--------------|------------------|
|-------|--------------------|--------------|-------|-----------|----------|--------------|------------------|

**40** 6117 - Lowland Deciduous, Mixed Coniferous Poletimber Well 70.9 82 51-80 N/A Stand regenerating on its own. Advanced fir and red maple in understory. Larger trees in stand are poor quality and falling apart.

| Canopy Species       | % Cover | Size Class | DBH | Age | Sub-Canopy Species | Density | Avg. Height  | Size    |
|----------------------|---------|------------|-----|-----|--------------------|---------|--------------|---------|
| Northern White Cedar | 5       | Pole       | 8   |     | Red Maple          | High    | 10 - 20 feet | Sapling |
| White Pine           | 5       | XLog       | 20  |     | Balsam Fir         | High    | 5 - 10 feet  | Sapling |
| Balsam Fir           | 25      | Pole       | 6   |     |                    |         |              |         |
| Red Maple            | 50      | Pole       | 8   | 82  |                    |         |              |         |
| Paper Birch          | 10      | Pole       | 7   |     |                    |         |              |         |
| Black Ash            | 5       | Pole       | 5   |     |                    |         |              |         |

**41** 6126 - Lowland Jack Pine Poletimber Medium 5.7 60 51-80 N/A

| Canopy Species | % Cover | Size Class | DBH | Age | Sub-Canopy Species | Density | Avg. Height | Size    |
|----------------|---------|------------|-----|-----|--------------------|---------|-------------|---------|
| Black Spruce   | 30      | Pole       | 6   |     | Black Spruce       | Medium  | < 5 feet    | Sapling |
| Jack Pine      | 70      | Pole       | 6   | 60  |                    |         |             |         |

**42** 623 - Emergent Wetland Nonstocked 4.3 Unspecified No

**43** 4191 - Mixed Upland Deciduous with Conifer Poletimber Well 11.3 82 81-110 N/A

| Canopy Species       | % Cover | Size Class | DBH | Age | Sub-Canopy Species | Density | Avg. Height | Size    |
|----------------------|---------|------------|-----|-----|--------------------|---------|-------------|---------|
| White Pine           | 2       | XLog/Log   | 20  |     | Balsam Fir         | High    | 5 - 10 feet | Sapling |
| Northern White Cedar | 5       | Pole       | 8   |     |                    |         |             |         |
| Balsam Fir           | 5       | Pole       | 6   |     |                    |         |             |         |
| Hemlock              | 3       | Pole/Log   | 9   |     |                    |         |             |         |
| Red Maple            | 20      | Pole       | 8   |     |                    |         |             |         |
| Black Spruce         | 10      | Pole       | 8   |     |                    |         |             |         |
| Paper Birch          | 55      | Pole       | 8   | 82  |                    |         |             |         |

**44** 500 - Water Nonstocked 1.1 Unspecified No

**45** 6122 - Black Spruce Poletimber Well 90.5 92 81-110 N/A There is a tamarack strip running through the center of the stand. There's some hemlock on the east side bordering the next stand.

| Canopy Species | % Cover | Size Class   | DBH | Age | Sub-Canopy Species | Density | Avg. Height | Size       |
|----------------|---------|--------------|-----|-----|--------------------|---------|-------------|------------|
| White Pine     | 10      | XLog/Log     | 20  |     | Alder              | Low     | 5 - 10 feet | Tall Shrub |
| Red Pine       | 5       | Log/XLog     | 16  |     | Black Spruce       | Medium  | Variable    | Sapling    |
| Tamarack       | 3       | Sapling/Pole | 4   |     |                    |         |             |            |
| Paper Birch    | 2       | Pole         | 8   |     |                    |         |             |            |
| Black Spruce   | 70      | Pole         | 8   | 92  |                    |         |             |            |
| Jack Pine      | 8       | Pole         | 8   |     |                    |         |             |            |
| Red Maple      | 1       | Pole         | 8   |     |                    |         |             |            |
| Hemlock        | 1       | Log          | 14  |     |                    |         |             |            |





| Stand  | Level 4 Cover Type          | Size Density    | Acres      | Stand Age  | BA Range    | Managed Site | General Comments   |    |               |    |    |              |    |              |    |    |   |    |                    |         |             |  |              |                    |             |             |   |       |                    |             |             |            |            |          |             |         |  |  |  |  |
|--|-----------------------------|-----------------|------------|------------|-------------|--------------|--|----|---------------|----|----|--------------|----|--------------|----|----|---|----|--------------------|---------|-------------|--|--------------|--------------------|-------------|-------------|---|-------|--------------------|-------------|-------------|------------|------------|----------|-------------|---------|--|--|--|--|
| 46   | 42210 - Natural Red Pine    | Sawtimber Well  | 16.4       | 82         | 141-170     | N/A          | SELECTIVELY MARKED PART OF COOKSON BRIDGE SALE (West Branch Reserves sale cut winter 2001) |    |               |    |    |              |    |              |    |    |   |    |                    |         |             |  |              |                    |             |             |   |       |                    |             |             |            |            |          |             |         |  |  |  |  |
| <table border="1"> <thead> <tr> <th>Canopy Species</th> <th>% Cover</th> <th>Size Class</th> <th>DBH</th> <th>Age</th> </tr> </thead> <tbody> <tr> <td>Red Pine</td> <td>95</td> <td>Log/Pole</td> <td>15</td> <td>82</td> </tr> <tr> <td>White Pine</td> <td>5</td> <td>Log</td> <td>16</td> <td></td> </tr> </tbody> </table>  |                             | Canopy Species  | % Cover    | Size Class | DBH         | Age          | Red Pine   | 95 | Log/Pole      | 15 | 82 | White Pine   | 5  | Log          | 16 |    | <table border="1"> <thead> <tr> <th>Sub-Canopy Species</th> <th>Density</th> <th>Avg. Height</th> <th>Size</th> </tr> </thead> <tbody> <tr> <td>Black Spruce</td> <td>Medium</td> <td>&lt; 5 feet</td> <td>Sapling</td> </tr> </tbody> </table> |    | Sub-Canopy Species | Density | Avg. Height | Size   | Black Spruce | Medium             | < 5 feet    | Sapling     |   |       |                    |             |             |            |            |          |             |         |  |  |  |  |
| Canopy Species   | % Cover                     | Size Class      | DBH        | Age        |             |              |  |    |               |    |    |              |    |              |    |    |   |    |                    |         |             |  |              |                    |             |             |   |       |                    |             |             |            |            |          |             |         |  |  |  |  |
| Red Pine   | 95                          | Log/Pole        | 15         | 82         |             |              |  |    |               |    |    |              |    |              |    |    |   |    |                    |         |             |  |              |                    |             |             |   |       |                    |             |             |            |            |          |             |         |  |  |  |  |
| White Pine   | 5                           | Log             | 16         |            |             |              |  |    |               |    |    |              |    |              |    |    |   |    |                    |         |             |  |              |                    |             |             |   |       |                    |             |             |            |            |          |             |         |  |  |  |  |
| Sub-Canopy Species   | Density                     | Avg. Height     | Size       |            |             |              |  |    |               |    |    |              |    |              |    |    |   |    |                    |         |             |  |              |                    |             |             |   |       |                    |             |             |            |            |          |             |         |  |  |  |  |
| Black Spruce   | Medium                      | < 5 feet        | Sapling    |            |             |              |  |    |               |    |    |              |    |              |    |    |   |    |                    |         |             |  |              |                    |             |             |   |       |                    |             |             |            |            |          |             |         |  |  |  |  |
| 47   | 500 - Water                 | Nonstocked      | 1.1        |            | Unspecified | No           |  |    |               |    |    |              |    |              |    |    |   |    |                    |         |             |  |              |                    |             |             |   |       |                    |             |             |            |            |          |             |         |  |  |  |  |
| 48   | 500 - Water                 | Nonstocked      | 12.4       |            | Unspecified | No           |  |    |               |    |    |              |    |              |    |    |   |    |                    |         |             |  |              |                    |             |             |   |       |                    |             |             |            |            |          |             |         |  |  |  |  |
| 49   | 6120 - Lowland Cedar        | Poletimber Well | 10.0       | 104        | 51-80       | N/A          |  |    |               |    |    |              |    |              |    |    |   |    |                    |         |             |  |              |                    |             |             |   |       |                    |             |             |            |            |          |             |         |  |  |  |  |
| <table border="1"> <thead> <tr> <th>Canopy Species</th> <th>% Cover</th> <th>Size Class</th> <th>DBH</th> <th>Age</th> </tr> </thead> <tbody> <tr> <td>Tamarack</td> <td>30</td> <td>Pole</td> <td>7</td> <td></td> </tr> <tr> <td>Black Spruce</td> <td>10</td> <td>Pole</td> <td>6</td> <td></td> </tr> <tr> <td>Northern White Cedar</td> <td>60</td> <td>Pole</td> <td>7</td> <td>104</td> </tr> </tbody> </table>   |                             | Canopy Species  | % Cover    | Size Class | DBH         | Age          | Tamarack   | 30 | Pole          | 7  |    | Black Spruce | 10 | Pole         | 6  |    | Northern White Cedar  | 60 | Pole               | 7       | 104         | <table border="1"> <thead> <tr> <th>Sub-Canopy Species</th> <th>Density</th> <th>Avg. Height</th> <th>Size</th> </tr> </thead> <tbody> <tr> <td>Alder</td> <td>Medium</td> <td>5 - 10 feet</td> <td>Tall Shrub</td> </tr> <tr> <td>Balsam Fir</td> <td>Low</td> <td>Variable</td> <td>Sapling</td> </tr> </tbody> </table> |              | Sub-Canopy Species | Density     | Avg. Height | Size  | Alder | Medium             | 5 - 10 feet | Tall Shrub  | Balsam Fir | Low        | Variable | Sapling     |         |  |  |  |  |
| Canopy Species   | % Cover                     | Size Class      | DBH        | Age        |             |              |  |    |               |    |    |              |    |              |    |    |   |    |                    |         |             |  |              |                    |             |             |   |       |                    |             |             |            |            |          |             |         |  |  |  |  |
| Tamarack   | 30                          | Pole            | 7          |            |             |              |  |    |               |    |    |              |    |              |    |    |   |    |                    |         |             |  |              |                    |             |             |   |       |                    |             |             |            |            |          |             |         |  |  |  |  |
| Black Spruce   | 10                          | Pole            | 6          |            |             |              |  |    |               |    |    |              |    |              |    |    |   |    |                    |         |             |  |              |                    |             |             |   |       |                    |             |             |            |            |          |             |         |  |  |  |  |
| Northern White Cedar   | 60                          | Pole            | 7          | 104        |             |              |  |    |               |    |    |              |    |              |    |    |   |    |                    |         |             |  |              |                    |             |             |   |       |                    |             |             |            |            |          |             |         |  |  |  |  |
| Sub-Canopy Species   | Density                     | Avg. Height     | Size       |            |             |              |  |    |               |    |    |              |    |              |    |    |   |    |                    |         |             |  |              |                    |             |             |   |       |                    |             |             |            |            |          |             |         |  |  |  |  |
| Alder  | Medium                      | 5 - 10 feet     | Tall Shrub |            |             |              |  |    |               |    |    |              |    |              |    |    |   |    |                    |         |             |  |              |                    |             |             |   |       |                    |             |             |            |            |          |             |         |  |  |  |  |
| Balsam Fir   | Low                         | Variable        | Sapling    |            |             |              |  |    |               |    |    |              |    |              |    |    |   |    |                    |         |             |  |              |                    |             |             |   |       |                    |             |             |            |            |          |             |         |  |  |  |  |
| 50   | 429 - Mixed Upland Conifers | Sawtimber Well  | 19.6       | 82         | Unspecified | N/A          |  |    |               |    |    |              |    |              |    |    |   |    |                    |         |             |  |              |                    |             |             |   |       |                    |             |             |            |            |          |             |         |  |  |  |  |
| <table border="1"> <thead> <tr> <th>Canopy Species</th> <th>% Cover</th> <th>Size Class</th> <th>DBH</th> <th>Age</th> </tr> </thead> <tbody> <tr> <td>White Pine</td> <td>35</td> <td>XLog/Log/Pole</td> <td>20</td> <td></td> </tr> <tr> <td>Black Spruce</td> <td>45</td> <td>Pole</td> <td>8</td> <td>82</td> </tr> <tr> <td>Red Pine</td> <td>10</td> <td>Log/XLog</td> <td>16</td> <td></td> </tr> <tr> <td>Balsam Fir</td> <td>10</td> <td>Pole</td> <td>6</td> <td></td> </tr> </tbody> </table> |                             | Canopy Species  | % Cover    | Size Class | DBH         | Age          | White Pine   | 35 | XLog/Log/Pole | 20 |    | Black Spruce | 45 | Pole         | 8  | 82 | Red Pine  | 10 | Log/XLog           | 16      |             | Balsam Fir   | 10           | Pole               | 6           |             | <table border="1"> <thead> <tr> <th>Sub-Canopy Species</th> <th>Density</th> <th>Avg. Height</th> <th>Size</th> </tr> </thead> <tbody> <tr> <td>Balsam Fir</td> <td>Full</td> <td>5 - 10 feet</td> <td>Sapling</td> </tr> </tbody> </table> |       | Sub-Canopy Species | Density     | Avg. Height | Size       | Balsam Fir | Full     | 5 - 10 feet | Sapling |  |  |  |  |
| Canopy Species   | % Cover                     | Size Class      | DBH        | Age        |             |              |  |    |               |    |    |              |    |              |    |    |   |    |                    |         |             |  |              |                    |             |             |   |       |                    |             |             |            |            |          |             |         |  |  |  |  |
| White Pine   | 35                          | XLog/Log/Pole   | 20         |            |             |              |  |    |               |    |    |              |    |              |    |    |   |    |                    |         |             |  |              |                    |             |             |   |       |                    |             |             |            |            |          |             |         |  |  |  |  |
| Black Spruce   | 45                          | Pole            | 8          | 82         |             |              |  |    |               |    |    |              |    |              |    |    |   |    |                    |         |             |  |              |                    |             |             |   |       |                    |             |             |            |            |          |             |         |  |  |  |  |
| Red Pine   | 10                          | Log/XLog        | 16         |            |             |              |  |    |               |    |    |              |    |              |    |    |   |    |                    |         |             |  |              |                    |             |             |   |       |                    |             |             |            |            |          |             |         |  |  |  |  |
| Balsam Fir   | 10                          | Pole            | 6          |            |             |              |  |    |               |    |    |              |    |              |    |    |   |    |                    |         |             |  |              |                    |             |             |   |       |                    |             |             |            |            |          |             |         |  |  |  |  |
| Sub-Canopy Species   | Density                     | Avg. Height     | Size       |            |             |              |  |    |               |    |    |              |    |              |    |    |   |    |                    |         |             |  |              |                    |             |             |   |       |                    |             |             |            |            |          |             |         |  |  |  |  |
| Balsam Fir   | Full                        | 5 - 10 feet     | Sapling    |            |             |              |  |    |               |    |    |              |    |              |    |    |   |    |                    |         |             |  |              |                    |             |             |   |       |                    |             |             |            |            |          |             |         |  |  |  |  |
| 51   | 6121 - Tamarack             | Sapling Medium  | 130.6      | 53         | 1-50        | N/A          |  |    |               |    |    |              |    |              |    |    |   |    |                    |         |             |  |              |                    |             |             |   |       |                    |             |             |            |            |          |             |         |  |  |  |  |
| <table border="1"> <thead> <tr> <th>Canopy Species</th> <th>% Cover</th> <th>Size Class</th> <th>DBH</th> <th>Age</th> </tr> </thead> <tbody> <tr> <td>Black Spruce</td> <td>30</td> <td>Sapling/Pole</td> <td>4</td> <td></td> </tr> <tr> <td>Tamarack</td> <td>70</td> <td>Sapling/Pole</td> <td>4</td> <td>53</td> </tr> </tbody> </table>  |                             | Canopy Species  | % Cover    | Size Class | DBH         | Age          | Black Spruce   | 30 | Sapling/Pole  | 4  |    | Tamarack     | 70 | Sapling/Pole | 4  | 53 | <table border="1"> <thead> <tr> <th>Sub-Canopy Species</th> <th>Density</th> <th>Avg. Height</th> <th>Size</th> </tr> </thead> <tbody> <tr> <td>Alder</td> <td>Medium</td> <td>5 - 10 feet</td> <td>Tall Shrub</td> </tr> </tbody> </table>     |    | Sub-Canopy Species | Density | Avg. Height | Size   | Alder        | Medium             | 5 - 10 feet | Tall Shrub  |   |       |                    |             |             |            |            |          |             |         |  |  |  |  |
| Canopy Species   | % Cover                     | Size Class      | DBH        | Age        |             |              |  |    |               |    |    |              |    |              |    |    |   |    |                    |         |             |  |              |                    |             |             |   |       |                    |             |             |            |            |          |             |         |  |  |  |  |
| Black Spruce   | 30                          | Sapling/Pole    | 4          |            |             |              |  |    |               |    |    |              |    |              |    |    |   |    |                    |         |             |  |              |                    |             |             |   |       |                    |             |             |            |            |          |             |         |  |  |  |  |
| Tamarack   | 70                          | Sapling/Pole    | 4          | 53         |             |              |  |    |               |    |    |              |    |              |    |    |   |    |                    |         |             |  |              |                    |             |             |   |       |                    |             |             |            |            |          |             |         |  |  |  |  |
| Sub-Canopy Species   | Density                     | Avg. Height     | Size       |            |             |              |  |    |               |    |    |              |    |              |    |    |   |    |                    |         |             |  |              |                    |             |             |   |       |                    |             |             |            |            |          |             |         |  |  |  |  |
| Alder  | Medium                      | 5 - 10 feet     | Tall Shrub |            |             |              |  |    |               |    |    |              |    |              |    |    |   |    |                    |         |             |  |              |                    |             |             |   |       |                    |             |             |            |            |          |             |         |  |  |  |  |
| 52   | 500 - Water                 | Nonstocked      | 2.2        |            | Unspecified | No           |  |    |               |    |    |              |    |              |    |    |   |    |                    |         |             |  |              |                    |             |             |   |       |                    |             |             |            |            |          |             |         |  |  |  |  |
| 53   | 6113 - Lowland Maple        | Poletimber Well | 29.7       | 84         | 81-110      | N/A          | Maintain as river buffer.  |    |               |    |    |              |    |              |    |    |   |    |                    |         |             |  |              |                    |             |             |   |       |                    |             |             |            |            |          |             |         |  |  |  |  |
| <table border="1"> <thead> <tr> <th>Canopy Species</th> <th>% Cover</th> <th>Size Class</th> <th>DBH</th> <th>Age</th> </tr> </thead> <tbody> <tr> <td>Paper Birch</td> <td>10</td> <td>Pole</td> <td>7</td> <td></td> </tr> <tr> <td>Black Ash</td> <td>10</td> <td>Pole</td> <td>5</td> <td></td> </tr> <tr> <td>Red Maple</td> <td>80</td> <td>Pole</td> <td>8</td> <td>84</td> </tr> </tbody> </table>   |                             | Canopy Species  | % Cover    | Size Class | DBH         | Age          | Paper Birch  | 10 | Pole          | 7  |    | Black Ash    | 10 | Pole         | 5  |    | Red Maple   | 80 | Pole               | 8       | 84          | <table border="1"> <thead> <tr> <th>Sub-Canopy Species</th> <th>Density</th> <th>Avg. Height</th> <th>Size</th> </tr> </thead> <tbody> <tr> <td>Alder</td> <td>Medium</td> <td>5 - 10 feet</td> <td>Tall Shrub</td> </tr> </tbody> </table>  |              | Sub-Canopy Species | Density     | Avg. Height | Size  | Alder | Medium             | 5 - 10 feet | Tall Shrub  |            |            |          |             |         |  |  |  |  |
| Canopy Species   | % Cover                     | Size Class      | DBH        | Age        |             |              |  |    |               |    |    |              |    |              |    |    |   |    |                    |         |             |  |              |                    |             |             |   |       |                    |             |             |            |            |          |             |         |  |  |  |  |
| Paper Birch  | 10                          | Pole            | 7          |            |             |              |  |    |               |    |    |              |    |              |    |    |   |    |                    |         |             |  |              |                    |             |             |   |       |                    |             |             |            |            |          |             |         |  |  |  |  |
| Black Ash  | 10                          | Pole            | 5          |            |             |              |  |    |               |    |    |              |    |              |    |    |   |    |                    |         |             |  |              |                    |             |             |   |       |                    |             |             |            |            |          |             |         |  |  |  |  |
| Red Maple  | 80                          | Pole            | 8          | 84         |             |              |  |    |               |    |    |              |    |              |    |    |   |    |                    |         |             |  |              |                    |             |             |   |       |                    |             |             |            |            |          |             |         |  |  |  |  |
| Sub-Canopy Species   | Density                     | Avg. Height     | Size       |            |             |              |  |    |               |    |    |              |    |              |    |    |   |    |                    |         |             |  |              |                    |             |             |   |       |                    |             |             |            |            |          |             |         |  |  |  |  |
| Alder  | Medium                      | 5 - 10 feet     | Tall Shrub |            |             |              |  |    |               |    |    |              |    |              |    |    |   |    |                    |         |             |  |              |                    |             |             |   |       |                    |             |             |            |            |          |             |         |  |  |  |  |
| 54   | 623 - Emergent Wetland      | Nonstocked      | 98.8       |            | Unspecified | No           |  |    |               |    |    |              |    |              |    |    |   |    |                    |         |             |  |              |                    |             |             |   |       |                    |             |             |            |            |          |             |         |  |  |  |  |



| Stand   | Level 4 Cover Type          | Size Density      | Acres      | Stand Age  | BA Range    | Managed Site | General Comments  |    |      |   |     |             |    |          |    |    |   |    |                    |         |             |              |       |        |             |            |   |    |                    |         |             |                |       |        |             |            |  |    |                    |         |             |  |       |                    |             |             |           |            |              |          |         |  |  |  |
|---|-----------------------------|-------------------|------------|------------|-------------|--------------|---|----|------|---|-----|-------------|----|----------|----|----|---|----|--------------------|---------|-------------|--------------|-------|--------|-------------|------------|---|----|--------------------|---------|-------------|----------------|-------|--------|-------------|------------|--|----|--------------------|---------|-------------|--|-------|--------------------|-------------|-------------|-----------|------------|--------------|----------|---------|--|--|--|
| 55  | 429 - Mixed Upland Conifers | Poletimber Well   | 21.4       | 45         | 51-80       | N/A          |   |    |      |   |     |             |    |          |    |    |   |    |                    |         |             |              |       |        |             |            |   |    |                    |         |             |                |       |        |             |            |  |    |                    |         |             |  |       |                    |             |             |           |            |              |          |         |  |  |  |
| <table border="1"> <thead> <tr> <th>Canopy Species</th> <th>% Cover</th> <th>Size Class</th> <th>DBH</th> <th>Age</th> </tr> </thead> <tbody> <tr><td>Red Maple</td><td>10</td><td>Pole</td><td>8</td><td></td></tr> <tr><td>Paper Birch</td><td>10</td><td>Pole</td><td>8</td><td></td></tr> <tr><td>White Spruce</td><td>5</td><td>Pole</td><td>8</td><td></td></tr> <tr><td>Black Spruce</td><td>10</td><td>Pole</td><td>5</td><td></td></tr> <tr><td>White Pine</td><td>25</td><td>Pole/Log</td><td>9</td><td></td></tr> <tr><td>Bigtooth Aspen</td><td>5</td><td>Log</td><td>14</td><td></td></tr> <tr><td>Balsam Fir</td><td>35</td><td>Pole/Sapling</td><td>6</td><td>45</td></tr> </tbody> </table> |                             | Canopy Species    | % Cover    | Size Class | DBH         | Age          | Red Maple   | 10 | Pole | 8 |     | Paper Birch | 10 | Pole     | 8  |    | White Spruce  | 5  | Pole               | 8       |             | Black Spruce | 10    | Pole   | 5           |            | White Pine  | 25 | Pole/Log           | 9       |             | Bigtooth Aspen | 5     | Log    | 14          |            | Balsam Fir   | 35 | Pole/Sapling       | 6       | 45          | <table border="1"> <thead> <tr> <th>Sub-Canopy Species</th> <th>Density</th> <th>Avg. Height</th> <th>Size</th> </tr> </thead> <tbody> <tr> <td>Balsam Fir</td> <td>Full</td> <td>Variable</td> <td>Sapling</td> </tr> </tbody> </table> |       | Sub-Canopy Species | Density     | Avg. Height | Size      | Balsam Fir | Full         | Variable | Sapling |  |  |  |
| Canopy Species  | % Cover                     | Size Class        | DBH        | Age        |             |              |   |    |      |   |     |             |    |          |    |    |   |    |                    |         |             |              |       |        |             |            |   |    |                    |         |             |                |       |        |             |            |  |    |                    |         |             |  |       |                    |             |             |           |            |              |          |         |  |  |  |
| Red Maple   | 10                          | Pole              | 8          |            |             |              |   |    |      |   |     |             |    |          |    |    |   |    |                    |         |             |              |       |        |             |            |   |    |                    |         |             |                |       |        |             |            |  |    |                    |         |             |  |       |                    |             |             |           |            |              |          |         |  |  |  |
| Paper Birch   | 10                          | Pole              | 8          |            |             |              |   |    |      |   |     |             |    |          |    |    |   |    |                    |         |             |              |       |        |             |            |   |    |                    |         |             |                |       |        |             |            |  |    |                    |         |             |  |       |                    |             |             |           |            |              |          |         |  |  |  |
| White Spruce  | 5                           | Pole              | 8          |            |             |              |   |    |      |   |     |             |    |          |    |    |   |    |                    |         |             |              |       |        |             |            |   |    |                    |         |             |                |       |        |             |            |  |    |                    |         |             |  |       |                    |             |             |           |            |              |          |         |  |  |  |
| Black Spruce  | 10                          | Pole              | 5          |            |             |              |   |    |      |   |     |             |    |          |    |    |   |    |                    |         |             |              |       |        |             |            |   |    |                    |         |             |                |       |        |             |            |  |    |                    |         |             |  |       |                    |             |             |           |            |              |          |         |  |  |  |
| White Pine  | 25                          | Pole/Log          | 9          |            |             |              |   |    |      |   |     |             |    |          |    |    |   |    |                    |         |             |              |       |        |             |            |   |    |                    |         |             |                |       |        |             |            |  |    |                    |         |             |  |       |                    |             |             |           |            |              |          |         |  |  |  |
| Bigtooth Aspen  | 5                           | Log               | 14         |            |             |              |   |    |      |   |     |             |    |          |    |    |   |    |                    |         |             |              |       |        |             |            |   |    |                    |         |             |                |       |        |             |            |  |    |                    |         |             |  |       |                    |             |             |           |            |              |          |         |  |  |  |
| Balsam Fir  | 35                          | Pole/Sapling      | 6          | 45         |             |              |   |    |      |   |     |             |    |          |    |    |   |    |                    |         |             |              |       |        |             |            |   |    |                    |         |             |                |       |        |             |            |  |    |                    |         |             |  |       |                    |             |             |           |            |              |          |         |  |  |  |
| Sub-Canopy Species  | Density                     | Avg. Height       | Size       |            |             |              |   |    |      |   |     |             |    |          |    |    |   |    |                    |         |             |              |       |        |             |            |   |    |                    |         |             |                |       |        |             |            |  |    |                    |         |             |  |       |                    |             |             |           |            |              |          |         |  |  |  |
| Balsam Fir  | Full                        | Variable          | Sapling    |            |             |              |   |    |      |   |     |             |    |          |    |    |   |    |                    |         |             |              |       |        |             |            |   |    |                    |         |             |                |       |        |             |            |  |    |                    |         |             |  |       |                    |             |             |           |            |              |          |         |  |  |  |
| 56  | 6121 - Tamarack             | Poletimber Medium | 10.8       | 128        | 51-80       | N/A          | Winter conditions didn't allow access to the stand. Stand data from 2014. |    |      |   |     |             |    |          |    |    |   |    |                    |         |             |              |       |        |             |            |   |    |                    |         |             |                |       |        |             |            |  |    |                    |         |             |  |       |                    |             |             |           |            |              |          |         |  |  |  |
| <table border="1"> <thead> <tr> <th>Canopy Species</th> <th>% Cover</th> <th>Size Class</th> <th>DBH</th> <th>Age</th> </tr> </thead> <tbody> <tr><td>Tamarack</td><td>85</td><td>Pole</td><td>9</td><td>128</td></tr> <tr><td>Red Maple</td><td>15</td><td>Pole</td><td>9</td><td></td></tr> </tbody> </table>   |                             | Canopy Species    | % Cover    | Size Class | DBH         | Age          | Tamarack  | 85 | Pole | 9 | 128 | Red Maple   | 15 | Pole     | 9  |    | <table border="1"> <thead> <tr> <th>Sub-Canopy Species</th> <th>Density</th> <th>Avg. Height</th> <th>Size</th> </tr> </thead> <tbody> <tr> <td>Alder</td> <td>Medium</td> <td>5 - 10 feet</td> <td>Tall Shrub</td> </tr> </tbody> </table> |    | Sub-Canopy Species | Density | Avg. Height | Size         | Alder | Medium | 5 - 10 feet | Tall Shrub |   |    |                    |         |             |                |       |        |             |            |  |    |                    |         |             |  |       |                    |             |             |           |            |              |          |         |  |  |  |
| Canopy Species  | % Cover                     | Size Class        | DBH        | Age        |             |              |   |    |      |   |     |             |    |          |    |    |   |    |                    |         |             |              |       |        |             |            |   |    |                    |         |             |                |       |        |             |            |  |    |                    |         |             |  |       |                    |             |             |           |            |              |          |         |  |  |  |
| Tamarack  | 85                          | Pole              | 9          | 128        |             |              |   |    |      |   |     |             |    |          |    |    |   |    |                    |         |             |              |       |        |             |            |   |    |                    |         |             |                |       |        |             |            |  |    |                    |         |             |  |       |                    |             |             |           |            |              |          |         |  |  |  |
| Red Maple   | 15                          | Pole              | 9          |            |             |              |   |    |      |   |     |             |    |          |    |    |   |    |                    |         |             |              |       |        |             |            |   |    |                    |         |             |                |       |        |             |            |  |    |                    |         |             |  |       |                    |             |             |           |            |              |          |         |  |  |  |
| Sub-Canopy Species  | Density                     | Avg. Height       | Size       |            |             |              |   |    |      |   |     |             |    |          |    |    |   |    |                    |         |             |              |       |        |             |            |   |    |                    |         |             |                |       |        |             |            |  |    |                    |         |             |  |       |                    |             |             |           |            |              |          |         |  |  |  |
| Alder   | Medium                      | 5 - 10 feet       | Tall Shrub |            |             |              |   |    |      |   |     |             |    |          |    |    |   |    |                    |         |             |              |       |        |             |            |   |    |                    |         |             |                |       |        |             |            |  |    |                    |         |             |  |       |                    |             |             |           |            |              |          |         |  |  |  |
| 57  | 500 - Water                 | Nonstocked        | 2.0        |            | Unspecified | No           |   |    |      |   |     |             |    |          |    |    |   |    |                    |         |             |              |       |        |             |            |   |    |                    |         |             |                |       |        |             |            |  |    |                    |         |             |  |       |                    |             |             |           |            |              |          |         |  |  |  |
| 58  | 6113 - Lowland Maple        | Poletimber Medium | 34.0       | 82         | 51-80       | N/A          | Winter conditions didn't allow access to the stand. Stand data from 2014. |    |      |   |     |             |    |          |    |    |   |    |                    |         |             |              |       |        |             |            |   |    |                    |         |             |                |       |        |             |            |  |    |                    |         |             |  |       |                    |             |             |           |            |              |          |         |  |  |  |
| <table border="1"> <thead> <tr> <th>Canopy Species</th> <th>% Cover</th> <th>Size Class</th> <th>DBH</th> <th>Age</th> </tr> </thead> <tbody> <tr><td>Black Spruce</td><td>10</td><td>Pole</td><td>6</td><td></td></tr> <tr><td>Red Maple</td><td>75</td><td>Pole</td><td>8</td><td>82</td></tr> <tr><td>Tamarack</td><td>10</td><td>Pole</td><td>7</td><td></td></tr> <tr><td>White Pine</td><td>5</td><td>Log</td><td>16</td><td></td></tr> </tbody> </table>   |                             | Canopy Species    | % Cover    | Size Class | DBH         | Age          | Black Spruce  | 10 | Pole | 6 |     | Red Maple   | 75 | Pole     | 8  | 82 | Tamarack  | 10 | Pole               | 7       |             | White Pine   | 5     | Log    | 16          |            | <table border="1"> <thead> <tr> <th>Sub-Canopy Species</th> <th>Density</th> <th>Avg. Height</th> <th>Size</th> </tr> </thead> <tbody> <tr> <td>Alder</td> <td>Medium</td> <td>5 - 10 feet</td> <td>Tall Shrub</td> </tr> </tbody> </table> |    | Sub-Canopy Species | Density | Avg. Height | Size           | Alder | Medium | 5 - 10 feet | Tall Shrub |  |    |                    |         |             |  |       |                    |             |             |           |            |              |          |         |  |  |  |
| Canopy Species  | % Cover                     | Size Class        | DBH        | Age        |             |              |   |    |      |   |     |             |    |          |    |    |   |    |                    |         |             |              |       |        |             |            |   |    |                    |         |             |                |       |        |             |            |  |    |                    |         |             |  |       |                    |             |             |           |            |              |          |         |  |  |  |
| Black Spruce  | 10                          | Pole              | 6          |            |             |              |   |    |      |   |     |             |    |          |    |    |   |    |                    |         |             |              |       |        |             |            |   |    |                    |         |             |                |       |        |             |            |  |    |                    |         |             |  |       |                    |             |             |           |            |              |          |         |  |  |  |
| Red Maple   | 75                          | Pole              | 8          | 82         |             |              |   |    |      |   |     |             |    |          |    |    |   |    |                    |         |             |              |       |        |             |            |   |    |                    |         |             |                |       |        |             |            |  |    |                    |         |             |  |       |                    |             |             |           |            |              |          |         |  |  |  |
| Tamarack  | 10                          | Pole              | 7          |            |             |              |   |    |      |   |     |             |    |          |    |    |   |    |                    |         |             |              |       |        |             |            |   |    |                    |         |             |                |       |        |             |            |  |    |                    |         |             |  |       |                    |             |             |           |            |              |          |         |  |  |  |
| White Pine  | 5                           | Log               | 16         |            |             |              |   |    |      |   |     |             |    |          |    |    |   |    |                    |         |             |              |       |        |             |            |   |    |                    |         |             |                |       |        |             |            |  |    |                    |         |             |  |       |                    |             |             |           |            |              |          |         |  |  |  |
| Sub-Canopy Species  | Density                     | Avg. Height       | Size       |            |             |              |   |    |      |   |     |             |    |          |    |    |   |    |                    |         |             |              |       |        |             |            |   |    |                    |         |             |                |       |        |             |            |  |    |                    |         |             |  |       |                    |             |             |           |            |              |          |         |  |  |  |
| Alder   | Medium                      | 5 - 10 feet       | Tall Shrub |            |             |              |   |    |      |   |     |             |    |          |    |    |   |    |                    |         |             |              |       |        |             |            |   |    |                    |         |             |                |       |        |             |            |  |    |                    |         |             |  |       |                    |             |             |           |            |              |          |         |  |  |  |
| 59  | 6113 - Lowland Maple        | Poletimber Well   | 36.5       | 82         | 81-110      | N/A          | Winter conditions didn't allow access to the stand. Stand data from 2014. |    |      |   |     |             |    |          |    |    |   |    |                    |         |             |              |       |        |             |            |   |    |                    |         |             |                |       |        |             |            |  |    |                    |         |             |  |       |                    |             |             |           |            |              |          |         |  |  |  |
| <table border="1"> <thead> <tr> <th>Canopy Species</th> <th>% Cover</th> <th>Size Class</th> <th>DBH</th> <th>Age</th> </tr> </thead> <tbody> <tr><td>Paper Birch</td><td>10</td><td>Pole</td><td>8</td><td></td></tr> <tr><td>White Pine</td><td>5</td><td>Log/XLog</td><td>16</td><td></td></tr> <tr><td>Northern White Cedar</td><td>3</td><td>Log/Pole</td><td>12</td><td></td></tr> <tr><td>Tamarack</td><td>10</td><td>Pole</td><td>6</td><td></td></tr> <tr><td>Black Spruce</td><td>10</td><td>Pole</td><td>6</td><td></td></tr> <tr><td>Red Maple</td><td>62</td><td>Pole</td><td>8</td><td>82</td></tr> </tbody> </table>   |                             | Canopy Species    | % Cover    | Size Class | DBH         | Age          | Paper Birch   | 10 | Pole | 8 |     | White Pine  | 5  | Log/XLog | 16 |    | Northern White Cedar  | 3  | Log/Pole           | 12      |             | Tamarack     | 10    | Pole   | 6           |            | Black Spruce  | 10 | Pole               | 6       |             | Red Maple      | 62    | Pole   | 8           | 82         | <table border="1"> <thead> <tr> <th>Sub-Canopy Species</th> <th>Density</th> <th>Avg. Height</th> <th>Size</th> </tr> </thead> <tbody> <tr> <td>Alder</td> <td>Medium</td> <td>5 - 10 feet</td> <td>Tall Shrub</td> </tr> <tr> <td>Red Maple</td> <td>Medium</td> <td>10 - 20 feet</td> <td>Sapling</td> </tr> </tbody> </table> |    | Sub-Canopy Species | Density | Avg. Height | Size   | Alder | Medium             | 5 - 10 feet | Tall Shrub  | Red Maple | Medium     | 10 - 20 feet | Sapling  |         |  |  |  |
| Canopy Species  | % Cover                     | Size Class        | DBH        | Age        |             |              |   |    |      |   |     |             |    |          |    |    |   |    |                    |         |             |              |       |        |             |            |   |    |                    |         |             |                |       |        |             |            |  |    |                    |         |             |  |       |                    |             |             |           |            |              |          |         |  |  |  |
| Paper Birch   | 10                          | Pole              | 8          |            |             |              |   |    |      |   |     |             |    |          |    |    |   |    |                    |         |             |              |       |        |             |            |   |    |                    |         |             |                |       |        |             |            |  |    |                    |         |             |  |       |                    |             |             |           |            |              |          |         |  |  |  |
| White Pine  | 5                           | Log/XLog          | 16         |            |             |              |   |    |      |   |     |             |    |          |    |    |   |    |                    |         |             |              |       |        |             |            |   |    |                    |         |             |                |       |        |             |            |  |    |                    |         |             |  |       |                    |             |             |           |            |              |          |         |  |  |  |
| Northern White Cedar  | 3                           | Log/Pole          | 12         |            |             |              |   |    |      |   |     |             |    |          |    |    |   |    |                    |         |             |              |       |        |             |            |   |    |                    |         |             |                |       |        |             |            |  |    |                    |         |             |  |       |                    |             |             |           |            |              |          |         |  |  |  |
| Tamarack  | 10                          | Pole              | 6          |            |             |              |   |    |      |   |     |             |    |          |    |    |   |    |                    |         |             |              |       |        |             |            |   |    |                    |         |             |                |       |        |             |            |  |    |                    |         |             |  |       |                    |             |             |           |            |              |          |         |  |  |  |
| Black Spruce  | 10                          | Pole              | 6          |            |             |              |   |    |      |   |     |             |    |          |    |    |   |    |                    |         |             |              |       |        |             |            |   |    |                    |         |             |                |       |        |             |            |  |    |                    |         |             |  |       |                    |             |             |           |            |              |          |         |  |  |  |
| Red Maple   | 62                          | Pole              | 8          | 82         |             |              |   |    |      |   |     |             |    |          |    |    |   |    |                    |         |             |              |       |        |             |            |   |    |                    |         |             |                |       |        |             |            |  |    |                    |         |             |  |       |                    |             |             |           |            |              |          |         |  |  |  |
| Sub-Canopy Species  | Density                     | Avg. Height       | Size       |            |             |              |   |    |      |   |     |             |    |          |    |    |   |    |                    |         |             |              |       |        |             |            |   |    |                    |         |             |                |       |        |             |            |  |    |                    |         |             |  |       |                    |             |             |           |            |              |          |         |  |  |  |
| Alder   | Medium                      | 5 - 10 feet       | Tall Shrub |            |             |              |   |    |      |   |     |             |    |          |    |    |   |    |                    |         |             |              |       |        |             |            |   |    |                    |         |             |                |       |        |             |            |  |    |                    |         |             |  |       |                    |             |             |           |            |              |          |         |  |  |  |
| Red Maple   | Medium                      | 10 - 20 feet      | Sapling    |            |             |              |   |    |      |   |     |             |    |          |    |    |   |    |                    |         |             |              |       |        |             |            |   |    |                    |         |             |                |       |        |             |            |  |    |                    |         |             |  |       |                    |             |             |           |            |              |          |         |  |  |  |
| 60  | 500 - Water                 | Nonstocked        | 2.9        |            | Unspecified | No           |   |    |      |   |     |             |    |          |    |    |   |    |                    |         |             |              |       |        |             |            |   |    |                    |         |             |                |       |        |             |            |  |    |                    |         |             |  |       |                    |             |             |           |            |              |          |         |  |  |  |
| 61  | 500 - Water                 | Nonstocked        | 7.7        |            | Unspecified | No           |   |    |      |   |     |             |    |          |    |    |   |    |                    |         |             |              |       |        |             |            |   |    |                    |         |             |                |       |        |             |            |  |    |                    |         |             |  |       |                    |             |             |           |            |              |          |         |  |  |  |



| Stand   | Level 4 Cover Type         | Size Density     | Acres | Stand Age | BA Range           | Managed Site | General Comments  |                |         |            |     |     |                    |         |             |      |              |              |      |          |    |       |              |             |            |                      |    |           |    |          |            |        |             |         |             |    |          |    |  |  |  |  |  |             |   |      |    |  |  |  |  |  |           |   |      |   |  |  |  |  |  |             |   |          |   |  |  |  |  |  |           |    |      |   |    |  |  |  |  |
|---|----------------------------|------------------|-------|-----------|--------------------|--------------|---|----------------|---------|------------|-----|-----|--------------------|---------|-------------|------|--------------|--------------|------|----------|----|-------|--------------|-------------|------------|----------------------|----|-----------|----|----------|------------|--------|-------------|---------|-------------|----|----------|----|--|--|--|--|--|-------------|---|------|----|--|--|--|--|--|-----------|---|------|---|--|--|--|--|--|-------------|---|----------|---|--|--|--|--|--|-----------|----|------|---|----|--|--|--|--|
| 62  | 4115 - Y.Birch, Hemlock NH | Sawtimber Well   | 37.3  | 90        | 111-140            | N/A          | Winter conditions didn't allow access to the stand. Stand data from 2014. |                |         |            |     |     |                    |         |             |      |              |              |      |          |    |       |              |             |            |                      |    |           |    |          |            |        |             |         |             |    |          |    |  |  |  |  |  |             |   |      |    |  |  |  |  |  |           |   |      |   |  |  |  |  |  |             |   |          |   |  |  |  |  |  |           |    |      |   |    |  |  |  |  |
| <table border="1"> <thead> <tr> <th>Canopy Species</th> <th>% Cover</th> <th>Size Class</th> <th>DBH</th> <th>Age</th> </tr> </thead> <tbody> <tr> <td>Hemlock</td> <td>5</td> <td>Log</td> <td>16</td> <td></td> </tr> <tr> <td>Sugar Maple</td> <td>40</td> <td>Log/Pole</td> <td>13</td> <td>90</td> </tr> <tr> <td>Yellow Birch</td> <td>15</td> <td>Log/Pole</td> <td>13</td> <td></td> </tr> <tr> <td>White Ash</td> <td>10</td> <td>Log/Pole</td> <td>13</td> <td></td> </tr> <tr> <td>Red Maple</td> <td>30</td> <td>Log/Pole</td> <td>13</td> <td></td> </tr> </tbody> </table>  |                            |                  |       |           |                    |              |   | Canopy Species | % Cover | Size Class | DBH | Age | Hemlock            | 5       | Log         | 16   |              | Sugar Maple  | 40   | Log/Pole | 13 | 90    | Yellow Birch | 15          | Log/Pole   | 13                   |    | White Ash | 10 | Log/Pole | 13         |        | Red Maple   | 30      | Log/Pole    | 13 |          |    |  |  |  |  |  |             |   |      |    |  |  |  |  |  |           |   |      |   |  |  |  |  |  |             |   |          |   |  |  |  |  |  |           |    |      |   |    |  |  |  |  |
| Canopy Species  | % Cover                    | Size Class       | DBH   | Age       |                    |              |   |                |         |            |     |     |                    |         |             |      |              |              |      |          |    |       |              |             |            |                      |    |           |    |          |            |        |             |         |             |    |          |    |  |  |  |  |  |             |   |      |    |  |  |  |  |  |           |   |      |   |  |  |  |  |  |             |   |          |   |  |  |  |  |  |           |    |      |   |    |  |  |  |  |
| Hemlock   | 5                          | Log              | 16    |           |                    |              |   |                |         |            |     |     |                    |         |             |      |              |              |      |          |    |       |              |             |            |                      |    |           |    |          |            |        |             |         |             |    |          |    |  |  |  |  |  |             |   |      |    |  |  |  |  |  |           |   |      |   |  |  |  |  |  |             |   |          |   |  |  |  |  |  |           |    |      |   |    |  |  |  |  |
| Sugar Maple   | 40                         | Log/Pole         | 13    | 90        |                    |              |   |                |         |            |     |     |                    |         |             |      |              |              |      |          |    |       |              |             |            |                      |    |           |    |          |            |        |             |         |             |    |          |    |  |  |  |  |  |             |   |      |    |  |  |  |  |  |           |   |      |   |  |  |  |  |  |             |   |          |   |  |  |  |  |  |           |    |      |   |    |  |  |  |  |
| Yellow Birch  | 15                         | Log/Pole         | 13    |           |                    |              |   |                |         |            |     |     |                    |         |             |      |              |              |      |          |    |       |              |             |            |                      |    |           |    |          |            |        |             |         |             |    |          |    |  |  |  |  |  |             |   |      |    |  |  |  |  |  |           |   |      |   |  |  |  |  |  |             |   |          |   |  |  |  |  |  |           |    |      |   |    |  |  |  |  |
| White Ash   | 10                         | Log/Pole         | 13    |           |                    |              |   |                |         |            |     |     |                    |         |             |      |              |              |      |          |    |       |              |             |            |                      |    |           |    |          |            |        |             |         |             |    |          |    |  |  |  |  |  |             |   |      |    |  |  |  |  |  |           |   |      |   |  |  |  |  |  |             |   |          |   |  |  |  |  |  |           |    |      |   |    |  |  |  |  |
| Red Maple   | 30                         | Log/Pole         | 13    |           |                    |              |   |                |         |            |     |     |                    |         |             |      |              |              |      |          |    |       |              |             |            |                      |    |           |    |          |            |        |             |         |             |    |          |    |  |  |  |  |  |             |   |      |    |  |  |  |  |  |           |   |      |   |  |  |  |  |  |             |   |          |   |  |  |  |  |  |           |    |      |   |    |  |  |  |  |
| 63  | 500 - Water                | Nonstocked       | 10.6  |           | Unspecified        | No           |   |                |         |            |     |     |                    |         |             |      |              |              |      |          |    |       |              |             |            |                      |    |           |    |          |            |        |             |         |             |    |          |    |  |  |  |  |  |             |   |      |    |  |  |  |  |  |           |   |      |   |  |  |  |  |  |             |   |          |   |  |  |  |  |  |           |    |      |   |    |  |  |  |  |
| 64  | 4115 - Y.Birch, Hemlock NH | Sawtimber Well   | 49.9  | 90        | 111-140            | N/A          | Winter conditions didn't allow access to the stand. Stand data from 2014. |                |         |            |     |     |                    |         |             |      |              |              |      |          |    |       |              |             |            |                      |    |           |    |          |            |        |             |         |             |    |          |    |  |  |  |  |  |             |   |      |    |  |  |  |  |  |           |   |      |   |  |  |  |  |  |             |   |          |   |  |  |  |  |  |           |    |      |   |    |  |  |  |  |
| <table border="1"> <thead> <tr> <th>Canopy Species</th> <th>% Cover</th> <th>Size Class</th> <th>DBH</th> <th>Age</th> </tr> </thead> <tbody> <tr> <td>Red Maple</td> <td>30</td> <td>Log/Pole</td> <td>13</td> <td></td> </tr> <tr> <td>Yellow Birch</td> <td>15</td> <td>Log/Pole</td> <td>13</td> <td></td> </tr> <tr> <td>Hemlock</td> <td>5</td> <td>Log</td> <td>16</td> <td></td> </tr> <tr> <td>White Ash</td> <td>10</td> <td>Log/Pole</td> <td>12</td> <td></td> </tr> <tr> <td>Sugar Maple</td> <td>40</td> <td>Log/Pole</td> <td>12</td> <td>90</td> </tr> </tbody> </table>  |                            |                  |       |           |                    |              |   | Canopy Species | % Cover | Size Class | DBH | Age | Red Maple          | 30      | Log/Pole    | 13   |              | Yellow Birch | 15   | Log/Pole | 13 |       | Hemlock      | 5           | Log        | 16                   |    | White Ash | 10 | Log/Pole | 12         |        | Sugar Maple | 40      | Log/Pole    | 12 | 90       |    |  |  |  |  |  |             |   |      |    |  |  |  |  |  |           |   |      |   |  |  |  |  |  |             |   |          |   |  |  |  |  |  |           |    |      |   |    |  |  |  |  |
| Canopy Species  | % Cover                    | Size Class       | DBH   | Age       |                    |              |   |                |         |            |     |     |                    |         |             |      |              |              |      |          |    |       |              |             |            |                      |    |           |    |          |            |        |             |         |             |    |          |    |  |  |  |  |  |             |   |      |    |  |  |  |  |  |           |   |      |   |  |  |  |  |  |             |   |          |   |  |  |  |  |  |           |    |      |   |    |  |  |  |  |
| Red Maple   | 30                         | Log/Pole         | 13    |           |                    |              |   |                |         |            |     |     |                    |         |             |      |              |              |      |          |    |       |              |             |            |                      |    |           |    |          |            |        |             |         |             |    |          |    |  |  |  |  |  |             |   |      |    |  |  |  |  |  |           |   |      |   |  |  |  |  |  |             |   |          |   |  |  |  |  |  |           |    |      |   |    |  |  |  |  |
| Yellow Birch  | 15                         | Log/Pole         | 13    |           |                    |              |   |                |         |            |     |     |                    |         |             |      |              |              |      |          |    |       |              |             |            |                      |    |           |    |          |            |        |             |         |             |    |          |    |  |  |  |  |  |             |   |      |    |  |  |  |  |  |           |   |      |   |  |  |  |  |  |             |   |          |   |  |  |  |  |  |           |    |      |   |    |  |  |  |  |
| Hemlock   | 5                          | Log              | 16    |           |                    |              |   |                |         |            |     |     |                    |         |             |      |              |              |      |          |    |       |              |             |            |                      |    |           |    |          |            |        |             |         |             |    |          |    |  |  |  |  |  |             |   |      |    |  |  |  |  |  |           |   |      |   |  |  |  |  |  |             |   |          |   |  |  |  |  |  |           |    |      |   |    |  |  |  |  |
| White Ash   | 10                         | Log/Pole         | 12    |           |                    |              |   |                |         |            |     |     |                    |         |             |      |              |              |      |          |    |       |              |             |            |                      |    |           |    |          |            |        |             |         |             |    |          |    |  |  |  |  |  |             |   |      |    |  |  |  |  |  |           |   |      |   |  |  |  |  |  |             |   |          |   |  |  |  |  |  |           |    |      |   |    |  |  |  |  |
| Sugar Maple   | 40                         | Log/Pole         | 12    | 90        |                    |              |   |                |         |            |     |     |                    |         |             |      |              |              |      |          |    |       |              |             |            |                      |    |           |    |          |            |        |             |         |             |    |          |    |  |  |  |  |  |             |   |      |    |  |  |  |  |  |           |   |      |   |  |  |  |  |  |             |   |          |   |  |  |  |  |  |           |    |      |   |    |  |  |  |  |
| 65  | 500 - Water                | Nonstocked       | 7.7   |           | Unspecified        | No           |   |                |         |            |     |     |                    |         |             |      |              |              |      |          |    |       |              |             |            |                      |    |           |    |          |            |        |             |         |             |    |          |    |  |  |  |  |  |             |   |      |    |  |  |  |  |  |           |   |      |   |  |  |  |  |  |             |   |          |   |  |  |  |  |  |           |    |      |   |    |  |  |  |  |
| 66  | 6120 - Lowland Cedar       | Sawtimber Medium | 12.0  | 123       | 51-80              | N/A          | The largest diameter cedar is in the south half of the stand.             |                |         |            |     |     |                    |         |             |      |              |              |      |          |    |       |              |             |            |                      |    |           |    |          |            |        |             |         |             |    |          |    |  |  |  |  |  |             |   |      |    |  |  |  |  |  |           |   |      |   |  |  |  |  |  |             |   |          |   |  |  |  |  |  |           |    |      |   |    |  |  |  |  |
| <table border="1"> <thead> <tr> <th>Canopy Species</th> <th>% Cover</th> <th>Size Class</th> <th>DBH</th> <th>Age</th> <th>Sub-Canopy Species</th> <th>Density</th> <th>Avg. Height</th> <th>Size</th> </tr> </thead> <tbody> <tr> <td>Black Spruce</td> <td>5</td> <td>Pole</td> <td>9</td> <td></td> <td>Alder</td> <td>Medium</td> <td>5 - 10 feet</td> <td>Tall Shrub</td> </tr> <tr> <td>Northern White Cedar</td> <td>90</td> <td>Log/Pole</td> <td>12</td> <td>123</td> <td>Balsam Fir</td> <td>Medium</td> <td>&lt; 5 feet</td> <td>Sapling</td> </tr> <tr> <td>White Pine</td> <td>2</td> <td>Log/XLog</td> <td>16</td> <td></td> <td></td> <td></td> <td></td> <td></td> </tr> <tr> <td>Paper Birch</td> <td>3</td> <td>Pole</td> <td>9</td> <td></td> <td></td> <td></td> <td></td> <td></td> </tr> </tbody> </table>  |                            |                  |       |           |                    |              |   | Canopy Species | % Cover | Size Class | DBH | Age | Sub-Canopy Species | Density | Avg. Height | Size | Black Spruce | 5            | Pole | 9        |    | Alder | Medium       | 5 - 10 feet | Tall Shrub | Northern White Cedar | 90 | Log/Pole  | 12 | 123      | Balsam Fir | Medium | < 5 feet    | Sapling | White Pine  | 2  | Log/XLog | 16 |  |  |  |  |  | Paper Birch | 3 | Pole | 9  |  |  |  |  |  |           |   |      |   |  |  |  |  |  |             |   |          |   |  |  |  |  |  |           |    |      |   |    |  |  |  |  |
| Canopy Species  | % Cover                    | Size Class       | DBH   | Age       | Sub-Canopy Species | Density      | Avg. Height   | Size           |         |            |     |     |                    |         |             |      |              |              |      |          |    |       |              |             |            |                      |    |           |    |          |            |        |             |         |             |    |          |    |  |  |  |  |  |             |   |      |    |  |  |  |  |  |           |   |      |   |  |  |  |  |  |             |   |          |   |  |  |  |  |  |           |    |      |   |    |  |  |  |  |
| Black Spruce  | 5                          | Pole             | 9     |           | Alder              | Medium       | 5 - 10 feet   | Tall Shrub     |         |            |     |     |                    |         |             |      |              |              |      |          |    |       |              |             |            |                      |    |           |    |          |            |        |             |         |             |    |          |    |  |  |  |  |  |             |   |      |    |  |  |  |  |  |           |   |      |   |  |  |  |  |  |             |   |          |   |  |  |  |  |  |           |    |      |   |    |  |  |  |  |
| Northern White Cedar  | 90                         | Log/Pole         | 12    | 123       | Balsam Fir         | Medium       | < 5 feet  | Sapling        |         |            |     |     |                    |         |             |      |              |              |      |          |    |       |              |             |            |                      |    |           |    |          |            |        |             |         |             |    |          |    |  |  |  |  |  |             |   |      |    |  |  |  |  |  |           |   |      |   |  |  |  |  |  |             |   |          |   |  |  |  |  |  |           |    |      |   |    |  |  |  |  |
| White Pine  | 2                          | Log/XLog         | 16    |           |                    |              |   |                |         |            |     |     |                    |         |             |      |              |              |      |          |    |       |              |             |            |                      |    |           |    |          |            |        |             |         |             |    |          |    |  |  |  |  |  |             |   |      |    |  |  |  |  |  |           |   |      |   |  |  |  |  |  |             |   |          |   |  |  |  |  |  |           |    |      |   |    |  |  |  |  |
| Paper Birch   | 3                          | Pole             | 9     |           |                    |              |   |                |         |            |     |     |                    |         |             |      |              |              |      |          |    |       |              |             |            |                      |    |           |    |          |            |        |             |         |             |    |          |    |  |  |  |  |  |             |   |      |    |  |  |  |  |  |           |   |      |   |  |  |  |  |  |             |   |          |   |  |  |  |  |  |           |    |      |   |    |  |  |  |  |
| 67  | 500 - Water                | Nonstocked       | 0.9   |           | Unspecified        | No           |   |                |         |            |     |     |                    |         |             |      |              |              |      |          |    |       |              |             |            |                      |    |           |    |          |            |        |             |         |             |    |          |    |  |  |  |  |  |             |   |      |    |  |  |  |  |  |           |   |      |   |  |  |  |  |  |             |   |          |   |  |  |  |  |  |           |    |      |   |    |  |  |  |  |
| 68  | 6113 - Lowland Maple       | Poletimber Well  | 19.2  | 82        | 81-110             | N/A          | Winter conditions didn't allow access to the stand. Stand data from 2014. |                |         |            |     |     |                    |         |             |      |              |              |      |          |    |       |              |             |            |                      |    |           |    |          |            |        |             |         |             |    |          |    |  |  |  |  |  |             |   |      |    |  |  |  |  |  |           |   |      |   |  |  |  |  |  |             |   |          |   |  |  |  |  |  |           |    |      |   |    |  |  |  |  |
| <table border="1"> <thead> <tr> <th>Canopy Species</th> <th>% Cover</th> <th>Size Class</th> <th>DBH</th> <th>Age</th> <th>Sub-Canopy Species</th> <th>Density</th> <th>Avg. Height</th> <th>Size</th> </tr> </thead> <tbody> <tr> <td>Black Spruce</td> <td>5</td> <td>Pole</td> <td>7</td> <td></td> <td>Alder</td> <td>Medium</td> <td>5 - 10 feet</td> <td>Tall Shrub</td> </tr> <tr> <td>Tamarack</td> <td>5</td> <td>Pole</td> <td>7</td> <td></td> <td>Balsam Fir</td> <td>Medium</td> <td>Variable</td> <td>Sapling</td> </tr> <tr> <td>Paper Birch</td> <td>15</td> <td>Pole</td> <td>8</td> <td></td> <td></td> <td></td> <td></td> <td></td> </tr> <tr> <td>White Pine</td> <td>5</td> <td>Log</td> <td>16</td> <td></td> <td></td> <td></td> <td></td> <td></td> </tr> <tr> <td>White Ash</td> <td>5</td> <td>Pole</td> <td>6</td> <td></td> <td></td> <td></td> <td></td> <td></td> </tr> <tr> <td>Sugar Maple</td> <td>5</td> <td>Pole/Log</td> <td>9</td> <td></td> <td></td> <td></td> <td></td> <td></td> </tr> <tr> <td>Red Maple</td> <td>60</td> <td>Pole</td> <td>8</td> <td>82</td> <td></td> <td></td> <td></td> <td></td> </tr> </tbody> </table> |                            |                  |       |           |                    |              |   | Canopy Species | % Cover | Size Class | DBH | Age | Sub-Canopy Species | Density | Avg. Height | Size | Black Spruce | 5            | Pole | 7        |    | Alder | Medium       | 5 - 10 feet | Tall Shrub | Tamarack             | 5  | Pole      | 7  |          | Balsam Fir | Medium | Variable    | Sapling | Paper Birch | 15 | Pole     | 8  |  |  |  |  |  | White Pine  | 5 | Log  | 16 |  |  |  |  |  | White Ash | 5 | Pole | 6 |  |  |  |  |  | Sugar Maple | 5 | Pole/Log | 9 |  |  |  |  |  | Red Maple | 60 | Pole | 8 | 82 |  |  |  |  |
| Canopy Species  | % Cover                    | Size Class       | DBH   | Age       | Sub-Canopy Species | Density      | Avg. Height   | Size           |         |            |     |     |                    |         |             |      |              |              |      |          |    |       |              |             |            |                      |    |           |    |          |            |        |             |         |             |    |          |    |  |  |  |  |  |             |   |      |    |  |  |  |  |  |           |   |      |   |  |  |  |  |  |             |   |          |   |  |  |  |  |  |           |    |      |   |    |  |  |  |  |
| Black Spruce  | 5                          | Pole             | 7     |           | Alder              | Medium       | 5 - 10 feet   | Tall Shrub     |         |            |     |     |                    |         |             |      |              |              |      |          |    |       |              |             |            |                      |    |           |    |          |            |        |             |         |             |    |          |    |  |  |  |  |  |             |   |      |    |  |  |  |  |  |           |   |      |   |  |  |  |  |  |             |   |          |   |  |  |  |  |  |           |    |      |   |    |  |  |  |  |
| Tamarack  | 5                          | Pole             | 7     |           | Balsam Fir         | Medium       | Variable  | Sapling        |         |            |     |     |                    |         |             |      |              |              |      |          |    |       |              |             |            |                      |    |           |    |          |            |        |             |         |             |    |          |    |  |  |  |  |  |             |   |      |    |  |  |  |  |  |           |   |      |   |  |  |  |  |  |             |   |          |   |  |  |  |  |  |           |    |      |   |    |  |  |  |  |
| Paper Birch   | 15                         | Pole             | 8     |           |                    |              |   |                |         |            |     |     |                    |         |             |      |              |              |      |          |    |       |              |             |            |                      |    |           |    |          |            |        |             |         |             |    |          |    |  |  |  |  |  |             |   |      |    |  |  |  |  |  |           |   |      |   |  |  |  |  |  |             |   |          |   |  |  |  |  |  |           |    |      |   |    |  |  |  |  |
| White Pine  | 5                          | Log              | 16    |           |                    |              |   |                |         |            |     |     |                    |         |             |      |              |              |      |          |    |       |              |             |            |                      |    |           |    |          |            |        |             |         |             |    |          |    |  |  |  |  |  |             |   |      |    |  |  |  |  |  |           |   |      |   |  |  |  |  |  |             |   |          |   |  |  |  |  |  |           |    |      |   |    |  |  |  |  |
| White Ash   | 5                          | Pole             | 6     |           |                    |              |   |                |         |            |     |     |                    |         |             |      |              |              |      |          |    |       |              |             |            |                      |    |           |    |          |            |        |             |         |             |    |          |    |  |  |  |  |  |             |   |      |    |  |  |  |  |  |           |   |      |   |  |  |  |  |  |             |   |          |   |  |  |  |  |  |           |    |      |   |    |  |  |  |  |
| Sugar Maple   | 5                          | Pole/Log         | 9     |           |                    |              |   |                |         |            |     |     |                    |         |             |      |              |              |      |          |    |       |              |             |            |                      |    |           |    |          |            |        |             |         |             |    |          |    |  |  |  |  |  |             |   |      |    |  |  |  |  |  |           |   |      |   |  |  |  |  |  |             |   |          |   |  |  |  |  |  |           |    |      |   |    |  |  |  |  |
| Red Maple   | 60                         | Pole             | 8     | 82        |                    |              |   |                |         |            |     |     |                    |         |             |      |              |              |      |          |    |       |              |             |            |                      |    |           |    |          |            |        |             |         |             |    |          |    |  |  |  |  |  |             |   |      |    |  |  |  |  |  |           |   |      |   |  |  |  |  |  |             |   |          |   |  |  |  |  |  |           |    |      |   |    |  |  |  |  |



| Stand                 | Level 4 Cover Type  | Size Density   | Acres             | Stand Age | BA Range   | Managed Site | General Comments  |                           |                |                    |             |
|-----------------------|---------------------|----------------|-------------------|-----------|------------|--------------|---|---------------------------|----------------|--------------------|-------------|
| <b>69</b>             | 6122 - Black Spruce | Sapling Poor   | 9.9               | 22        | Immature   | N/A          | This is a new stand lined out from stand 36. It was cut at the same time in the winters from 1998-2001 but this area is much lower ground and has more black spruce regeneration than jack pine regeneration. |                           |                |                    |             |
| <b>Canopy Species</b> |                     | <b>% Cover</b> | <b>Size Class</b> |           | <b>DBH</b> | <b>Age</b>   |   | <b>Sub-Canopy Species</b> | <b>Density</b> | <b>Avg. Height</b> | <b>Size</b> |
| Black Spruce          |                     | 80             | Sapling           |           | 2          | 22           |   | Balsam Fir                | Trace          | < 5 feet           | Sapling     |
| Jack Pine             |                     | 20             | Sapling           |           | 2          |              |   |                           |                |                    |             |