







Gwinn Management Unit 2016 YOE Compartments

-  Highway
-  2016 Compartments
-  Gwinn
-  Town Range
-  Lakes and Rivers
-  County

State Forest Management Areas are indicated by uniquely colored areas and labels

