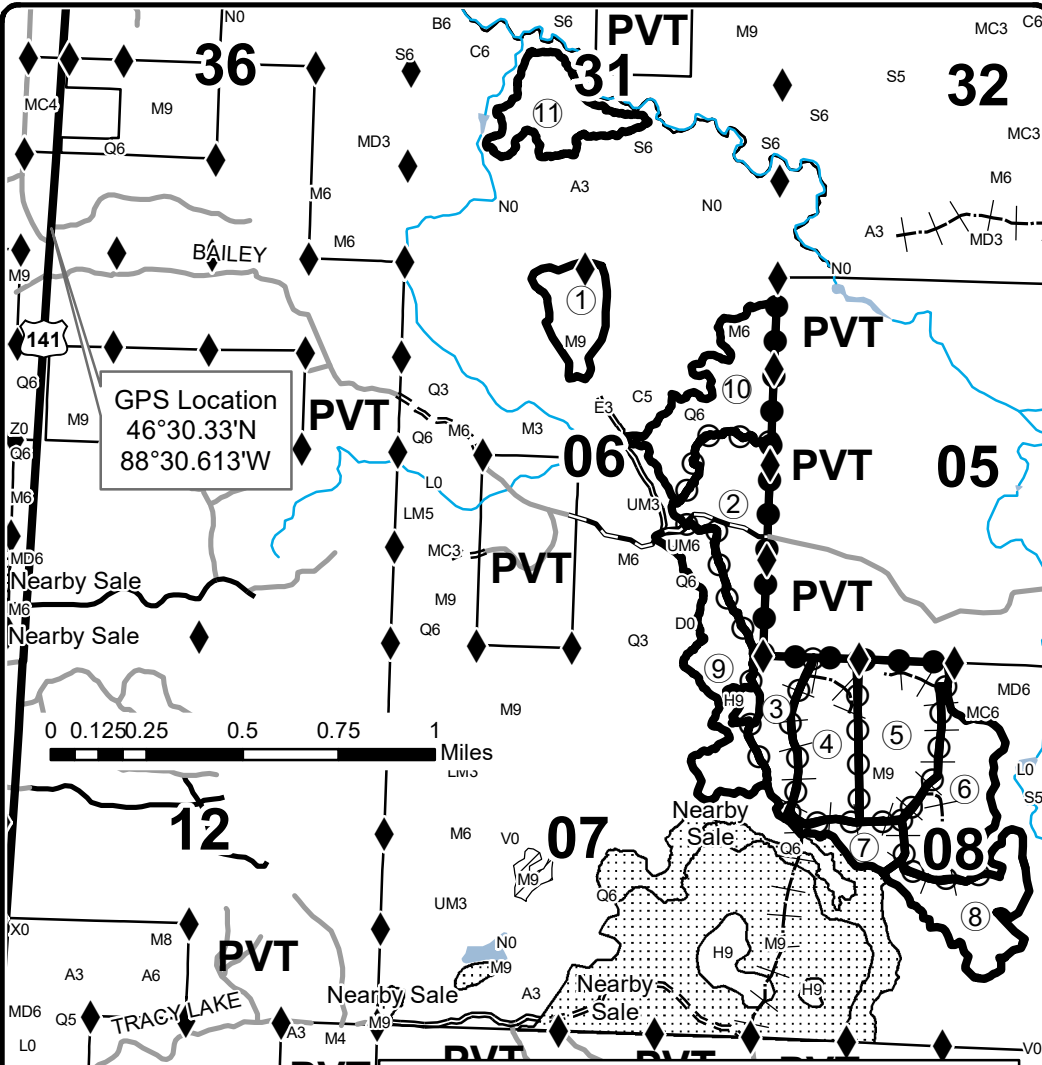




# TIMBER SALE MAP

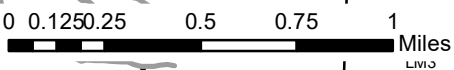
This information provided by authority of Part 525, 1994 PA 451, as amended.

Forest Management Unit <b>Baraga</b>		County <b>Baraga</b>	Mapped By <b>Carlson</b>	Date <b>7/18/2023</b>	Page <b>1</b>	of <b>1</b>
Township <b>47 &amp; 48N</b>	Range <b>33W</b>	Section(s) and Subdivision(s) <b>See Map</b>			Scale <b>1:31,680</b>	
<b>Cover Type</b>				<b>Density</b>		
A = Aspen	H = Hemlock	N = Marsh	U = Upland Brush	0 = Non Stocked	5 = Pole Timber Medium	
B = Paper Birch	J = Jack Pine	O = Oak	UM = Upland Mixed	1 = Seedling Sapling Poor	6 = Pole Timber Well	
C = Cedar	L = Lowland Brush	P = Lowland Poplar	V = Bog or Marsh	2 = Seedling Sapling Medium	7 = Saw Timber Poor	
D = Treed Bog	LM = Lowland Mixed	Q = Mixed Swamp Conifer	W = White Pine	3 = Seedling Sapling Well	8 = Saw Timber Medium	
E = Swamp Hdwoods	M = Mpl, Bch, Brch	R = Red Pine	X = Non Stocked	4 = Pole Timber Poor	9 = Saw Timber Well	
F = Spruce Fir	MC = Mixed Conifer	S = Black Spruce	Z = Water			
G = Grass	MD = Mixed Deciduous	T = Tamarack				

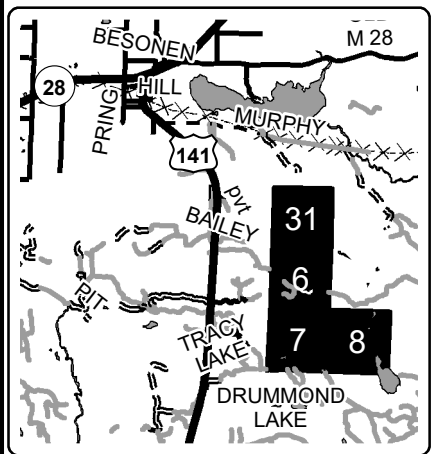


### Legend

- ◆ Survey Corners
- Highways
- Primary Forest Road
- Secondary Forest Road
- Forest Access Route
- Paved Road
- Private
- + Temporary Management Access
- Perennial River
- Lakes and Rivers
- Against State (Red)
- Payment Unit (Red)
- Private Line (Blue)



Locator Map  
1:200,000



Flebbra Hardwoods												
Baraga County, Compartment 11025												
UNIT	1	2	3	4	5	6	7	8	9	10	11	TOTALS
ACRES	24.2	51.3	25.6	43.4	53.7	50	14.9	40.6	50.1	52.7	34.7	441.2
Sawlogs MBF												
Black Cherry	0	1	1	1	1	1	0	1	0	0	0	5.4
Paper Birch	0.0	0.0	0.0	0.0	0.0	0.0	0.0	0.0	0.0	6.7	0.0	6.7
Red Maple	4.4	7.9	4.0	6.7	8.3	7.7	2.3	6.3	14.1	12.4	0.0	74.1
Red Oak	0.0	1.0	0.5	0.8	1.0	1.0	0.3	0.8	0.0	0.0	0.0	5.4
Sugar Maple	4.1	23.1	11.5	19.5	24.2	22.5	6.7	18.3	0.0	0.0	0.0	129.9
Yellow Birch	0.8	0.9	0.4	0.7	0.9	0.9	0.3	0.7	10.1	1.7	0.0	17.4
<b>TOTAL</b>	<b>9.3</b>	<b>33.9</b>	<b>16.9</b>	<b>28.5</b>	<b>35.4</b>	<b>33.1</b>	<b>9.9</b>	<b>26.9</b>	<b>24.2</b>	<b>20.8</b>	<b>0.0</b>	<b>233.5</b>
Pulpwood CORDS												
Balsam Fir	0	4	2	3	4	4	1	3	120	34	0	175
Mixed Aspen	0	0	0	0	0	0	0	0	10	8	0	18
Mixed Hardwood	109	331	165	280	345	323	97	262	610	631	9	3162
Mixed Spruce	3	1	1	1	2	1	0	1	214	189	346	759
Paper Birch	0	0	0	0	0	0	0	0	0	218	6	224
Tamarack	0	0	0	0	0	0	0	0	0	0	275	275
<b>TOTAL</b>	<b>112</b>	<b>336</b>	<b>168</b>	<b>284</b>	<b>351</b>	<b>328</b>	<b>98</b>	<b>266</b>	<b>954</b>	<b>1080</b>	<b>636</b>	<b>4613</b>

