



STATE OF MICHIGAN DEPARTMENT OF NATURAL RESOURCES

FR02

September 2014

Fisheries of Saginaw Bay, Lake Huron 1986–2010

David G. Fielder, Tracy L. Kolb, Thomas M. Goniea,
Donna L. Wesander, and Kathrin S. Schrouder



Suggested Citation Format

Fielder, D. G., T. L. Kolb, T. M. Goniea, D. L. Wesander, and K. S. Schrouder 2014. Fisheries of Saginaw Bay, Lake Huron 1986–2010. Michigan Department of Natural Resources, Fisheries Report 02, Lansing.

MICHIGAN DEPARTMENT OF NATURAL RESOURCES (DNR) MISSION STATEMENT

"The Michigan Department of Natural Resources is committed to the conservation, protection, management, use and enjoyment of the state's natural and cultural resources for current and future generations."

NATURAL RESOURCES COMMISSION (NRC) STATEMENT

The Natural Resources Commission, as the governing body for the Michigan Department of Natural Resources, provides a strategic framework for the DNR to effectively manage your resources. The NRC holds monthly, public meetings throughout Michigan, working closely with its constituencies in establishing and improving natural resources management policy.

MICHIGAN DEPARTMENT OF NATURAL RESOURCES NON DISCRIMINATION STATEMENT

The Michigan Department of Natural Resources (MDNR) provides equal opportunities for employment and access to Michigan's natural resources. Both State and Federal laws prohibit discrimination on the basis of race, color, national origin, religion, disability, age, sex, height, weight or marital status under the Civil Rights Acts of 1964 as amended (MI PA 453 and MI PA 220, Title V of the Rehabilitation Act of 1973 as amended, and the Americans with Disabilities Act). If you believe that you have been discriminated against in any program, activity, or facility, or if you desire additional information, please write:

HUMAN RESOURCES
MICHIGAN DEPARTMENT OF NATURAL RESOURCES
PO BOX 30028
LANSING MI 48909-7528

or MICHIGAN DEPARTMENT OF CIVIL RIGHTS
CADILLAC PLACE
3054 W. GRAND BLVD., SUITE 3-600
DETROIT MI 48202

or OFFICE FOR DIVERSITY AND CIVIL RIGHTS
US FISH AND WILDLIFE SERVICE
4040 NORTH FAIRFAX DRIVE
ARLINGTON VA 22203

For information or assistance on this publication, contact:

MICHIGAN DEPARTMENT OF NATURAL RESOURCES,
Fisheries Division
PO BOX 30446
LANSING, MI 48909
517-373-1280

TTY/TDD: 711 (Michigan Relay Center)

This information is available in alternative formats.



Fisheries of Saginaw Bay, Lake Huron 1986–2010

David G. Fielder

*Michigan Department of Natural Resources, Alpena Fisheries Research Station,
160 East Fletcher, Alpena, Michigan 49707-2344*

Tracy L. Kolb and Thomas M. Goniea

*Michigan Department of Natural Resources, Fisheries Division,
525 West Allegan Street, P.O. Box 30028, Lansing, Michigan 48909-7528*

Donna L. Wesander

*Michigan Department of Natural Resources, Charlevoix Fisheries Research Station,
96 Grant Street, Charlevoix, Michigan 49720*

Kathrin S. Schrouder

*Michigan Department of Natural Resources, Southern Lake Huron Management Unit,
3580 State Park Drive, Bay City, Michigan 49706*

Abstract.—Saginaw Bay, Lake Huron supports both recreational and commercial fisheries. The recreational component is composed of sport anglers and a charter industry. The commercial fishery is a state-licensed fishery (mostly trap nets) and a baitfish harvest industry (mostly seining). Walleye and Yellow Perch are the primary target of the recreational fisheries while Yellow Perch and Lake Whitefish are the primary target of the commercial fishery. Emerald and Spottail shiners along with juvenile suckers are the primary target of the bait harvest industry. From 1986 to 2010, annual recreational Walleye harvest (numbers, sport and charter combined) ranged from a low of 49,878 to a high of 317,050, fueled in recent years by recovery of a naturally reproducing Walleye population. During the same period, recreational harvest in numbers of Yellow Perch declined from a high of 5,610,835 to 195,886. Similarly, the commercial yield of Yellow Perch is estimated to have declined from a high of 120,863 kg to a low of 17,230 kg. Commercial yield of Lake Whitefish has been greater in recent years, ranging from a low of 188,713 kg to a high of 666,218 kg. In addition, the commercial fishery results in bycatch mortality of Walleye and Lake Trout amounting to 21,500 Walleyes between May and August in 2010. Only three years of bait harvest reporting are available but that industry's annual harvest has been as high as 60,627 liters. In all, it is estimated that the collective fisheries of Saginaw Bay may annually harvest as many as 22 million fish.

Introduction

Accurate measures of the magnitude of extractions are fundamental to the management of any fishery. Such measures or estimates are indicators of effects of management efforts and gauges of system stressors. They signal changes in abundance and species composition, are gauges of effects of invasive species, and are integral components of quantitative fishery assessment and subsequent

modeling efforts. Statistics representing fisheries can come in the form of direct reporting or through estimation procedures. The form they take often depends on the type of fishery (e.g. commercial vs. recreational). Such is the case with Saginaw Bay, a productive region of Lake Huron, where a large variety of extractions take place, spanning many species.

Saginaw Bay's fish community and fisheries have experienced enormous change since record keeping began in the late 1800s. The early Saginaw Bay fishery was characterized by unbridled commercial exploitation. The fishery greatly expanded from 1912 to 1940, accounting for 28% of all the commercial yield of Lake Huron (Baldwin and Saalfeld 1962). Saginaw Bay produced the second largest Walleye (See Appendix A for a listing of all the common and scientific names of fishes mentioned in this report) fishery in the Great Lakes (Schneider and Leach 1977). The commercial yield of many species was largely sustained until the mid-1940s but vacillated, likely reflecting periods of overfishing and recovery. Historically important commercially extracted species included Lake Trout, Lake Whitefish, Cisco, Walleye, Yellow Perch, Common Carp, sucker spp., catfish spp., and others (Hile and Buettner 1959).

From the mid-1940s through the early 1970s, Saginaw Bay was in a highly degraded state. The decline of the fishery was probably fueled more by degradation of habitat and water quality than by overexploitation (Schneider 1977; Schneider and Leach 1979). Moreover, simultaneous with habitat degradation, was the full establishment of several nonnative species including alewives (Eshenroder and Burnham-Curtis 1999). Suckers and Common Carp also increased (Hile and Buettner 1959). Yellow Perch remained as the only commercially marketable population during this time period. Coinciding with these fishery declines in the bay, sea lamprey became established in Lake Huron, further decimating a variety of fish populations (Leach et al. 1999). The commercial fishery for Walleye was formally closed in 1970 but had not been viable for at least two decades prior to that.

By 1961, commercial fishing activity in Lake Huron was increasingly concentrated in Saginaw Bay and focused primarily on Yellow Perch, Lake Whitefish, Channel Catfish, and some rough fish species (Baldwin and Saalfeld 1962). In 1968, the Michigan Department of Natural Resources (DNR) used newly-granted statutory authority to institute a "limited entry" policy which effectively capped the number of licenses to those fishing operations the Department considered "full time" over the previous three years. The policy prevented new entries unless the interested party could find a current licensee willing to sell their share in the fishery. While allowing the Department to limit the number of licenses in the fishery, the same statute also protected any license that had been deemed a full-time fishery in 1968 from further attempts to restrict the total number of licenses in the future. Limited entry had an immediate effect on effort and harvest. By 1971, only 58 commercial fishing licenses were issued for Lake Huron (down from 318 licensees just a decade before) with 47 in inner Saginaw Bay. The combined harvest was trimmed to 1,276,863 kg from 3,137,952 kg a decade before, with Lake Whitefish, Yellow Perch, Channel Catfish, and Common Carp constituting 90% of the total.

The 1970s to 2004 was a period of slow recovery. It began with the passage and implementation of the Clean Water Act and the Great Lakes Water Quality Agreement of the early 1970s. The DNR initiated a program of Walleye fingerling stocking with the goal of reestablishing a viable predator population and fishery (Keller et al. 1987). By the early 1980s, a substantial recreational fishery had developed for Walleye. Management emphasis for the recovering Walleye population was focused entirely on developing the recreational fishery, as the commercial Walleye fishery remained closed. By 1981, the number of Lake Huron commercial fishery licenses had decreased to 36, with nearly all of the reduction attributed to Saginaw Bay. Even with this substantial decrease in licenses issued, because of improvements in commercial gear, total harvest remained constant at about 1,179,340 kg with whitefish, Yellow Perch, Channel Catfish, and Common Carp still constituting about 90% of the total.

Recreational fisheries management focused on harvest regulation using length and daily possession limits and, in the case of Walleye, a closed season in spawning tributaries. For most of the reporting

period (1986–2010), recreational harvest of Walleye was limited to those at least 381 mm in total length, intended to allow for maturity before harvest. The commercial take of Yellow Perch was also subject to a minimum length limit of 216 mm, intended to ensure ample sport opportunity before commercial harvest. There was no length limit on Yellow Perch for the recreational fishery. Besides the commercial and recreational fisheries, other extractions included a state-licensed commercial bait harvest industry that used public waters. Saginaw Bay was, and remains, a popular location for the bait seining industry.

Profound change came to Saginaw Bay once more in the early 2000s when alewives collapsed and disappeared from most of Lake Huron (Bence et al. 2008). Alewives used Saginaw Bay as an important spawning and nursery grounds (Fielder and Thomas 2006), and it has long been hypothesized that alewives were undermining Percid reproductive success via predation on and competition with newly hatched Walleye and Yellow Perch fry (Fielder and Baker 2004). With release from those deleterious effects, Walleye and Yellow Perch reproductive success surged in Saginaw Bay in 2003 and remained strong through 2010 (Fielder and Thomas 2006; Fielder et al. 2007). Subsequent numbers of harvestable (legal sized) Walleyes greatly increased and fueled increases in harvest, allowing fishery managers to discontinue Walleye stocking in 2006. In contrast, improved reproductive success by Yellow Perch has failed to increase adult abundance (Fielder and Thomas 2006).

The DNR has maintained various forms of fish harvest monitoring over the years, with fairly consistent methods since the mid-1980s. Generally, monitoring has included creel survey estimation for the recreational fishery. The first such survey was in 1983 (Ryckman 1986) but was not more consistently maintained until 1986. Monitoring in the form of direct reporting by the commercial, bait and charter boat industries also became more standardized in the mid-1980s. These data exist in a variety of databases and have been widely used, but access has not always been convenient, nor has there ever been a holistic examination of collective extraction from Saginaw Bay. The objective of this report is to conveniently summarize the best and most current estimates and reporting totals for the various fisheries, archiving them and avail them to researchers and managers in one location. An additional objective of this report is to relate trends in the fishery to those documented in other surveys so as to improve our understanding of the recent profound changes in the fish community. The scope of this analysis and summary is limited to Saginaw Bay (Figure 1) and portions of the Saginaw and Tittabawassee Rivers which are tributaries and can seasonally experience considerable fishing activity targeting bay fish. The reported harvest includes both the inner and outer regions of Saginaw Bay, delineated by a line between Pt. Lookout and Sand Pt. with the bay itself defined as the area from the mouth of the Saginaw River to a line between Au Sable Pt. to Port Austin.

Methods

Recreational Fishery

Creel survey

Creel survey estimation in Saginaw Bay followed the estimation procedures described by Su and Clapp (2013). The recreational fishery in the bay was surveyed separately for the open-water period (April–October) and winter (ice) fisheries (January–March) (Table 1). Surveys were normally conducted by four clerks. Each clerk covered two areas which were subdivided into multiple sites (Table 1; Figure 1). The surveys were based on a stratified design using three-stage sampling (i.e., days, shifts, and count times) within strata. Strata included site fished by month, by day-type (weekday-weekend/holiday), and by mode (method) of fishing. Catch and effort estimates are made for each stratum and then combined to give monthly and seasonal estimates.

Table 1.–Saginaw Bay creel survey locations by year. Open water months were April–October and winter months were January–March.

Survey location	Site	Year												
		1986	1987	1988	1989	1991	1992	1993	1994	1995	1996	1997	1998	
Open water creel survey locations														
Port Austin	236	X	X	X	X	X	X	X	X	X	X	X	X	X
Tawas	250	X	X	X	X	X	X	X	X	X	X	X	X	X
AuGres	255	X	X	X	X	X	X	X	X	X	X	X	X	X
Saganing Creek to Sag. R.	260	X	X	X	X	X	X	X	X	X	X	X	X	X
Saginaw R. to Quanicassee	356	X	X	X	X	X	X	X	X	X	X	X	X	X
Quanicassee to Sebewaing	278	X	X	X	X	X	X	X	X	X	X	X	X	X
Sebewaing to Sand Point	288	X	X	X	X	X	X	X	X	X	X	X	X	X
Sand Point to Port Austin	236	X	X	X	X	X	X	X	X	X	X	X	X	X
Caseville	290	X	X	X	X	X ^b	X ^b	X ^b	X ^b	X ^b	X ^b	X ^b	X ^b	X ^b
Saginaw River	355	X	X	X										
Tittabawassee River ^a	401													
Winter creel survey														
Port Austin	236	X	X	X	X	X	X	X	X	X	X	X	X	X
Saginaw R. to Quanicassee	356	X	X	X	X	X	X	X	X	X	X	X	X	X
Tawas	250	X	X	X		X	X	X	X	X	X	X	X	X
Au Gres	255	X	X	X	X	X	X	X	X	X	X	X	X	X
Saganing Creek to Sag. R.	260	X	X	X	X	X	X	X	X	X	X	X	X	X
Quanicassee to Sebewaing	278	X	X	X	X	X	X	X	X	X	X	X	X	X
Sebewaing to Sand Point	288	X	X	X	X	X	X	X	X	X	X	X	X	X
Caseville	290	X	X	X	X	X	X	X	X	X	X	X	X	X
Saginaw River	355													
Tittabawassee River	401													

^a March, April and May

^b Added in 2004, but was included with site 236 from 1990–2003.

Table 1.–Extended.

Survey location	Site	Year											
		1999	2000	2001	2002	2003	2004	2005	2006	2007	2008	2009	2010
Open water creel survey locations													
Port Austin	236	X	X	X	X	X	X	X	X	X	X	X	X
Tawas	250	X	X	X	X	X	X	X	X	X	X	X	X
AuGres	255	X	X	X	X	X	X	X	X	X	X	X	X
Saganing Creek to Sag. R.	260	X	X	X	X	X	X	X	X	X	X	X	X
Saginaw R. to Quanicassee	356	X	X	X	X	X	X	X	X	X	X	X	X
Quanicassee to Sebewaing	278	X	X	X	X	X	X	X	X	X	X	X	X
Sebewaing to Sand Point	288	X	X	X	X	X	X	X	X	X	X	X	X
Sand Point to Port Austin	236	X	X	X	X	X	X	X	X	X	X	X	X
Caseville	290	X ^b	X ^b	X ^b	X ^b	X ^b	X ^b	X ^b	X ^b	X ^b	X ^b	X ^b	X ^b
Saginaw River	355	X	X	X	X	X	X	X	X	X	X	X	X
Tittabawassee River ^a	401	X	X	X	X	X	X	X	X	X	X	X	X
Winter creel survey													
Port Austin	236	X	X	X	X	X	X	X	X	X	X	X	X
Saginaw R. to Quanicassee	356	X	X	X	X	X	X	X	X	X	X	X	X
Tawas	250	X	X	X	X	X	X	X	X	X	X	X	X
Au Gres	255	X	X	X	X	X	X	X	X	X	X	X	X
Saganing Creek to Sag. R.	260	X	X	X	X	X	X	X	X	X	X	X	X
Quanicassee to Sebewaing	278	X	X	X	X	X	X	X	X	X	X	X	X
Sebewaing to Sand Point	288	X	X	X	X	X	X	X	X	X	X	X	X
Caseville	290	X	X	X	X	X	X	X	X	X	X	X	X
Saginaw River	355	X	X	X	X	X	X	X	X	X	X	X	X
Tittabawassee River	401	X	X	X	X	X	X	X	X	X	X	X	X

^a March, April and May

^b Added in 2004, but was included with site 236 from 1990–2003.

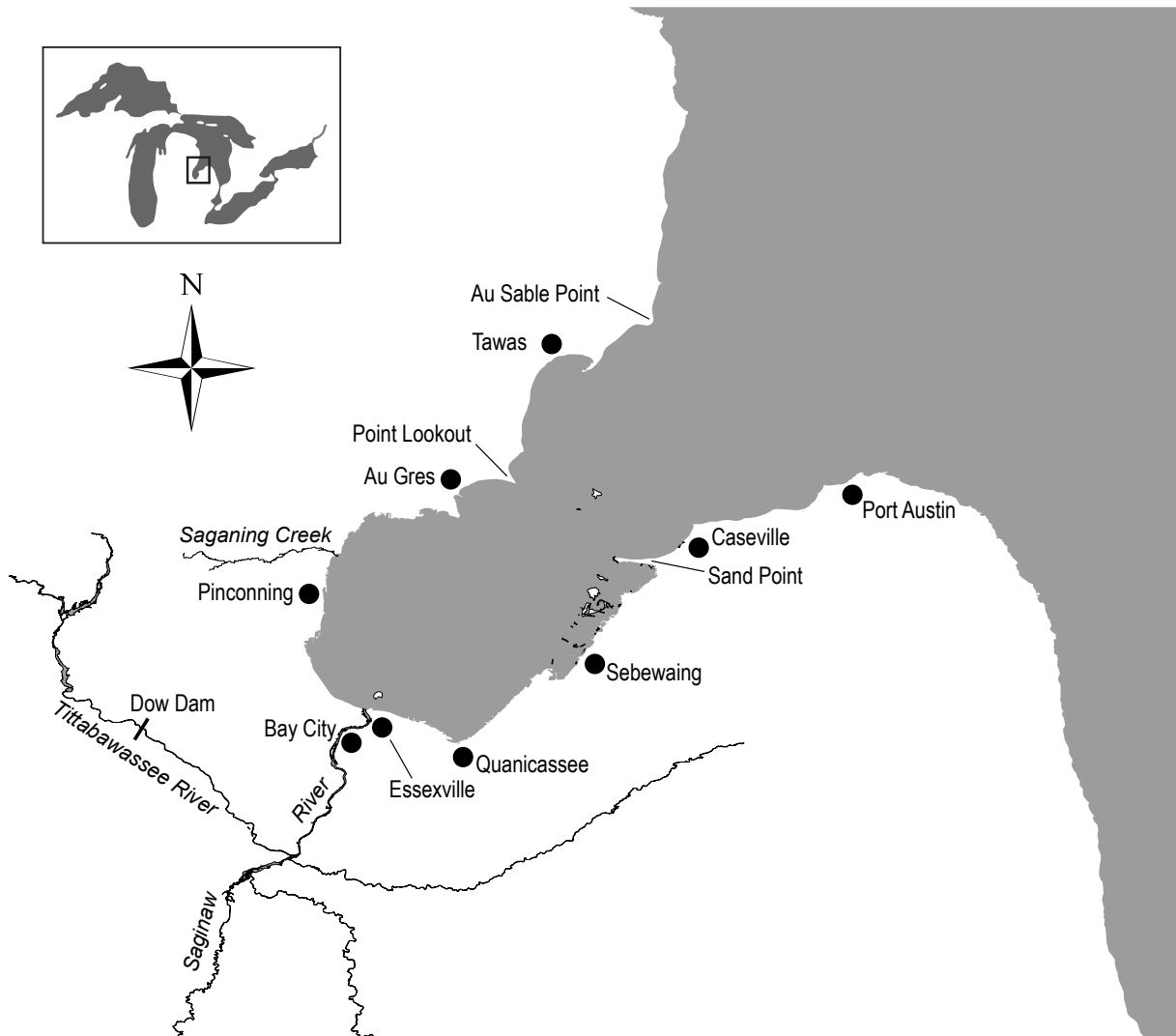


Figure 1.– Saginaw Bay, Lake Huron.

Both weekend days and three randomly selected weekdays were sampled each week. The entire angling day from dawn to dusk was covered each month surveyed. This was accomplished by breaking each day into two 8-hour work shifts, then randomly selecting one shift to be worked. The first shift began at daylight and ended in the afternoon; the second shift began in mid-morning and ended at sunset. Monthly shift start and end times could vary due to varying length of daylight among months. The interview area was also randomly selected for each day. The clerks were instructed to interview all anglers or angling parties they encountered. An angler party was defined as one or more anglers who fished together.

The clerk interviewed each angling party or individual angler that returned to the access site during the scheduled shift. The number of interviews varied as a product of the amount of fishing effort taking place during each shift and by location. Angler party interview data were originally recorded on a Scantron® bubble form until 2003. After 2003 clerks recorded data using a portable electronic device (PDA). Interview data were reviewed throughout the field season by the Statewide Angler Survey Program staff. The software used for data entry employed range checks on various data fields for each interview record that was keyed.

Date, time, and location (site numbers where both the fishing and the interview took place) were recorded for all interviews. If a boater did not fish, that was recorded on the form as a non-fishing party and the interview was ended. If fishing did take place, anglers were queried as to their mode of fishing (i.e., boat, shore, pier, open ice, or shanty ice), where they fished, how long they fished, what species were targeted, the numbers (by species) of fish they caught and numbers kept, and the number of fishing trips they made or intended to make that day. Additional data were collected for one member of each party such as age and gender, zip code or county of residence, and the angling method used (e.g., casting, still fishing, trolling). The Statewide Angler Survey Program began tracking number of fish released by anglers in 1997. Numbers released is beyond the scope of this report and are not reported here. While hooking mortality on released fish is an additional source of mortality it was not estimated or included in this report as an additional form of extraction.

Fishing effort was determined through instantaneous counts of boats and shore anglers made from airplanes. Local flight service companies were contracted to make the aerial counts. Five flights were made each surveyed week at randomly selected starting times. All counts were recorded on count data forms by contract pilots. The proportion of boaters interviewed by creel clerks, who indicated they were not fishing, was used to adjust the aerial counts for non-fishing effort. Effort estimates were made for each site by month. Three measures of fishing effort were calculated: angler hours, angler trips and angler days. An angler trip was one completed fishing excursion. An angler day was composed of one or more fishing excursions during a 24-hour period.

Harvest estimates were made for each site by month for all fish species observed in the harvest by creel clerks. Standard mathematical formulas for creel survey (Lockwood et al. 1999; Su and Clapp 2013) were used to calculate all estimates. Uncertainty estimates for all catch and effort estimates in this report are defined as two standard errors of their mean (2 times the square root of the variance divided by the sample size for an estimate).

Harvest and effort estimates can be used to generate harvest rates. The rates presented in this report were generated over all the angling effort that occurred in the bay or port. Often anglers will target a specific species and their targeted harvest rate is usually greater (sometimes substantially greater) than those reported here (based on total effort). An angler's target species was part of the creel survey interview, and targeted harvest rates can be generated from the statewide creel database, but are not included here. However, trends in proportions of parties targeting Yellow Perch and Walleye are reported.

Creel clerks also collect biological data from harvested Walleye and Yellow Perch encountered during on-site interviews. Biological data collected included total length and weight. Dorsal fin spines or rays were also collected for age determination since about 2009 and scales before then. Spines became the preferred structure because they provide the best combination of ease of collection in the field and accuracy and precision of age estimates (Clark et al. 2004). Monthly target sample sizes for age analysis were based on a minimum number needed to provide a reasonable representation of the age structure of the harvest each month, balanced with the logistical feasibility of the creel clerk to collect biological data samples without negatively affecting angler interview numbers. All samples were sectioned using a table-mounted Dremel® rotary cutting tool. Sections approximately 0.5 mm thick are cut as close to the proximal end of the spine or ray as possible. Sections were examined at 40x–80x with transmitted light, and in more recent years were photographed with a digital camera. Each digital image was archived for multiple reads. Scales were aged (before 2009) by either by first embossing on acetate or examined directly under a glass slide on a microfiche projector.

Charter reporting

Reporting of sport harvest and fishing effort by the charter fishing industry in Michigan is required under Public Act 451 (Part 445) of 1994. The law stipulates that charter operators keep an up-to-date

daily log of their fishing activity onboard their vessel at all times. Charter operators were identified from (1) a list of operators who submitted catch reports the previous year, (2) review of DNR Law Enforcement Division's list of individuals who applied for and received a certificate of inspection for a fishing vessel, and (3) review of the list of individuals who applied for and received a Sport Trolling License.

Monthly charter fishing activity was reported using the Michigan Charter Boat Daily Catch Report form (MDNR form PR8206), since 1990. Minor revisions have been made to the form over the years. Online charter reporting became available for use in 2008; it was an option for charter operators to use, but was not mandatory. Both methods of reporting required the following information:

- a DNR assigned reporting identification number for each boat;
- lake fished;
- date fished;
- port of origin;
- 10' x 10' coordinate grid where a majority of the fishing occurred on that excursion;
- hours fished (dock to dock);
- total number of anglers (resident + nonresident anglers);
- harvest (by number) of major species;
- target fish species or fish group;
- number of sea lamprey seen attached to Chinook Salmon or Lake Trout; and
- space for comments and observations.

For those chartering in the Tittabawassee or Saginaw Rivers, river fished was used in lieu of lake fished, and grid fished was omitted.

Charter operators were required by Public Act 451 of 1994 to submit the compiled monthly report to the DNR by the tenth of each month following the month of fishing. The majority of charter businesses operated from late spring to early fall. DNR personnel organized and reviewed forms as they were received. Incomplete forms were returned to the charter operator for completion. If a report was not received for a given month, it was assumed an operator was delinquent, because one cannot distinguish those operators who did not fish from those who failed to submit a report. For months June through November, the agency issued postcard notices to charter operators who did not file a catch report from the previous month. Late in the year, those operators who did not file reports for one or more months during the period April through October were sent a final request to submit their reports. Further nonreporting after that contact was taken to mean no fishing activity occurred for that operator.

The monthly charter data were entered into a database and summarized annually to describe port-specific and baywide trends in fishing effort (angler hours, angler trips, and charter excursions), harvest, and harvest rates of major sport fish. The data tables in this report (1990–2010) include total harvest per species and total fishing effort (regardless of species targeted during the excursion). Charter based harvest was included in the creel survey estimation prior to 1990.

Commercial reporting

The state-licensed commercial fishing industry was required to report their catch every month on either a paper form created and provided by the DNR or through a secure state-run online reporting system. These monthly reports were due for every license regardless of whether any fishing or harvest occurred and any license holder failing to report was subject to prosecution under Public Act 451 of 1994. The reports include descriptions of species caught by weight and by fishing location (grid), as well as the types of gear used and a description of the amount of fishing effort employed with that gear. Commercial gear was not standardized across the industry and effort was not typically expressed in individual lifts. Consequently commercial summaries in this report are primarily limited to yield and not summarized as any basis of effort. Many of the reports also provided a description of the price

the fisher received per pound for the species sold. Biological data on the Lake Whitefish commercial harvest is periodically obtained from some operations to facilitate stock assessment needs for Lake Huron but are not summarized here. No biological data is collected from other species commercially harvested.

Bait harvest reporting

Persons harvesting bait for commercial purposes in Michigan were required to be licensed by the DNR. Licensees are required to report annually on the total take in volume by species or approximate taxonomic groups that reflect commercial use. The bait harvest industry primarily targets three species of fish for harvest from the wild: Emerald Shiners (known in the industry as “blues”), Spottail Shiners (known as “grays”), and suckers (typically juvenile White Suckers), as well as various other minnow species. Reporting was done by county and water body. Although reporting has been legally required under Public Act 451 of 1994, compliance was largely voluntary as enforcement is difficult. Enforcement instead has focused on the requirements prohibiting the harvest, transport and sale of juvenile game species (sometimes collected as bycatch) and exotic species such as Round Goby and others. It is estimated that prior to 2007, reporting compliance was poor in most years. Since then, renewed efforts at communication have resulted in greater compliance. For this reason, bait harvest is summarized only for the years 2008–2010 but should give the reader a sense for the magnitude and diversity of bait fishes being taken from Saginaw Bay by this industry. Almost all commercial bait harvest was by beach seine.

Results

Recreational Fishery

Since 1986, 16 species have been the primary focus of recreational harvest (Table 2; Appendix B). Other species are harvested as well but were generally a minor component of the fishery at any one time. Walleye and Yellow Perch were by far the most harvested species in all years, reflecting their abundance and recreational popularity. There were some coldwater species reported as part of the Saginaw Bay fishery including Chinook Salmon, Lake Trout, Coho Salmon, and Brown Trout. However, harvest of most coldwater species are from the outermost ports (Tawas and Port Austin, Appendix B). They are uncommon in the harvest from the inner-bay ports. Brown Trout have been stocked periodically at Tawas Bay as part of a put-grow-take fishery. Most of the Brown Trout harvested from Saginaw Bay are believed to stem from those plants.

Walleye harvest has increased since 2005 (Table 2; Figure 2) and is attributed to food web changes in Lake Huron that favor Walleye reproductive success. During the same time period, Yellow Perch recreational harvest has declined to its lowest levels (Table 2; Figure 2). The decline of Yellow Perch harvest is particularly evident in outer bay ports like Tawas (Appendix B). The harvest of some species may not reflect the magnitude of their fisheries due to the practice of catch-and-release by the anglers pursuing them. This practice is particularly prevalent for Smallmouth and Largemouth bass anglers.

Angler effort peaked in 1987 at 2,867,994 hours and has declined since then, reaching a low of less than 1,000,000 hours in 2006 (Figure 3). This is in spite of the increase in availability of Walleye. Saginaw Bay constitutes a substantial proportion of Lake Huron’s (Michigan waters) annual recreational fishing effort and has accounted for the majority of effort since 2003 (Figure 4). Anglers reported targeting Yellow Perch more often than Walleye until 2002 when Walleye became the most targeted species (Figure 5). Between 1997 and 2010, out-of-state anglers averaged just 0.7% of all anglers by number with little trend over time.

Table 2.—Estimated harvest, and effort (angler hours, trips and days) for Saginaw Bay (all sites) - by all modes (including charter) of sport fishing, 1986–2010. Two standard errors of the mean in parentheses.

Species	Year												
	1986	1987	1988	1989	1991	1992	1993	1994	1995	1996	1997	1998	
Brown Trout	7,490 (5,206)	1,920 (854)	888 (664)	288 (292)	242 (245)	420 (216)	725 (472)	3,058 (NAN)	4,396 (1,354)	5,678 (1,573)	1,567 (1,839)	1,169 (432)	
Channel Catfish	77,957 (24,513)	38,371 (11,035)	48,327 (51,733)	23,354 (11,284)	28,366 (11,415)	20,760 (5,760)	56,824 (17,607)	17,529 (NAN)	12,932 (4,262)	10,552 (3,769)	0 (0)	0 (0)	
Chinook Salmon	10,798 (4,352)	11,543 (2,405)	11,211 (3,065)	4,422 (1,491)	2,158 (856)	3,625 (1,294)	3,438 (1,083)	2,186 (NAN)	4,515 (1,606)	5,659 (1,501)	14,320 (10,528)	9,274 (2,005)	
Coho Salmon	1,737 (1,523)	375 (227)	425 (244)	268 (223)	143 (239)	137 (164)	108 (145)	35 (NAN)	46 (71)	46 (68)	49 (203)	247 (296)	
Freshwater Drum	13,276 (6,633)	5,252 (2,148)	3,873 (2,521)	3,287 (2,596)	6,089 (2,521)	6,498 (5,749)	6,196 (1,595)	4,037 (NAN)	3,516 (1,722)	3,240 (2,830)	0 (0)	0 (0)	
Lake Trout	19,590 (6,270)	10,517 (2,813)	7,205 (2,264)	7,484 (3,159)	1,914 (856)	3,298 (1,935)	592 (519)	2,650 (NAN)	4,861 (2,442)	3,525 (1,209)	9,321 (8,496)	11,780 (5,441)	
Largemouth Bass	2,915 (1,466)	3,447 (2,192)	3,075 (1,400)	996 (854)	1,096 (1,005)	1,092 (920)	1,414 (1,220)	1,937 (NAN)	343 (632)	691 (560)	0 (0)	0 (0)	
Northern Pike	662 (497)	4,024 (1,922)	1,600 (1,446)	312 (244)	1,709 (1,145)	3,697 (1,373)	1,964 (1,186)	1,280 (NAN)	904 (418)	895 (532)	0 (0)	0 (0)	
Other	5,487 (3,311)	6,332 (9,673)	1,100 (645)	2,399 (4,542)	1,722 (3,991)	307 (200)	1,128 (1,227)	4,690 (NAN)	2,387 (1,852)	32,967 (23,615)	0 (0)	0 (0)	
Pumpkinseed	1,237 (973)	7,186 (3,789)	8,625 (8,007)	480 (430)	1,070 (885)	1,246 (1,180)	309 (294)	158 (NAN)	0 (0)	109 (165)	0 (0)	0 (0)	
Rainbow Trout	3,907 (6,502)	1,618 (547)	1,027 (622)	610 (527)	215 (156)	889 (379)	1,075 (490)	1,035 (NAN)	1,906 (973)	1,511 (667)	1,787 (2,018)	1,199 (531)	
Rock Bass	1,602 (758)	1,120 (664)	776 (569)	1,313 (2,040)	943 (631)	1,422 (1,288)	1,094 (820)	649 (NAN)	169 (262)	327 (373)	0 (0)	0 (0)	
Smallmouth Bass	1,054 (841)	148 (115)	1,199 (1,277)	535 (497)	2,269 (1,772)	2,274 (3,394)	1,443 (1,030)	1,937 (NAN)	1,648 (1,050)	1,616 (1,102)	647 (2,284)	254 (201)	
Walleye	73,911 (29,378)	85,517 (12,923)	144,376 (31,113)	73,543 (15,783)	62,163 (10,877)	66,783 (8,785)	138,732 (18,786)	87,774 (NAN)	51,861 (9,352)	49,878 (9,044)	68,119 (29,683)	64,414 (8,289)	
White Bass	59,827 (23,386)	34,211 (11,188)	17,644 (10,560)	4,891 (4,299)	5,535 (4,332)	5,702 (3,986)	6,219 (2,207)	2,454 (NAN)	1,719 (1,741)	875 (772)	0 (0)	0 (0)	
White Perch	113 (132)	1,647 (1,522)	994 (1,515)	3,391 (2,712)	3,653 (2,205)	2,032 (1,075)	2,187 (3,429)	2,031 (NAN)	1,022 (948)	2,120 (3,172)	0 (0)	0 (0)	
Yellow Perch	1,820,290 (290,945)	5,610,835 (555,066)	1,866,128 (274,885)	1,562,774 (207,173)	2,296,137 (309,889)	2,035,408 (207,099)	1,046,567 (114,626)	2,047,247 (NAN)	1,600,528 (222,868)	778,320 (129,623)	669,910 (239,839)	889,332 (108,782)	
Angler hours	2,198,962 (175,236)	2,867,994 (140,421)	1,963,997 (169,626)	1,405,225 (105,736)	1,568,887 (119,068)	1,620,098 (105,335)	1,643,545 (117,836)	1,872,628 (NAN)	1,531,201 (106,059)	1,407,729 (107,604)	1,258,308 (92,896)	1,208,703 (76,286)	
Angler trips	714,133 (34,783)	1,475,665 (38,454)	738,583 (39,417)	545,780 (22,667)	600,068 (26,483)	686,275 (24,345)	662,712 (25,198)	436,401 (NAN)	709,316 (22,603)	548,314 (23,027)	328,715 (19,654)	442,470 (18,157)	
Angler days	689,762 (33,271)	1,449,087 (36,156)	706,433 (37,081)	536,308 (21,827)	589,430 (25,864)	674,603 (22,939)	636,619 (23,243)	375,420 (NAN)	694,523 (20,160)	532,565 (21,060)	309,821 (17,961)	434,411 (16,317)	

Table 2.—Extended.

Species	Year											
	1999	2000	2001	2002	2003	2004	2005	2006	2007	2008	2009	2010
Brown Trout	850 (350)	1,830 (699)	989 (514)	3,755 (1,151)	4,008 (943)	1,732 (660)	1,111 (409)	189 (144)	60 (74)	77 (79)	69 (52)	33 (27)
Channel Catfish	5,475 (1,800)	6,274 (2,342)	7,628 (2,096)	16,090 (5,688)	14,966 (5,308)	23,970 (8,283)	19,856 (13,276)	11,068 (4,872)	10,052 (5,291)	6,825 (3,316)	14,837 (7,205)	5,064 (2,018)
Chinook Salmon	8,495 (2,213)	6,667 (1,960)	5,540 (1,383)	23,013 (4,113)	16,319 (3,363)	4,650 (1,239)	670 (266)	513 (397)	231 (157)	89 (68)	46 (47)	26 (21)
Coho Salmon	114 (83)	131 (83)	37 (42)	1,259 (718)	161 (132)	263 (308)	46 (52)	0 (0)	364 (446)	408 (429)	88 (118)	80 (36)
Freshwater Drum	3,087 (1,841)	3,343 (1,551)	2,944 (1,063)	2,072 (984)	2,640 (1,019)	372 (278)	858 (741)	656 (571)	664 (414)	1,087 (437)	1,168 (624)	615 (416)
Lake Trout	9,138 (3,057)	6,134 (2,055)	5,140 (1,945)	6,453 (1,908)	10,525 (2,612)	17,888 (5,298)	7,261 (2,575)	2,031 (860)	2,880 (2,245)	1,101 (401)	1,586 (581)	1,608 (71)
Largemouth Bass	1,733 (1,172)	191 (162)	288 (267)	345 (349)	851 (897)	284 (271)	212 (270)	120 (149)	117 (167)	340 (284)	301 (374)	12 (24)
Northern Pike	1,498 (453)	5,787 (644)	3,255 (1,057)	1,720 (528)	1,963 (732)	1,454 (485)	822 (294)	995 (403)	1,202 (605)	1,004 (584)	3,244 (2,772)	604 (312)
Other	1,990 (1,448)	384 (407)	870 (567)	3,433 (5,545)	969 (1,358)	105 (192)	163 (285)	48 (52)	156 (174)	271 (89)	370 (153)	7,184 (5,447)
Pumpkinseed	518 (384)	615 (620)	112 (132)	560 (1,072)	1,009 (1,478)	260 (372)	60 (71)	75 (72)	48 (48)	32 (53)	320 (499)	3 (6)
Rainbow Trout	1,664 (542)	1,604 (552)	1,271 (380)	2,349 (634)	1,272 (421)	1,518 (571)	432 (245)	142 (99)	357 (134)	101 (94)	79 (63)	145 (91)
Rock Bass	606 (691)	750 (501)	763 (332)	415 (177)	482 (419)	285 (272)	565 (786)	833 (719)	232 (168)	663 (667)	1,090 (1,261)	107 (111)
Smallmouth Bass	433 (258)	285 (259)	159 (132)	1,469 (724)	2,570 (1,591)	2,088 (1,622)	1,169 (910)	483 (302)	563 (413)	394 (279)	713 (458)	523 (424)
Walleye	67,213 (11,891)	102,011 (17,439)	72,290 (9,005)	64,479 (8,617)	98,203 (13,033)	87,276 (8,758)	83,441 (9,938)	154,524 (17,656)	307,619 (32,548)	298,286 (33,542)	317,050 (35,487)	211,206 (23,793)
White Bass	742 (442)	1,305 (710)	923 (684)	840 (459)	724 (606)	1,376 (2,066)	1,835 (1,807)	462 (461)	114 (111)	1,777 (1,290)	525 (405)	708 (976)
White Perch	1,355 (1,952)	631 (785)	623 (935)	110 (107)	495 (411)	253 (251)	284 (346)	949 (591)	2,880 (4,345)	214 (190)	119 (195)	162 (151)
Yellow Perch	1,213,242 (149,415)	880,367 (108,060)	868,783 (140,239)	838,155 (94,366)	655,133 (81,069)	322,416 (51,308)	527,563 (79,187)	445,826 (63,997)	242,363 (40,902)	218,713 (34,067)	195,886 (39,245)	243,520 (37,679)
Angler hours	1,249,898 (96,344)	1,271,804 (100,481)	1,078,838 (65,084)	1,389,255 (81,781)	1,580,407 (91,321)	1,261,762 (72,197)	1,376,090 (87,367)	895,975 (62,154)	1,269,990 (84,009)	1,179,499 (89,148)	1,410,393 (130,840)	1,259,048 (92,118)
Angler trips	438,554 (18,686)	487,082 (21,994)	400,279 (14,836)	587,226 (18,431)	723,141 (20,610)	552,515 (17,386)	783,023 (19,898)	392,640 (13,893)	515,506 (17,190)	567,325 (18,155)	741,524 (26,173)	686,332 (19,278)
Angler days	430,270 (17,581)	476,685 (21,360)	390,880 (13,761)	572,892 (17,181)	711,477 (19,327)	544,489 (16,127)	776,203 (18,244)	388,894 (13,483)	510,718 (16,274)	564,211 (16,519)	737,995 (24,421)	684,560 (19,027)

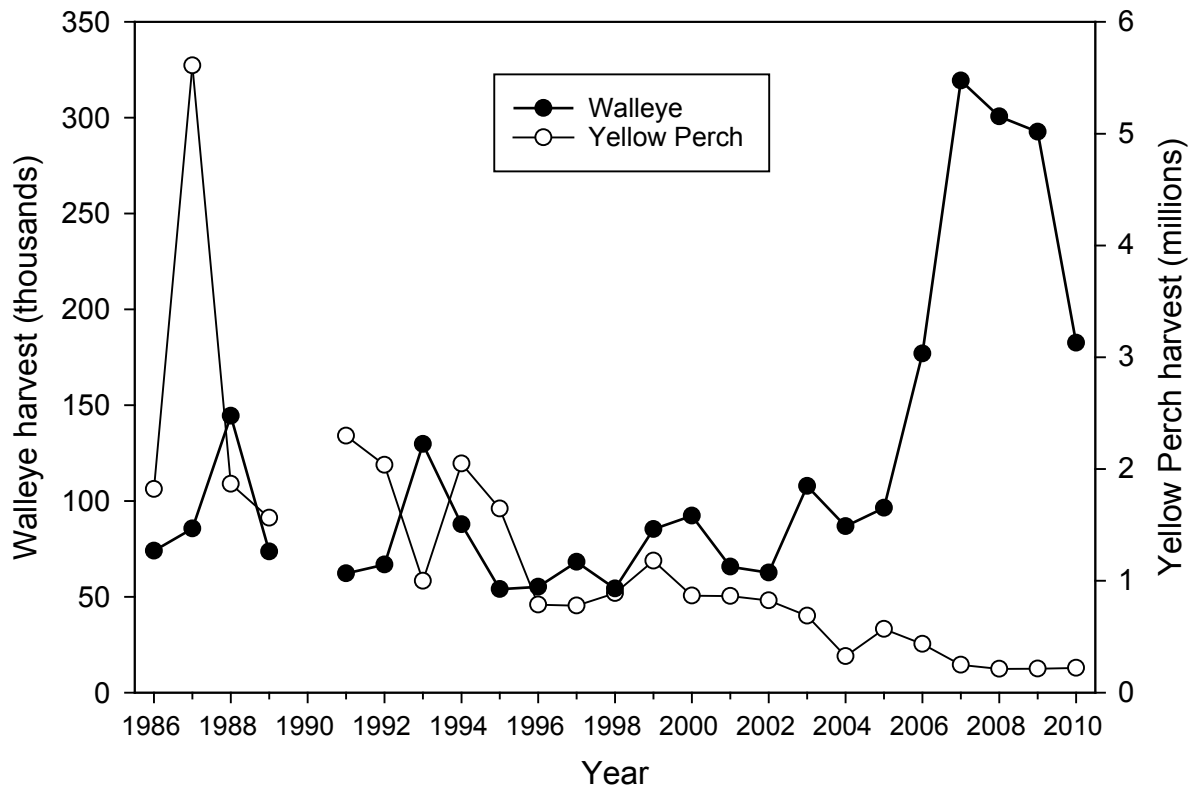


Figure 2.—Numbers of Walleye and Yellow Perch harvested by the recreational fishery in Saginaw Bay 1986–2010. No survey was performed in 1990.

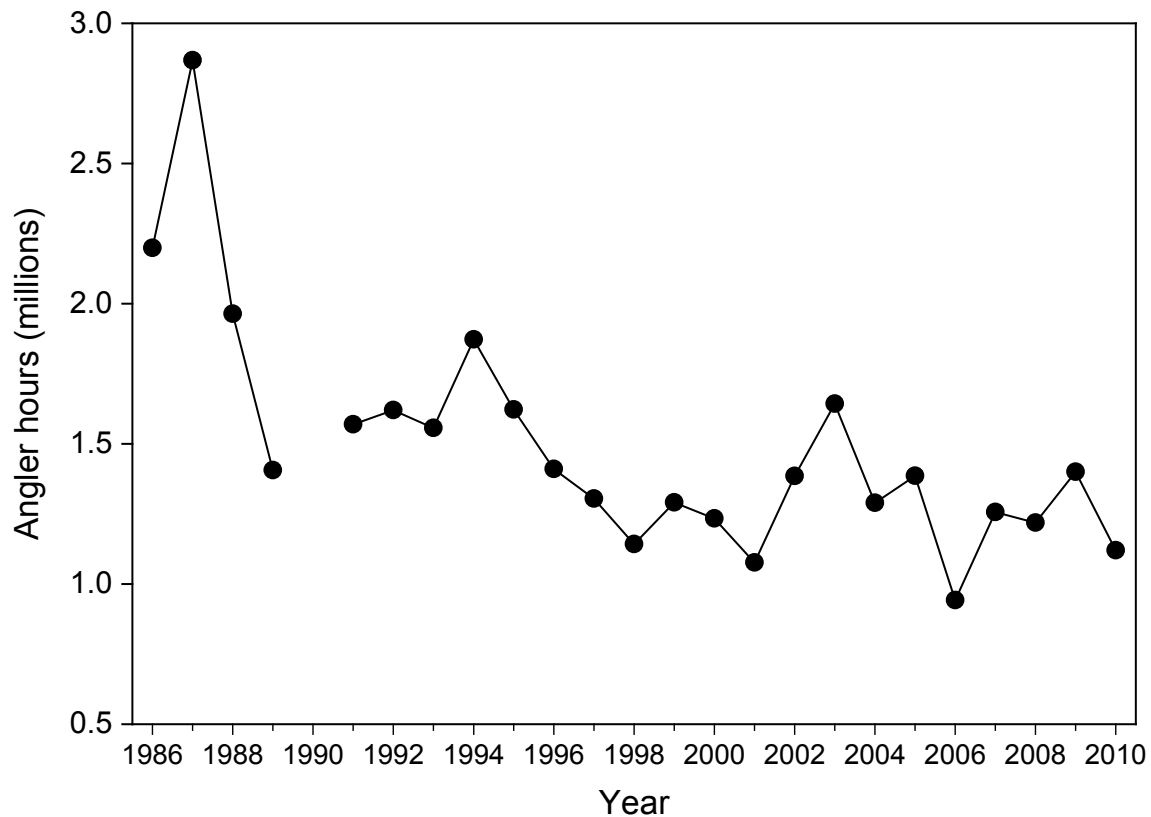


Figure 3.—Estimated recreational angling effort (in total angler hours) in Saginaw Bay 1986–2010. No survey was performed in 1990.

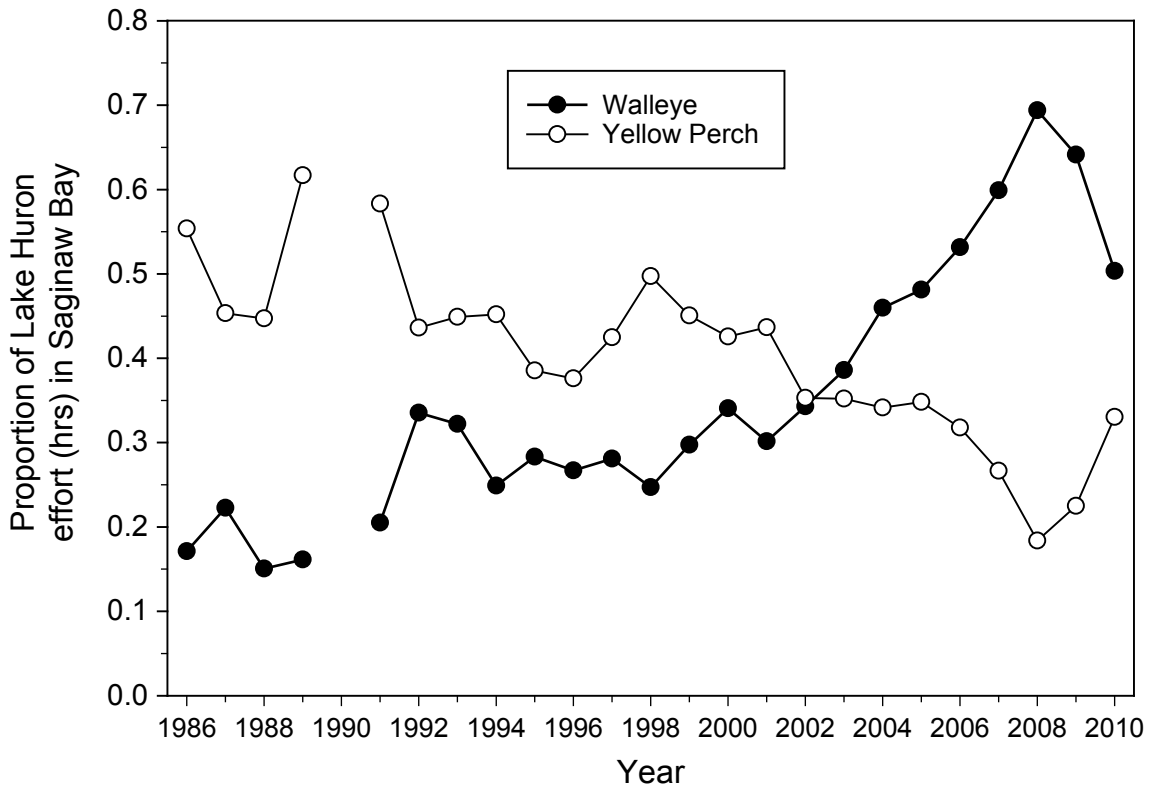


Figure 4.—Saginaw Bay annual recreational fishing effort (hrs) estimated as a proportion of Lake Huron’s total (Michigan waters only) 1986–2010. No survey was performed in 1990.

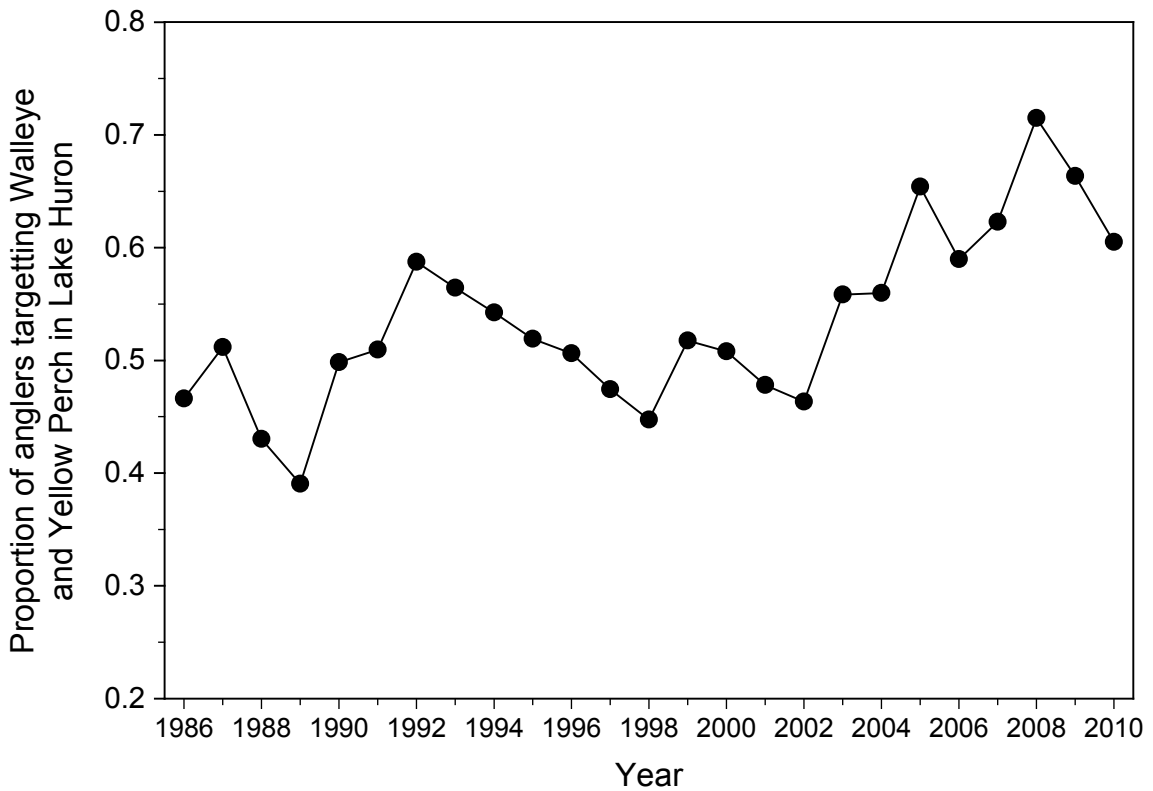


Figure 5.—Proportion of anglers reporting they are targeting Walleye or Yellow Perch in Saginaw Bay’s recreational fishery 1986–2010. No survey was performed in 1990.

Table 3.—Summary of biological data collected from Saginaw Bay during the winter and open-water sport fishery for the years 1986–2010. N = sample size. No survey was performed in 1990.

Species	Year	N	Mean age	Mean total length (mm)	Mean weight (kg)
Walleye	1986	49	4.1	515	1.43
	1987	563	3.3	474	1.14
	1988	396	4.2	487	1.17
	1989	59	3.9	534	1.66
	1991	491	4.6	516	1.52
	1992	224	5.2	554	1.83
	1993	631	5.6	552	1.74
	1994	499	5.8	552	1.83
	1995	425	6.5	570	1.96
	1996	401	6.6	561	1.87
	1997	326	6.4	564	1.84
	1998	437	5.9	546	1.61
	1999	306	5.8	548	1.61
	2000	397	5.2	525	1.48
	2001	491	5.5	537	1.67
	2002	375	5.5	546	1.65
	2003	449	5.3	539	1.59
	2004	360	4.9	522	1.39
	2005	372	7.1	540	1.48
	2006	373	4.0	473	1.04
	2007	342	4.2	466	0.96
2008	585	4.4	472	1.01	
2009	675	4.9	482	1.05	
2010	273	5.0	469	0.98	
Yellow Perch	1986	455	3.9	202	0.12
	1987	1,628	4.2	196	0.13
	1988	1,286	4.8	197	0.12
	1989	1,238	4.1	187	0.08
	1991	1,658	4.4	198	0.26
	1992	1,760	5.0	206	0.15
	1993	1,451	4.4	200	0.13
	1994	1,229	4.7	201	0.14
	1995	1,372	4.8	209	0.12
	1996	1,239	4.0	202	0.10
	1997	878	2.8	198	0.10
	1998	883	3.2	201	0.109
	1999	1,173	2.6	198	0.17
	2000	1,403	3.8	203	0.22
	2001	1,146	3.4	209	0.12
	2002	1,214	3.4	215	0.13
	2003	1,039	2.9	205	0.12
	2004	971	3.0	208	0.12
	2005	823	2.9	212	0.14
	2006	787	2.7	203	0.12
	2007	645	2.8	212	0.14
2008	637	2.8	217	0.15	
2009	448	3.2	200	0.12	
2010	452	2.3	211	0.13	

The mean age of Walleyes in the recreational fishery (Table 3; Appendix C) reflected the maturing of the population and steady (but low) recruitment until a sudden increase in reproductive success resulted in substantial recruitment to the fishery in 2006, at which time the mean age dropped dramatically. Mean age of Yellow Perch in the recreational fishery was stable until a decrease was observed in 1997. The decline of mean age after 1997 may have reflected a depletion of older year classes stemming from a decline in recruitment that began after the colonization of zebra mussels in the early 1990s (Fielder and Thomas 2006). The decline may also have been a result of the fisheries switching to less desirable younger fish after the depletion of older, larger Yellow Perch (Table 3).

Although the charter fishery is considered to be part of the overall recreational fishery, and is included in Table 2, it is addressed here as well since charter anglers differ from noncharter anglers in motivation, fishing practices, and success rates. Charter fishery trends largely mirror those of the noncharter recreational fishery (Table 4) but charter harvest rates are often considerably higher. The scope of the charter fishery is more focused on specific issues than the rest of the recreational fishery, reporting just seven principle species (Table 4; Appendix D). The charter fishery operates out of many of the same ports as the larger recreational fishery but is most prevalent at Port Austin, Au Gres, Pinconning, Tawas, and Bay City (Figure 1).

Commercial Fishery

Total yield by the inner bay commercial fishery has declined steadily since 1986 from about 1,953,000 kg to about 522,000 kg by 2010 (Table 5). This decline is primarily attributed to declines in commercial participation and changes in market demand. Since 1986, the number of licenses issued for inner Saginaw Bay has gradually decreased from 27 to 20 and of those currently issued in 2010, only 9 reported harvest. During the last 25 years, the number of licenses have consolidated into fewer owners as individuals accumulated multiple licenses. Today, the 20 licenses issued annually are held by only 16 individual fishing operations. In addition to the decreasing participation trends there has also been a shift in the gear fished by those licenses. In the 1980s, all gear types licensed were fished (trap nets, fyke/hoop nets, gill nets, seine nets, and set hook lines). However, starting in the early 1990s, fishing by gill net, seine, and set hook line was almost completely abandoned as a result of declines in market demand for wild-caught Channel Catfish and Common Carp. While those gear types still remain listed on the 20 licenses issued, in the last 10 years nearly all harvest in inner Saginaw Bay was reportedly taken by some type of impoundment gear (trap or fyke/hoop nets).

The yield of Yellow Perch, the principle target of the inner bay commercial fishery, has steadily declined in recent years (Figure 6) mirroring the recreational harvest trend (Figure 2). By contrast, the commercial yield in outer Saginaw Bay has increased dramatically since 2002 after a change in ownership of one license (Table 6). The outer bay fishery, principally a Lake Whitefish fishery, has averaged a yield in excess of 400,000 kg since 2006 (Figure 7). The gear employed in the outer bay fishery has been mainly large mesh trap nets with very little variation through time. Commercial yield for the outer bay averaged 70% of Saginaw Bay's total Lake Whitefish yield between 2003 and 2010.

Bait Harvest

Of the targeted bait species, Emerald Shiners are the most harvested in Saginaw Bay (Table 7). Total harvest was as great as 60,627 liters for all species combined. Saginaw Bay has ranged from a low of about 6% to as much as 58% of the statewide yield of commercially harvested bait. Operations reporting harvest from the waters of Saginaw Bay ranged from 4 (2009) to 11 (2010). Commercial bait harvest was reported in each month of the year for 2008–2010 but November bait harvest was the largest ranging from 39% (2008) to 61% (2010) of the yearly total.

Table 4.—Total fishing effort (angler hours, anglers, and charter excursions) and number of fish harvested annually by charter boats fishing waters of Saginaw Bay and its tributaries (Tawas to Port Austin), 1990–2010.

Year	Angler hours	Anglers	Excursions	Coho Salmon	Chinook Salmon	Rainbow Trout	Brown Trout	Lake Trout	Yellow Perch	Walleye
1990	16,209	2,836	751	22	347	23	6	893	7,621	3,295
1991	17,509	2,889	768	23	242	46	15	456	4,992	3,669
1992	11,149	1,888	486	1	94	15	2	187	3,149	2,840
1993	9,242	1,614	413	9	104	30	5	178	1,455	2,471
1994	7,146	1,236	323	2	73	24	149	79	2,022	2,048
1995	11,298	2,004	398	3	254	95	147	321	1,952	1,645
1996	10,890	1,943	390	0	223	56	108	297	1,513	1,756
1997	9,220	1,583	337	2	417	80	46	249	853	1,508
1998	12,696	2,257	456	16	488	79	50	339	1,654	2,276
1999	13,311	2,328	448	16	345	71	5	367	5,582	2,162
2000	14,781	2,464	443	31	277	41	13	1,053	2,332	2,587
2001	12,478	2,105	371	5	195	51	4	833	1,766	2,190
2002	10,718	1,815	380	22	629	56	56	835	507	1,276
2003	10,923	1,847	410	17	744	39	86	944	494	1,548
2004	10,370	1,770	399	12	215	25	34	1,638	138	1,422
2005	9,048	1,595	401	7	83	20	2	2,382	73	982
2006	9,921	1,817	452	25	85	44	3	2,605	185	2,281
2007	9,726	1,770	453	8	32	14	0	1,495	44	4,260
2008	9,574	1,724	445	15	23	18	1	680	189	5,685
2009	14,007	2,495	641	1	6	24	1	925	86	7,334
2010	13,191	2,356	618	2	9	21	4	606	959	5,024

Table 5.—Annual yields from the state-licensed Commercial fishery in inner Saginaw Bay; 1986–2010. Yield in round (whole) kg. Other species include: Alewife, Bowfin, bullhead spp., Burbot, Chinook Salmon, Bloater Chub, Longnose Gar, Gizzard Shad, Menominee, Rainbow Trout, and Rainbow Smelt (Chinook Salmon, Rainbow Trout, and Bloater Chub were harvested illegally).

Year	Whitefish			Yellow		Channel Catfish	Carp	Sheepshead	Sucker spp.	Quillback	Buffalo	Crappie	Rock Bass		White Bass	White Perch	Other	Total yield	Inner bay licenses	
	Whitefish	Perch	Channel Catfish	Perch	Bass								Bass	Perch					issued	No. reporting no harvest
1986	168,064	66,944	586,499	850,128	37,840	126,022	55,934	323	11,038	84	19,763	314	30,195	1,953,148	27	0				
1987	124,550	98,759	538,208	952,918	39,060	82,219	32,378	1,195	13,831	259	15,232	983	39,462	1,939,054	27	0				
1988	140,894	87,940	507,523	666,774	22,132	128,496	30,493	1,324	10,807	1,043	6,749	2,678	28,243	1,635,096	27	0				
1989	171,718	72,811	659,527	571,537	32,942	132,871	49,490	10,049	11,459	735	14,562	17,100	22,587	1,767,388	27	0				
1990	202,191	90,936	725,528	479,449	47,424	137,705	48,835	47,400	5,904	1,323	31,754	43,748	35,523	1,897,720	27	1				
1991	188,137	114,073	616,555	241,862	54,114	164,212	120,232	0	2,874	479	19,104	15,943	25,791	1,563,376	27	2				
1992	296,026	105,554	466,458	123,605	40,141	110,620	110,023	0	3,407	60	36,322	11,291	36,882	1,340,389	27	2				
1993	351,599	74,907	371,124	80,768	50,744	83,537	65,193	0	342	79	13,447	3,383	18,305	1,113,428	26	2				
1994	395,008	100,806	338,754	88,645	39,803	124,027	68,273	7	176	102	4,969	4,198	47,228	1,211,996	25	3				
1995	325,196	120,863	343,470	51,560	61,042	100,747	62,589	0	142	275	8,118	7,503	6,292	1,087,797	24	3				
1996	405,741	107,247	317,755	77,290	42,310	55,165	50,047	0	236	574	5,759	8,296	15,343	1,085,763	24	2				
1997	531,946	93,437	372,044	64,971	76,114	80,485	56,900	0	1,319	190	2,757	8,181	15,258	1,303,602	24	2				
1998	498,326	74,085	241,761	45,193	46,552	46,441	79,424	0	3,482	1,626	3,264	1,453	18,167	1,059,774	24	4				
1999	466,746	102,919	203,940	18,975	41,928	38,164	90,668	11	2,525	1,948	5,065	4,019	20,868	997,776	24	8				
2000	337,907	92,349	233,889	41,596	25,113	13,592	62,673	12	1,593	2,084	1,362	4,863	23,489	840,522	24	8				
2001	209,610	110,721	296,650	54,740	34,253	18,100	74,256	0	1,483	2,402	975	6,224	4,153	813,567	24	6				
2002	200,824	81,359	271,602	23,434	66,043	18,121	78,203	61,100	830	1,529	1,121	3,475	5,202	812,843	23	7				
2003	179,280	45,036	163,588	16,485	80,288	25,967	119,374	26,974	442	1,111	3,225	2,958	21,125	685,853	23	10				
2004	170,778	46,151	229,866	40,889	107,601	12,787	94,880	8,931	1,202	1,985	1,906	4,125	30,146	751,247	23	9				
2005	136,833	33,505	118,850	30,915	79,245	26,007	41,623	7,794	562	2,366	1,253	5,770	16,179	500,902	23	11				
2006	129,708	49,500	136,690	38,438	83,731	7,953	22,388	1,483	360	2,870	5,666	6,048	54,190	539,025	23	12				
2007	98,526	26,293	150,746	26,037	91,683	13,940	27,080	7,250	647	2,653	13,201	9,434	41,133	508,623	23	12				
2008	145,069	17,230	109,813	13,804	14,780	8,971	31,244	4,138	151	1,235	3,202	2,773	6,335	358,745	21	11				
2009	223,975	23,056	134,757	17,321	36,543	9,449	38,710	8,546	133	1,130	3,835	2,773	316	500,544	21	12				
2010	191,547	34,160	182,174	14,729	43,988	3,867	19,193	20,990	313	563	3,145	3,157	3,975	521,801	20	11				

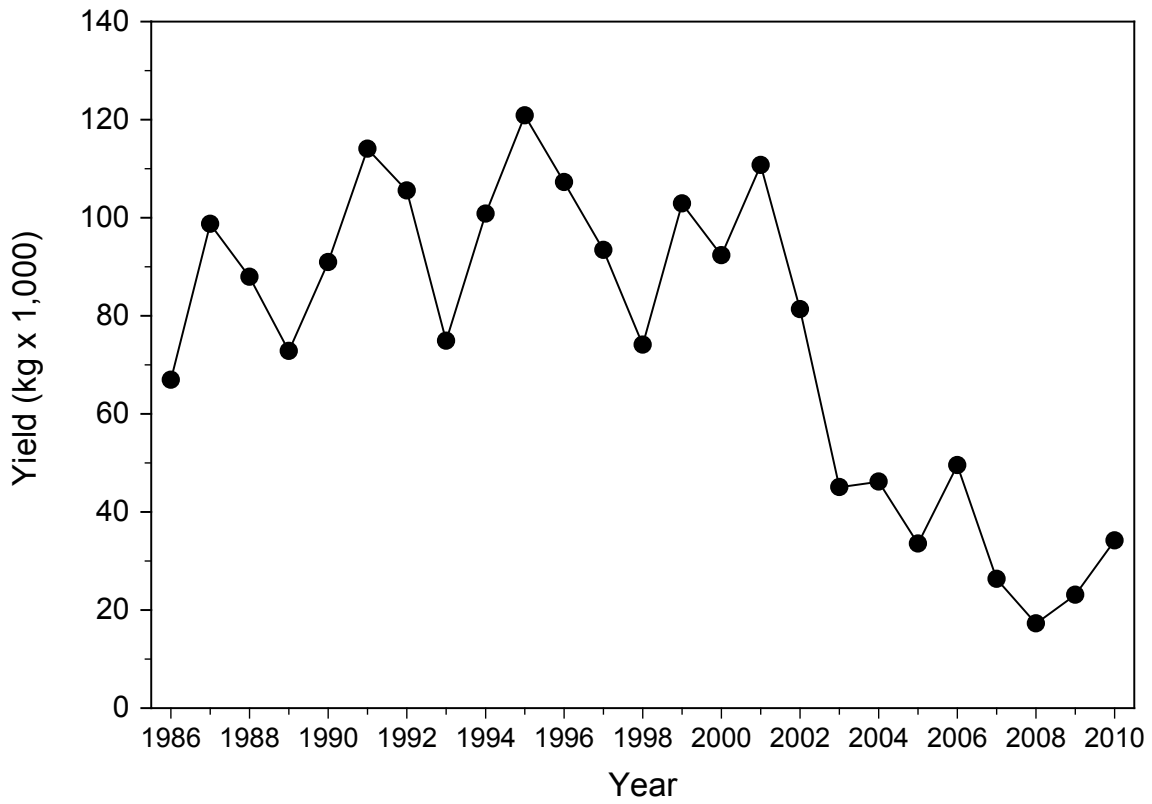


Figure 6.—Annual Yellow Perch yield in round (whole) kg from the inner Saginaw Bay commercial fishery 1986–2010.

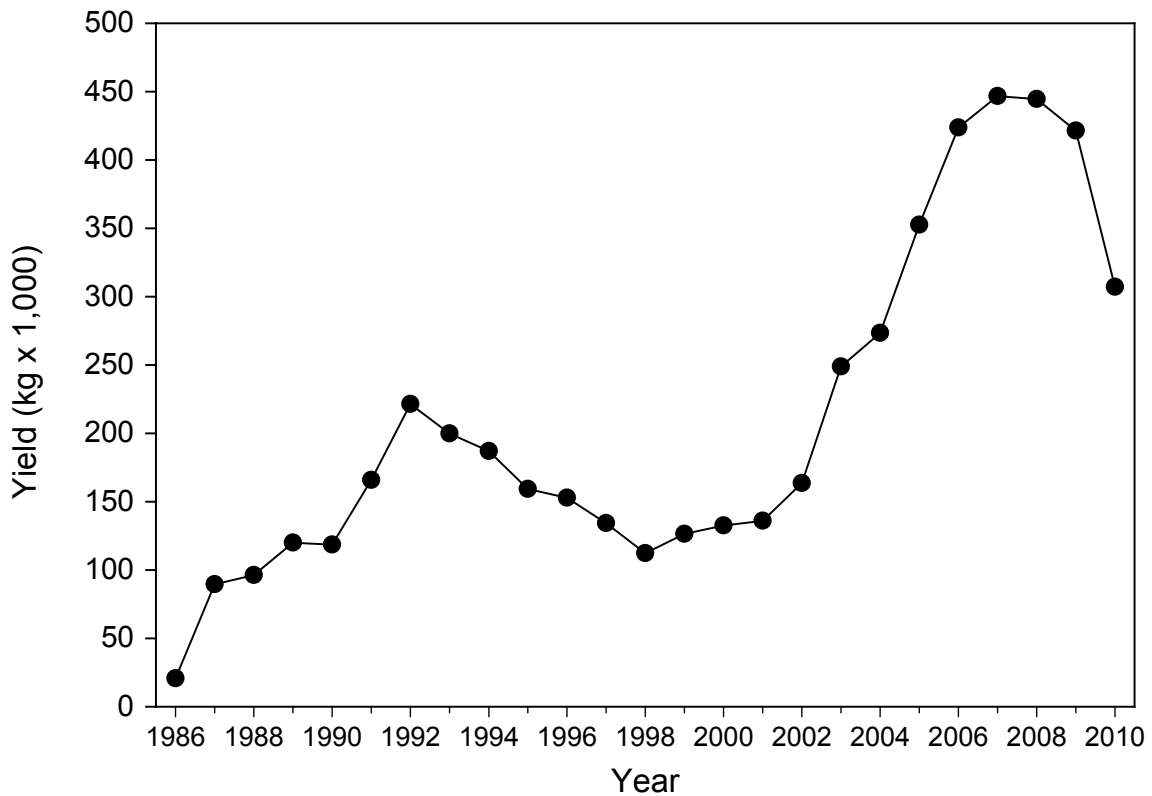


Figure 7.—Annual Lake Whitefish yield in round (whole) kg from the outer Saginaw Bay commercial fishery, 1986–2010.

Table 6.—Annual yields from the state-licensed outer Saginaw Bay commercial fishery. Yield in round Kilograms (includes: large mesh and small mesh trap nets) 1986–2010. Other species include: Burbot, carp, Channel Catfish, Menominee, Quillback, Freshwater Drum, sucker spp., White Bass, Yellow Perch.

Year	Lake Whitefish	Other	Total yield	No. of outer bay licenses issued	No. of inner bay licenses reporting no harvest
1986	20,649	4,684	25,334	2	2
1987	89,456	3,851	93,308	2	2
1988	96,205	7,125	103,330	2	2
1989	119,996	5,803	125,799	2	2
1990	118,538	635	119,173	2	2
1991	165,732	2,994	168,726	2	2
1992	221,482	2,839	224,321	2	2
1993	199,841	2,449	202,290	2	2
1994	186,939	1,314	188,253	2	2
1995	159,229	3,767	162,996	2	2
1996	152,822	442	153,264	2	2
1997	134,272	70	134,343	2	2
1998	112,232	117	112,348	2	2
1999	126,326	904	127,229	2	2
2000	132,458	80	132,538	2	2
2001	135,904	1,147	137,051	2	2
2002	163,492	1,930	165,422	2	2
2003	248,941	181	249,121	2	2
2004	273,466	1,435	274,901	2	2
2005	352,701	293	352,994	2	2
2006	423,834	2,105	425,939	2	2
2007	446,721	34	446,755	2	2
2008	444,680	792	445,472	2	2
2009	421,454	790	422,244	2	2
2010	307,234	1,149	308,383	2	2

Table 7.—Liters of bait harvested by the commercial bait industry from Saginaw Bay, 2008–2010. Percent of the statewide bait harvest for each year is also shown.

Year	Emerald Shiners	Spottail Shiners	Suckers	Other Minnows	Total	% of Statewide
2008	54,215	4,028	38	114	58,394	58.2
2009	19,389	1,196	19	397	21,002	17.3
2010	55,880	4,119	4	625	60,627	6.2

Discussion

Saginaw Bay is an enormous source of fish biomass to a variety of industries and recreational pursuits in the State of Michigan. Applying assumptions of average weights for commercial fish and typical numbers of bait fish per volume, and summing all reports and estimates, it is estimated that as many as 22 million fish were taken on average from the bay each year for the period of 2008–2010. While the majority of these fish were bait fish, it never the less illustrates the enormous productivity of this water body and the human demand placed on it.

The recreational fishery of the bay may well be the most obvious feature of the collective extraction. While a fairly diverse fishery composed of 16 species in most years, two percids (Yellow Perch and Walleyes) have made up 95% of total harvest (numerically) since 2000. Many of the other species are incidentally caught while targeting Walleye and Yellow Perch or are small niche fisheries such as Smallmouth Bass or Brown Trout. The creel survey time series began early enough to capture the initial rise of Walleye fishing after its emergence from collapse in the mid-20th Century. That initial rise is attributed to improvements in water quality and fingerling stocking efforts by the DNR (Fielder 2002; Fielder and Baker 2004). The majority of the Walleye year classes from that time until 2003 were dominated by hatchery fish (Fielder 2002). The second major development in the recreational fishery was the pronounced increase in the harvest of Walleye beginning in 2006 (Table 2; Figure 2). This increase in abundance is a result of a surge in Walleye reproductive success stemming from profound food web changes that began in Lake Huron in 2003 (Bence et al. 2008, Riley et al. 2008). Specifically, the disappearance of alewives from much of Lake Huron and Saginaw Bay allowed for the improvement in Walleye reproduction (Fielder et al. 2007). Alewives were known as a formidable predator and competitor on newly hatched percid fry. Walleye have benefited in other parts of Lake Huron as well (Fielder et al. 2008; Fielder et al. 2010) but nowhere as much as Saginaw Bay.

The food web change and decline of alewives had dire consequences for the popular Chinook Salmon recreational fishery in Lake Huron, as that species is largely an obligate pelagic predator (Bence et al. 2008). While a minor component of the Saginaw Bay recreational fishery, the Chinook Salmon decline can be seen beginning in 2005 (Table 2). In spite of the great improvement in Walleye fishing, recreational effort has continued to decline in the bay (Table 2; Figure 3). Effort declined more steeply in the rest of Lake Huron than in Saginaw Bay, however, as evidenced by the increasing proportion and importance of fishing effort in Saginaw Bay (Figure 4). Recreational fishing effort is affected by a variety of factors including socioeconomic aspects. One local feature, however, may be the availability of Yellow Perch. Yellow Perch were the single most sought-after species in the recreational fishery until 2002 when Walleye surpassed them. Yellow Perch have been declining in abundance due to a series of weak year classes in the 1990s and early 2000s coincident with invasion and colonization by dreissenid mussels (Fielder et al. 2000; Fielder and Thomas 2006). Like Walleyes, Yellow Perch reproduction benefited from the decline of alewives beginning in 2003, but enhanced production of young-of-year perch has failed to translate into strong year classes due to very high first-year mortality (Fielder and Thomas 2006; 2014). Abundance of adult Yellow Perch has been declining steadily since the early 1990s in Saginaw Bay, and that trend is reflected in the harvest and yield of both the recreational (Figure 2) and commercial (Figure 6) fisheries. Other forces possibly affecting declining trends in recreational fishing effort may include increasing fuel prices, the economic recession of the 2000s, and a broader general trend away from fishing and outdoor recreation by the public.

The winter ice fisheries are an important component of the annual recreational fishery in Saginaw Bay in some years. Ice fishing effort is highly variable because its magnitude is dependent on the period and spatial extent of ice cover and overall weather conditions. Yellow Perch harvest totals for the year can be greatly affected by the ice fishery, for example in 2002 the ice season accounted for 58% of the total annual perch harvest. Some species are primarily harvested during the winter ice fishery, such as bluegill (98% of the annual harvest) in 2000. In most years, the months of November–December are

the lowest periods of recreational fishing effort, and hence they are usually not surveyed by the DNR creel survey program.

Notably absent from these fishery statistics are certain species that historically were some of the most substantial components of the fishery. Cisco yield in the commercial fishery from 1903 to 1955 averaged 1,176,936 kg/yr (Baldwin and Saalfeld 1962). Cisco today constitutes a potential commercial and recreational species in Lake Huron. More significant, perhaps, is the ecological loss this missing species represents in terms of the role it played as a forage fish in Saginaw Bay as well as the rest of Lake Huron. Lake Sturgeon have also been a feature of the historic Saginaw Bay fishery with yields as great as 25,000 kg (Baldwin and Saalfeld 1962). Lake Sturgeon are a State of Michigan-listed threatened species and are largely closed to harvest statewide. This is another historic element of Michigan's fishery heritage that is missing from the modern day fishery.

Estimation and Monitoring Issues

Uncertainty about the magnitude of the noncharter recreational fishery exist because these metrics are estimated as opposed to full reporting by other segments of the fisheries. Expression of confidence intervals as a result of standard error values offer measures of variability about the estimates but other forms of bias can exist as well. Its notable that the design of the creel survey used in Saginaw Bay probably under estimates night time fishing. No counts or interviews of night time fishing occurs although early morning interview shifts may capture some night anglers returning from their trips. Night fishing can be significant for some species like Walleye. This bias in the creel survey design would serve to under estimate effort and harvest of fish. Another bias is that there was no means to reduce effort estimates by charter boats fishing. Aerial counts of boats would count charter boats along with all others. Interview questions help eliminate nonfishing boating traffic from estimates of effort but no similar reduction was made for charter boats (which report their harvest directly outside the creel survey). This bias would serve to overestimate harvest and effort although at any one time, its improbable that charter vessel traffic was great enough to bias the estimates to any substantial degree.

Uncertainty was not limited to creel estimates in the recreational fishery. Direct reports are also subject to misreporting or failure to report. Varying degrees of effort were made to ensure reporting compliance with the greatest effort perhaps made for the charter boat program and likely the least effort for the bait harvest reporting. The wide span of values in Table 7 for 2008–2010 suggest that bait harvest reporting still may not be assured or accurate. In spite of the inherent biases of the creel survey program and potential for misreporting or failure to report in the other fisheries, the system in place constitutes a valuable source of information for managers and serves as a gauge for management efforts and facilitates research such as stock assessment.

Commercial management is made more complicated by the difficulty of fully assessing effort. For example it is difficult to derive a meaningful catch-per-unit-of-effort in the commercial fishery in Saginaw Bay as fishers were not required to report catch by net lift or duration of soak time between lifts during the reporting period. Recent administrative licensing changes now mandate the reporting of lifts (number and timing) beginning in 2012. Number of commercial fishing licenses reporting no harvest, however, serves as an indicator of participation for this fishery.

Economics of the Saginaw Bay Fisheries

The charter boat fishery is a relatively minor subcomponent of the larger recreational fishery in Saginaw Bay, but remains an important service for many anglers who may otherwise not be able to participate. The charter or guided element of this fishery is yet another economic component and is estimated to have increased in economic activity to \$500,000 in 2009, a more than \$350,000 increase

during the years 1990 to 2002 (O’Keefe and Miller 2011). The United States Department of Interior (2006) estimates that in 2006, Great Lakes anglers spent in general an average of \$50.93 per trip for Great Lakes recreational fishing in Michigan. Applying this value, Saginaw Bay recreational fishing generated an average of more than \$33 million in economic activity each year between 2008 and 2010.

In inner Saginaw Bay, commercial participation has declined greatly to the point where less than half the licenses reported harvest in 2010 (Table 5). The motivation or demographics of commercial fishers in inner Saginaw Bay are not well understood, but it is generally believed that participation is being driven by two factors: the availability of marketable fish and the age of the commercial license holder. Yellow Perch have been the primary focus of much of the inner bay fishery and participation has declined in concert with adult Yellow Perch population declines. Consumption advisories and contaminant concerns have probably driven a decline in market for the sale of Common Carp and Channel Catfish. As license holders have aged, declining participation may reflect retirement or pursuit of other forms of income. Commercial fishing licenses in Michigan are deemed private property and can be sold or essentially inherited. It is possible that younger generations in commercial fishing families are choosing other careers or forms of business.

Participation rates in the commercial fishery of outer Saginaw Bay have remained stable. Catch (probably driven by individual fishing effort or intensity) by one license has risen sharply leading to an increase in Lake Whitefish yield since 2003 (Figure 7). The two outer bay licenses target Lake Whitefish exclusively. The commercial fisheries of Saginaw Bay are regulated by minimum length limits for Yellow Perch (216 mm) and for Lake Whitefish (483 mm in the outer bay, 432 mm in the inner bay). Quota management of commercial take is employed by the DNR on some fishers in the Great Lakes, but there are no quota limitations on any fishers in Saginaw Bay. Market prices for fish in the round (whole fish uncut) fluctuate but Lake Whitefish has ranged between \$0.99 and \$2.67/kg (in the round) in recent years (Daniels 2003; Michigan DNR unpublished data). In 2010, Lake Whitefish commanded \$2.67/kg in the round and Yellow Perch \$5.09/kg (Michigan DNR unpublished data). Based on these values, between 2003 and 2010 the dockside value (in the round) of the Saginaw Bay Lake Whitefish fishery averaged \$1,399,997 and Yellow Perch \$174,925 annually. The Yellow Perch yield probably peaked in 1995 at an estimated value of \$615,193.

The commercial fishery in Saginaw Bay was required to release unpermitted bycatch species. The commercial bycatch mortality of Walleye and Lake Trout are two additional forms of commercial extraction that are not readily obvious. Mortality of bycatch was the subject of a 2010 study by Michigan State University (MacMillan and Roth 2012). That study estimated that 51,190 Walleyes were incidentally caught between May and August (almost entirely in the inner bay fishery) and of those 42% or 21,500 were morbid. Expressing that rate across the entire year’s commercial effort, Walleye bycatch mortality may have been as great as 101,872 fish annually. Similarly, bycatch mortality of Lake Trout was estimated to be 2,980 from May–August, 2010 (almost entirely in the outer bay fishery). Values are not presently available for years outside 2010. While Walleye abundance was greater in recent years than in the past, commercial effort was also much greater in the past for inner Saginaw Bay (Table 5). Thus, commercial bycatch issues may have been significant during this entire reporting period.

MacMillan and Roth’s (2012) estimate of 21,500 morbid Walleye for the May–August period and the extrapolated value of 101,872 for the entire year represents 12% and 56% of the recreational harvest of Walleye that same year (2010). It’s unclear how significant this form of extraction is to the overall sustainability of the Walleye population but clearly is not a negligible value. Applying a commercial dockside value to these numbers of Walleyes of \$4.03/kg (DNR unpublished data) and an assumed mean weight of 1 kg/fish, the lost (whole fish) value may be as much as \$86,922 to more than \$395,000. The value these fish may have represented to the recreational fishery is more difficult to evaluate. By applying an assumed exploitation rate of 25% and a mean harvest of 0.31 Walleye per trip in 2010 (Table 2) and at \$50.93 of economic activity per recreational fishing trip (U.S. Department of Interior 2006), the recreational dollar equivalent lost would range from \$84,845 to \$402,096 in lost economic activity.

These values rival or greatly exceed the dockside value of the Yellow Perch inner bay commercial fishery that is the primary target of most of the netting that inflicts the Walleye bycatch mortality.

Hooking mortality might be thought of as a recreational equivalent of bycatch. Mortality of Walleyes caught and released on live bait can be as great as 10% (Payer et al. 1989). The minimum length limit of Walleyes (381 mm) in the recreational fishery undoubtedly mandates that some Walleyes are released. Estimated catch and release of Walleyes in the recreational fishery (sport and charter combined) amounted to an average of 85,774 per year between 2008 and 2010 (Michigan DNR, unpublished data). Applying the live bait mortality rate from Payer et al. (1989), as many as 8,577 Walleyes may have died from hooking mortality each year for the same time period.

The economic value of the bait fish industry might be derived by applying a generic wholesale value of \$6.60/liter of bait fish (Meronek et al. 1997), assuming all bait harvested is sold. At that rate, the bait fish industry earned a minimum estimate of \$4.28 million from Saginaw Bay between 2008 and 2010. There is also the nonmonetary value of this industry, as a service to the rest of the angling public by availing a reliable supply of live bait to facilitate angling.

The average collective economic effect of fish extraction in Saginaw Bay (based on years 2008–2010) was \$38.9 million with the vast majority of that (92%) stemming from the recreational fishery. It is more difficult to assign a value to the place this natural resource holds in importance for the citizens of Michigan who participate in these fisheries or appreciate the cultural and heritage values of their existence.

Recommendations

1. The Saginaw Bay open-water and winter ice creel surveys should continue uninterrupted as an annual project, preserving comparability to past survey years. The importance of this work transcends this reporting as it is used in various modeling efforts and to gauge the effects of management. Saginaw Bay now produces the majority of the recreational fishing effort in Lake Huron.
2. The bycatch mortality of sport species in the commercial fishery needs to be better quantified. Onboard monitoring should be implemented and examined to more fully assess the range of bycatch mortality among years, across various fishing operations, and for all the months of the commercial fishing season. Management efforts should seek to minimize commercial bycatch mortality.
3. Currently, biological data are collected on a subsample of fish harvested by the recreational fishery. Similar biological sampling should occur for commercially harvested species. A baywide analysis of the age and size structure of the fish harvested by these fisheries should be conducted and reported out in a fashion similar to this report.
4. The Michigan DNR should institute additional follow-up efforts and enforcement of commercial and bait harvest reporting to increase compliance and ensure accuracy.
5. A more thorough analysis of the economics behind the various fisheries and sources of extractions for Saginaw Bay is in order and would help fishery managers evaluate tradeoffs and management priorities.

Acknowledgements

Many individuals make it possible to generate the creel survey estimates. Besides the authors, Zhenming Su, Alan Sutton, and Edward Barr are part of the Statewide Angler Survey Program. Past staff of the creel survey program who generated many of the early estimates include Jerry Rakoczy and Sarah Thayer. Numerous creel clerks collect the annual data and make this work possible, including

Steve Davis, Kevin Lewis, Matt Curie, the late Bob Burzynski, Wayne Heinzman and Mary Beth Houel. Notable are the staff of the Southern Lake Huron Management Unit including Jim Baker and Chris Schelb who administer the local operation of the creel survey program. Lacey Mason from the Great Lakes GIS Program developed the map figure for this report. Critical reviews of earlier versions of this manuscript were provided by Dr. Ji He and James Baker of the Michigan DNR and Drs. Tomas Höök and Charlie Roswell of Purdue University. Dave Clapp of the Michigan DNR served as editor. Ellen Grove assisted with the formatting and finalization of the manuscript. Kendra Porath and Cathy Sullivan assisted in compiling recreational fisheries appendix tables for this report. The authors acknowledge the Sport Fish Restoration Program for funding the creel survey program and much of the other activities that made this report possible. Lastly the authors extend their appreciation to the many anglers, charter boat captains, commercial fishers and bait industry operators who report their harvest and otherwise cooperate in the compilation of this data.

References

- Baldwin, N. S., and R. W. Saalfeld. 1962. Commercial fish production in the Great Lakes 1867–1960. Great Lakes Fishery Commission, Technical Report 3, Ann Arbor.
- Bence, J. R., J. E. Johnson, J. He, J. S. Schaeffer, S. Riley, R. J. Young, M. Ebener, D. Reid, L. C. Mohr, D. Gonder, A. Cottrill, A. Woldt, T. J. Morse, G. C. Christie, and M. Ridgway. 2008. Offshore predators and their fish community. Pages 11–36 *in* J. R. Bence and L. C. Mohr, editors. The state of Lake Huron in 2004. Great Lakes Fisheries Commission, Special Publication 08-01, Ann Arbor.
- Clark, R. D., Jr., P. A. Hanchin, and R. N. Lockwood. 2004. The fish community and fishery of Houghton Lake, Roscommon County, Michigan with emphasis on walleyes and northern pike. Michigan Department of Natural Resources, Fisheries Special Report 30, Ann Arbor.
- Daniels, J. 2003. Marketing Great Lakes whitefish. Michigan Sea Grant, Upwellings.
- Eshenroder, R. L., and M. K. Burnham-Curtis. 1999. Species succession and sustainability of the Great Lakes fish community. Pages 145–184 *in* W. W. Taylor and C. P. Ferreri, editors. Great Lakes fisheries policy and management, a binational perspective. Michigan State University Press, East Lansing.
- Fielder, D. G. 2002. Sources of walleye recruitment in Saginaw Bay, Lake Huron. *North American Journal of Fisheries Management* 22:1032–1040.
- Fielder, D. G., and J. P. Baker. 2004. Strategies and options for the recovery of walleye in Saginaw Bay, Lake Huron. Michigan Department of Natural Resources, Fisheries Special Report 29, Ann Arbor.
- Fielder, D. G., J. E. Johnson, J. R. Weber, M. V. Thomas, and R. C. Haas. 2000. Fish population survey of Saginaw Bay, Lake Huron, 1989–97. Michigan Department of Natural Resources, Fisheries Research Report 2052, Ann Arbor.
- Fielder, D. G., A. P. Liskauskas, D. J. A. Gonder, L. C. Mohr, and M. V. Thomas. 2010. Status of walleye in Lake Huron. Pages 71–90 *in* E. Roseman, P. Kocovsky, and C. Vandergoot, editors. Status of walleye in the Great Lakes: proceedings of the 2006 Symposium. Great Lakes Fisheries Commission Technical Report 69, Ann Arbor.

- Fielder, D. G., A. Liskauskas, L. C. Mohr, and J. Boase. 2008. Nearshore Fish Community, In The state of Lake Huron in 2004. Pages 47–51 in J. R. Bence and L. C. Mohr, editors. Great Lakes Fisheries Commission Special Publication 08-01, Ann Arbor.
- Fielder, D. G., J. S. Schaeffer, and M. V. Thomas. 2007. Environmental and ecological conditions surrounding the production of large year classes of walleye (*Sander vitreus*) in Saginaw Bay, Lake Huron. *Journal of Great Lakes Research* 33:118–132.
- Fielder, D. G., and M. V. Thomas. 2006. Fish population dynamics of Saginaw Bay, Lake Huron 1998–2004. Michigan Department of Natural Resources, Fisheries Research Report 2083, Ann Arbor.
- Fielder, D. G., and M. V. Thomas. 2014. Status and trends of the fish community of Saginaw Bay, Lake Huron 2005–2011. Michigan Department of Natural Resources, Fisheries Report 03, Lansing.
- Hile, R. and H. J. Buettner. 1959. Fluctuations in the commercial fisheries of Saginaw Bay 1885–1956. U.S. Fish and Wildlife Service Research Report 51, Washington, D.C.
- Keller, M., J. C. Schneider, L. E. Mrozinski, R. C. Haas, and J. R. Weber. 1987. History, status, and management of fishes in Saginaw Bay, Lake Huron, 1981–1986. Michigan Department of Natural Resources, Fisheries Technical Report 87-2, Ann Arbor.
- Leach, J. H., E. L. Mills, and M. R. Dochoda. 1999. Non-indigenous species in the Great Lakes: ecosystem impacts, binational policies, and management. Pages 185–207 in W. W. Taylor and C. P. Ferreri, editors. Great Lakes fisheries policy and management: a binational perspective. Michigan State University Press, East Lansing.
- Lockwood, R. N., D. M. Benjamin, and J. R. Bence. 1999. Estimating angling effort and catch from Michigan roving and access site angler survey data. Michigan Department of Natural Resources, Fisheries Research Report 2044, Ann Arbor.
- MacMillan, E. A., and B. M. Roth. 2012. By-catch in the Saginaw Bay, Lake Huron commercial trap net fishery. *Journal of Great Lakes Research* 38:353–361.
- Meronek, T. G., F. A. Copes, and D. W. Coble. 1997. A survey of the bait industry in the north-central region of the United States. *North American Journal of Fisheries Management* 17:703–711.
- O’Keefe, D. M., and S. R. Miller. 2011. 2009 Michigan Charter Fishing Study. Michigan Sea Grant. MICHU-11-200, Ann Arbor.
- Payer, R. D., R. B. Pierce, and D. L. Pereira. 1989. Hooking mortality of walleyes caught on live and artificial baits. *North American Journal of Fisheries Management* 9:188–192.
- Riley, S. C., E. F. Roseman, S. J. Nichols, T. P. O’Brien, C. S. Kiley, and J. S. Schaeffer. 2008. Deepwater demersal fish community collapse in Lake Huron. *Transactions of the American Fisheries Society* 137:1879–1890.
- Ryckman, J. R. 1986. A creel survey of sportfishing in Saginaw Bay, Lake Huron, 1983–84. Michigan Department of Natural Resources, Fisheries Technical Report 86-4, Ann Arbor.
- Schneider, J. C. 1977. History of the walleye fisheries of Saginaw Bay, Lake Huron. Michigan Department of Natural Resources, Fisheries Research Report 1850, Ann Arbor.

Schneider, J. C., and J. H. Leach. 1977. Walleye (*Stizostedion vitreum vitreum*) fluctuations in the Great Lakes and possible causes, 1800–1975. *Journal of Fisheries Research Board of Canada* 34:1878–1889.

Schneider, J. C., and J. H. Leach. 1979. Walleye stocks in the Great Lakes, 1800–1975: fluctuations and possible causes. Great Lakes Fishery Commission, Technical Report 31, Ann Arbor.

Su, Z., and D. Clapp. 2013. Evaluation of sample design and estimation methods for Great Lakes angler surveys. *Transactions of the American Fisheries Society* 142:234–246.

U.S. Department of the Interior, Fish and Wildlife Service, and U.S. Department of Commerce, U.S. Census Bureau. 2006 National Survey of Fishing, Hunting, and Wildlife-Associated Recreation, Washington D.C.

Reviewed by James Baker, Ji He,
Tomas Höök, and Charles R. Roswell
David F. Clapp, Editor
Ellen S. Grove, Graphics and Desktop Publishing
Alan D. Sutton, Graphics and Desktop Publishing

Approved by Gary E. Whelan

Appendix A.–Common and scientific names of fishes and other aquatic organisms mentioned in this report.

Common name	Scientific name
Alewife	<i>Alosa pseudoharengus</i>
Black Crappie	<i>Pomoxis nigromaculatus</i>
Bloater Chub	<i>Coregonus hoyi</i>
Bowfin	<i>Amia calva</i>
Brown Trout	<i>Salmo trutta</i>
Bigmouth Buffalo	<i>Ictiobus cyprinellus</i>
Bullhead spp.	<i>Ameiurus spp.</i>
Burbot	<i>Lota lota</i>
Common Carp (carp)	<i>Cyprinus carpio</i>
Channel Catfish	<i>Ictalurus punctatus</i>
Chinook Salmon	<i>Oncorhynchus tshawytscha</i>
Cisco (lake herring)	<i>Coregonus artedi</i>
Coho Salmon	<i>Oncorhynchus kisutch</i>
Emerald Shiner	<i>Notropis atherinoides</i>
Freshwater Drum	<i>Aplodinotus grunniens</i>
Gizzard Shad	<i>Dorosoma cepedianum</i>
Lake Herring (Cisco)	<i>Coregonus artedi</i>
Lake Trout	<i>Salvelinus namaycush</i>
Lake Sturgeon	<i>Acipenser fulvescens</i>
Lake Whitefish	<i>Coregonus clupeaformis</i>
Largemouth Bass	<i>Micropterus salmoides</i>
Menominee	<i>Prosopium cylindraceum</i>
Northern Pike	<i>Esox lucius</i>
Pink Salmon	<i>Oncorhynchus gorbuscha</i>
Quillback	<i>Carpionodes cyprinus</i>
Pumpkinseed	<i>Lepomis gibbosus</i>
Rainbow Trout	<i>Oncorhynchus mykiss</i>
Rock Bass	<i>Ambloplites rupestris</i>
Round Goby	<i>Neogobius melanostomus</i>
Sculpin	<i>Cottus bairdi</i>
Smallmouth Bass	<i>Micropterus dolomieu</i>
Spottail Shiner	<i>Notropis hudsonius</i>
Sucker spp.	<i>Catostomus spp.</i>
Trout-perch	<i>Percopsis omiscomaycus</i>
Walleye	<i>Sander vitreus</i> formerly <i>Stizostedion vitreum</i>
White Bass	<i>Morone chrysops</i>
White Perch	<i>Morone americana</i>
White Sucker	<i>Catostomus commersonii</i>
Yellow Perch	<i>Perca flavescens</i>
Zebra mussels	<i>Dreissena polymorpha</i>

Appendix B.—Estimated harvest per hr, harvest, and effort (angler hrs, trips, and days) for each site by all modes (including charter) of sport fishing 1986–2010 (except 1990). Two standard errors of the mean in parentheses. List of tables and sites by year is provided below.

1986:

- B.1. Saginaw Bay all sites combined.
- B.2. Tawas (Site 250).
- B.3. Au Gres (Site 255).
- B.4. Saganing Creek to mouth of Saginaw River (Site 260).
- B.5. Saginaw River—mouth to confluence with Tittabawassee River (Site 355).
- B.6. Essexville to mouth of Saginaw River (Site 356).
- B.7. Quanicassee to Sebewaing (Site 278).
- B.8. Sebewaing to Sand Point (Site 288).
- B.9. Sand Point to Port Austin (Site 236).

1987:

- B.10. Saginaw Bay all sites combined.
- B.11. Tawas (Site 250).
- B.12. Au Gres (Site 255).
- B.13. Saganing Creek to mouth of Saginaw River (Site 260).
- B.14. Saginaw River—mouth to confluence with Tittabawassee River (Site 355).
- B.15. Essexville to mouth of Saginaw River (Site 356).
- B.16. Quanicassee to Sebewaing (Site 278).
- B.17. Sebewaing to Sand Point (Site 288).
- B.18. Sand Point to Port Austin (Site 236).

1988:

- B.19. Saginaw Bay all sites combined.
- B.20. Tawas (Site 250).
- B.21. Au Gres (Site 255).
- B.22. Saganing Creek to mouth of Saginaw River (Site 260).
- B.23. Saginaw River—mouth to confluence with Tittabawassee River (Site 355).
- B.24. Essexville to mouth of Saginaw River (Site 356).
- B.25. Quanicassee to Sebewaing (Site 278).
- B.26. Sebewaing to Sand Point (Site 288).
- B.27. Sand Point to Port Austin (Site 236).

1989:

- B.28. Saginaw Bay all sites combined.
- B.29. Tawas (Site 250).
- B.30. Au Gres (Site 255).
- B.31. Saganing Creek to mouth of Saginaw River (Site 260).
- B.32. Essexville to mouth of Saginaw River (Site 356).
- B.33. Quanicassee to Sebewaing (Site 278).
- B.34. Sebewaing to Sand Point (Site 288).
- B.35. Sand Point to Port Austin (Site 236).

1991:

- B.36. Saginaw Bay all sites combined.
- B.37. Tawas (Site 250).

- B.38. Au Gres (Site 255).
- B.39. Saganing Creek to mouth of Saginaw River (Site 260).
- B.40. Essexville to mouth of Saginaw River (Site 356).
- B.41. Quanicassee to Sebewaing (Site 278).
- B.42. Sebewaing to Sand Point (Site 288).
- B.43. Sand Point to Port Austin (Site 236).

1992:

- B.44. Saginaw Bay all sites combined.
- B.45. Tawas (Site 250).
- B.46. Au Gres (Site 255).
- B.47. Saganing Creek to mouth of Saginaw River (Site 260).
- B.48. Essexville to mouth of Saginaw River (Site 356).
- B.49. Quanicassee to Sebewaing (Site 278).
- B.50. Sebewaing to Sand Point (Site 288).
- B.51. Sand Point to Port Austin (Site 236).

1993:

- B.52. Saginaw Bay all sites combined.
- B.53. Tawas (Site 250).
- B.54. Au Gres (Site 255).
- B.55. Saganing Creek to mouth of Saginaw River (Site 260).
- B.56. Essexville to mouth of Saginaw River (Site 356).
- B.57. Quanicassee to Sebewaing (Site 278).
- B.58. Sebewaing to Sand Point (Site 288).
- B.59. Sand Point to Port Austin (Site 236).

1994:

- B.60. Saginaw Bay all sites combined.
- B.61. Tawas (Site 250).
- B.62. Au Gres (Site 255).
- B.63. Saganing Creek to mouth of Saginaw River (Site 260).
- B.64. Essexville to mouth of Saginaw River (Site 356).
- B.65. Quanicassee to Sebewaing (Site 278).
- B.66. Sebewaing to Sand Point (Site 288).
- B.67. Sand Point to Port Austin (Site 236).

1995:

- B.68. Saginaw Bay all sites combined.
- B.69. Tawas (Site 250).
- B.70. Au Gres (Site 255).
- B.71. Saganing Creek to mouth of Saginaw River (Site 260).
- B.72. Essexville to mouth of Saginaw River (Site 356).
- B.73. Quanicassee to Sebewaing (Site 278).
- B.74. Sebewaing to Sand Point (Site 288).
- B.75. Sand Point to Port Austin (Site 236).

1996:

- B.76. Saginaw Bay all sites combined.

- B.77. Tawas (Site 250).
- B.78. Au Gres (Site 255).
- B.79. Saganing Creek to mouth of Saginaw River (Site 260).
- B.80. Essexville to mouth of Saginaw River (Site 356).
- B.81. Quanicassee to Sebewaing (Site 278).
- B.82. Sebewaing to Sand Point (Site 288).
- B.83. Sand Point to Port Austin (Site 236).

1997:

- B.84. Saginaw Bay all sites combined.
- B.85. Tawas (Site 250).
- B.86. Au Gres (Site 255).
- B.87. Saganing Creek to mouth of Saginaw River (Site 260).
- B.88. Essexville to mouth of Saginaw River (Site 356).
- B.89. Quanicassee to Sebewaing (Site 278).
- B.90. Sebewaing to Sand Point (Site 288).
- B.91. Sand Point to Port Austin (Site 236).

1998:

- B.92. Saginaw Bay all sites combined.
- B.93. Tawas (Site 250).
- B.94. Au Gres (Site 255).
- B.95. Saganing Creek to mouth of Saginaw River (Site 260).
- B.96. Essexville to mouth of Saginaw River (Site 356).
- B.97. Quanicassee to Sebewaing (Site 278).
- B.98. Sebewaing to Sand Point (Site 288).
- B.99. Sand Point to Port Austin (Site 236).

1999:

- B.100. Saginaw Bay all sites combined.
- B.101. Tawas (Site 250).
- B.102. Au Gres (Site 255).
- B.103. Saganing Creek to mouth of Saginaw River (Site 260).
- B.104. Saginaw River — mouth to confluence with Tittabawassee River (Site 355).
- B.105. Tittabawassee River — Dow Dam to confluence with the Saginaw River (Site 401).
- B.106. Essexville to mouth of Saginaw River (Site 356).
- B.107. Quanicassee to Sebewaing (Site 278).
- B.108. Sebewaing to Sand Point (Site 288).
- B.109. Sand Point to Port Austin (Site 236).

2000:

- B.110. Saginaw Bay all sites combined.
- B.111. Tawas (Site 250).
- B.112. Au Gres (Site 255).
- B.113. Saganing Creek to mouth of Saginaw River (Site 260).
- B.114. Saginaw River — mouth to confluence with Tittabawassee River (Site 355).

- B.115. Tittabawassee River — Dow Dam to confluence with the Saginaw River (Site 401).
 B.116. Essexville to mouth of Saginaw River (Site 356).
 B.117. Quanicassee to Sebewaing (Site 278).
 B.118. Sebewaing to Sand Point (Site 288).
 B.119. Sand Point to Port Austin (Site 236).

2001:

- B.120. Saginaw Bay all sites combined.
 B.121. Tawas (Site 250).
 B.122. Au Gres (Site 255).
 B.123. Saganing Creek to mouth of Saginaw River (Site 260).
 B.124. Saginaw River — mouth to confluence with Tittabawassee River (Site 355).
 B.125. Tittabawassee River — Dow Dam to confluence with the Saginaw River (Site 401).
 B.126. Essexville to mouth of Saginaw River (Site 356).
 B.127. Quanicassee to Sebewaing (Site 278).
 B.128. Sebewaing to Sand Point (Site 288).
 B.129. Sand Point to Port Austin (Site 236).

2002:

- B.130. Saginaw Bay all sites combined.
 B.131. Tawas (Site 250).
 B.132. Au Gres (Site 255).
 B.133. Saganing Creek to mouth of Saginaw River (Site 260).
 B.134. Saginaw River — mouth to confluence with Tittabawassee River (Site 355).
 B.135. Tittabawassee River — Dow Dam to confluence with the Saginaw River (Site 401).
 B.136. Essexville to mouth of Saginaw River (Site 356).
 B.137. Quanicassee to Sebewaing (Site 278).
 B.138. Sebewaing to Sand Point (Site 288).
 B.139. Sand Point to Port Austin (Site 236).

2003:

- B.140. Saginaw Bay all sites combined.
 B.141. Tawas (Site 250).
 B.142. Au Gres (Site 255).
 B.143. Saganing Creek to mouth of Saginaw River (Site 260).
 B.144. Saginaw River — mouth to confluence with Tittabawassee River (Site 355).
 B.145. Tittabawassee River — Dow Dam to confluence with the Saginaw River (Site 401).
 B.146. Essexville to mouth of Saginaw River (Site 356).
 B.147. Quanicassee to Sebewaing (Site 278).
 B.148. Sebewaing to Sand Point (Site 288).
 B.149. Sand Point to Port Austin (Site 236).

2004:

- B.150. Saginaw Bay all sites combined.
 B.151. Tawas (Site 250).

- B.152. Au Gres (Site 255).
 B.153. Saganing Creek to mouth of Saginaw River (Site 260).
 B.154. Saginaw River — mouth to confluence with Tittabawassee River (Site 355).
 B.155. Tittabawassee River — Dow Dam to confluence with the Saginaw River (Site 401).
 B.156. Essexville to mouth of Saginaw River (Site 356).
 B.157. Quanicassee to Sebewaing (Site 278).
 B.158. Sebewaing to Sand Point (Site 288).
 B.159. Caseville (Site 290).
 B.160. Sand Point to Port Austin (Site 236).

2005:

- B.161. Saginaw Bay all sites combined.
 B.162. Tawas (Site 250).
 B.163. Au Gres (Site 255).
 B.164. Saganing Creek to mouth of Saginaw River (Site 260).
 B.165. Saginaw River — mouth to confluence with Tittabawassee River (Site 355).
 B.166. Tittabawassee River — Dow Dam to confluence with the Saginaw River (Site 401).
 B.167. Essexville to mouth of Saginaw River (Site 356).
 B.168. Quanicassee to Sebewaing (Site 278).
 B.169. Sebewaing to Sand Point (Site 288).
 B.170. Caseville (Site 290).
 B.171. Sand Point to Port Austin (Site 236).

2006:

- B.172. Saginaw Bay all sites combined.
 B.173. Tawas (Site 250).
 B.174. Au Gres (Site 255).
 B.175. Saganing Creek to mouth of Saginaw River (Site 260).
 B.176. Saginaw River — mouth to confluence with Tittabawassee River (Site 355).
 B.177. Tittabawassee River — Dow Dam to confluence with the Saginaw River (Site 401).
 B.178. Essexville to mouth of Saginaw River (Site 356).
 B.179. Quanicassee to Sebewaing (Site 278).
 B.180. Sebewaing to Sand Point (Site 288).
 B.181. Caseville (Site 290).
 B.182. Sand Point to Port Austin (Site 236).

2007:

- B.183. Saginaw Bay all sites combined.
 B.184. Tawas (Site 250).
 B.185. Au Gres (Site 255).
 B.186. Saganing Creek to mouth of Saginaw River (Site 260).
 B.187. Saginaw River — mouth to confluence with Tittabawassee River (Site 355).
 B.188. Tittabawassee River — Dow Dam to confluence with the Saginaw River (Site 401).

- B.189. Essexville to mouth of Saginaw River (Site 356).
 B.190. Quanicassee to Sebewaing (Site 278).
 B.191. Sebewaing to Sand Point (Site 288).
 B.192. Caseville (Site 290).
 B.193. Sand Point to Port Austin (Site 236).

2008:

- B.194. Saginaw Bay all sites combined.
 B.195. Tawas (Site 250).
 B.196. Au Gres (Site 255).
 B.197. Saganing Creek to mouth of Saginaw River (Site 260).
 B.198. Saginaw River — mouth to confluence with Tittabawassee River (Site 355).
 B.199. Tittabawassee River — Dow Dam to confluence with the Saginaw River (Site 401).
 B.200. Essexville to mouth of Saginaw River (Site 356).
 B.201. Quanicassee to Sebewaing (Site 278).
 B.202. Sebewaing to Sand Point (Site 288).
 B.203. Caseville (Site 290).
 B.204. Sand Point to Port Austin (Site 236).

2009:

- B.205. Saginaw Bay all sites combined.
 B.206. Tawas (Site 250).
 B.207. Au Gres (Site 255).
 B.208. Saganing Creek to mouth of Saginaw River (Site 260).
 B.209. Saginaw River — mouth to confluence with Tittabawassee River (Site 355).
 B.210. Tittabawassee River — Dow Dam to confluence with the Saginaw River (Site 401).
 B.211. Essexville to mouth of Saginaw River (Site 356).
 B.212. Quanicassee to Sebewaing (Site 278).
 B.213. Sebewaing to Sand Point (Site 288).
 B.214. Caseville (Site 290).
 B.215. Sand Point to Port Austin (Site 236).

2010:

- B.216. Saginaw Bay all sites combined.
 B.217. Tawas (Site 250).
 B.218. Au Gres (Site 255).
 B.219. Saganing Creek to mouth of Saginaw River (Site 260).
 B.220. Saginaw River — mouth to confluence with Tittabawassee River (Site 355).
 B.221. Tittabawassee River — Dow Dam to confluence with the Saginaw River (Site 401).
 B.222. Essexville to mouth of Saginaw River (Site 356).
 B.223. Quanicassee to Sebewaing (Site 278).
 B.224. Sebewaing to Sand Point (Site 288).
 B.225. Caseville (Site 290).
 B.226. Sand Point to Port Austin (Site 236).

Table B.1.–Saginaw Bay all sites combined for 1986. “NS” means not sampled.

Species	Harvest per hr	Jan	Feb	Mar	Apr	May	Jun	Jul	Aug	Sep	Oct	Nov	Season
Brown Trout	0.0034 (0.0061)	NS	NS	NS	5,666 (5,137)	592 (273)	131 (271)	707 (703)	17 (35)	102 (113)	271 (230)	4 (9)	7,490 (5,206)
Channel Catfish	0.0355 (0.0138)	NS	NS	NS	1,092 (1,482)	9,980 (5,061)	19,840 (7,114)	17,553 (6,806)	12,974 (15,442)	15,992 (15,406)	526 (606)	0 (0)	77,957 (24,513)
Chinook Salmon	0.0049 (0.0058)	NS	NS	NS	308 (478)	696 (1,125)	281 (299)	4,789 (3,865)	2,255 (1,030)	2,280 (1,141)	189 (236)	0 (0)	10,798 (4,352)
Coho Salmon	0.0008 (0.0015)	NS	NS	NS	216 (508)	0 (0)	132 (280)	644 (1,303)	74 (92)	671 (525)	0 (0)	0 (0)	1,737 (1,523)
Freshwater Drum	0.0060 (0.0045)	NS	NS	NS	157 (211)	2,777 (2,115)	6,215 (5,665)	2,276 (1,095)	1,713 (2,478)	138 (220)	0 (0)	0 (0)	13,276 (6,633)
Lake Trout	0.0089 (0.0067)	NS	NS	NS	43 (90)	1,863 (2,111)	5,979 (3,007)	9,184 (4,649)	2,521 (2,047)	0 (0)	0 (0)	0 (0)	19,590 (6,270)
Lake Whitefish	0.0000 (0.0000)	NS	NS	NS	0 (0)	0 (0)	0 (0)	0 (0)	0 (0)	0 (0)	0 (0)	0 (0)	0 (0)
Largemouth Bass	0.0013 (0.0019)	NS	NS	NS	0 (0)	1,154 (805)	448 (490)	1,164 (1,111)	118 (155)	31 (64)	0 (0)	0 (0)	2,915 (1,466)
Muskellunge	0.0000 (0.0000)	NS	NS	NS	0 (0)	0 (0)	0 (0)	0 (0)	0 (0)	0 (0)	0 (0)	0 (0)	0 (0)
Northern Pike	0.0003 (0.0005)	NS	NS	NS	14 (30)	315 (369)	0 (0)	87 (102)	148 (300)	59 (83)	39 (49)	0 (0)	662 (497)
Other	0.0025 (0.0030)	NS	NS	NS	89 (115)	4,772 (3,263)	293 (326)	73 (105)	0 (0)	3 (5)	256 (428)	1 (3)	5,487 (3,311)
Pink Salmon	0.0000 (0.0000)	NS	NS	NS	0 (0)	0 (0)	0 (0)	0 (0)	0 (0)	0 (0)	0 (0)	0 (0)	0 (0)
Pumpkinseed	0.0006 (0.0015)	NS	NS	NS	242 (520)	435 (502)	64 (65)	284 (582)	212 (285)	0 (0)	0 (0)	0 (0)	1,237 (973)
Rainbow Trout	0.0018 (0.0158)	NS	NS	NS	3,485 (6,492)	45 (58)	48 (97)	211 (324)	0 (0)	0 (0)	79 (84)	39 (65)	3,907 (6,502)
Rock Bass	0.0007 (0.0006)	NS	NS	NS	74 (127)	825 (681)	121 (96)	489 (281)	29 (43)	20 (40)	44 (56)	0 (0)	1,602 (758)
Round whitefish	0.0000 (0.0000)	NS	NS	NS	0 (0)	0 (0)	0 (0)	0 (0)	0 (0)	0 (0)	0 (0)	0 (0)	0 (0)
Smallmouth bass	0.0005 (0.0010)	NS	NS	NS	0 (0)	242 (416)	353 (517)	216 (262)	26 (55)	0 (0)	217 (442)	0 (0)	1,054 (841)
Walleye	0.0336 (0.0150)	NS	NS	NS	1,265 (2,583)	16,842 (14,983)	7,172 (3,553)	37,941 (23,795)	10,226 (7,273)	400 (420)	50 (103)	15 (23)	73,911 (29,378)
White bass	0.0272 (0.0243)	NS	NS	NS	2,390 (2,935)	36,582 (20,331)	15,950 (9,230)	485 (604)	1,384 (1,637)	3,036 (6,058)	0 (0)	0 (0)	59,827 (23,386)
White perch	0.0001 (0.0003)	NS	NS	NS	21 (42)	57 (102)	35 (74)	0 (0)	0 (0)	0 (0)	0 (0)	0 (0)	113 (132)
Yellow perch	0.8278 (0.1478)	NS	NS	NS	380,390 (109,732)	48,647 (15,924)	202,061 (54,793)	382,239 (108,090)	320,727 (144,083)	271,037 (177,702)	169,073 (68,857)	46,116 (24,275)	1,820,290 (290,945)
Angler Hrs		NS	NS	NS	239,127 (60,523)	391,908 (101,941)	327,698 (40,402)	594,238 (91,611)	347,781 (59,549)	189,872 (51,994)	90,366 (10,319)	17,972 (3,194)	2,198,962 (175,236)
Angler Trips		NS	NS	NS	49,032 (12,331)	88,268 (16,889)	80,397 (8,859)	125,198 (17,888)	83,693 (12,530)	50,795 (11,681)	28,683 (3,014)	17,972 (1,268)	524,038 (12,331)
Angler Days		NS	NS	NS	52,247 (11,364)	82,068 (15,895)	76,242 (8,609)	119,986 (17,296)	79,952 (12,365)	47,814 (11,175)	26,601 (2,965)	17,972 (1,266)	502,882 (11,364)

Table B.2.–Tawas (Site 250) for 1986. “NS” means not sampled.

Species	Harvest per hr	Jan	Feb	Mar	Apr	May	Jun	Jul	Aug	Sep	Oct	Nov	Season
Brown Trout	0.0183 (0.0161)	NS	NS	NS	5,272 (6,053)	592 (378)	131 (271)	428 (391)	17 (35)	102 (158)	236 (317)	4 (9)	6,782 (5,152)
Channel Catfish	0.0002 (0.0069)	NS	NS	NS	0 (0)	0 (0)	14 (29)	0 (0)	0 (0)	8 (12)	42 (78)	0 (0)	64 (84)
Chinook Salmon	0.0110 (0.0073)	NS	NS	NS	0 (0)	43 (67)	67 (137)	931 (613)	1,136 (738)	1,732 (1,330)	180 (269)	0 (0)	4,089 (1,417)
Coho Salmon	0.0018 (0.0058)	NS	NS	NS	216 (508)	0 (0)	0 (0)	0 (0)	74 (128)	368 (357)	0 (0)	0 (0)	658 (581)
Freshwater Drum	0.0000 (0.0000)	NS	NS	NS	0 (0)	0 (0)	0 (0)	0 (0)	0 (0)	0 (0)	0 (0)	0 (0)	0 (0)
Lake Trout	0.0147 (0.0184)	NS	NS	NS	43 (90)	10 (20)	1,755 (979)	3,631 (1,729)	0 (0)	0 (0)	0 (0)	0 (0)	5,439 (1,989)
Lake Whitefish	0.0000 (0.0000)	NS	NS	NS	0 (0)	0 (0)	0 (0)	0 (0)	0 (0)	0 (0)	0 (0)	0 (0)	0 (0)
Largemouth Bass	0.0000 (0.0000)	NS	NS	NS	0 (0)	0 (0)	0 (0)	0 (0)	0 (0)	0 (0)	0 (0)	0 (0)	0 (0)
Muskellunge	0.0000 (0.0000)	NS	NS	NS	0 (0)	0 (0)	0 (0)	0 (0)	0 (0)	0 (0)	0 (0)	0 (0)	0 (0)
Northern Pike	0.0008 (0.0018)	NS	NS	NS	14 (30)	8 (17)	0 (0)	38 (78)	148 (300)	59 (94)	26 (54)	0 (0)	293 (325)
Other	0.0000 (0.0032)	NS	NS	NS	0 (0)	0 (0)	0 (0)	0 (0)	0 (0)	0 (0)	0 (0)	1 (3)	1 (3)
Pink Salmon	0.0000 (0.0000)	NS	NS	NS	0 (0)	0 (0)	0 (0)	0 (0)	0 (0)	0 (0)	0 (0)	0 (0)	0 (0)
Pumpkinseed	0.0000 (0.0000)	NS	NS	NS	0 (0)	0 (0)	0 (0)	0 (0)	0 (0)	0 (0)	0 (0)	0 (0)	0 (0)
Rainbow Trout	0.0021 (0.0069)	NS	NS	NS	350 (694)	45 (81)	48 (97)	211 (324)	0 (0)	0 (0)	79 (88)	39 (67)	772 (763)
Rock Bass	0.0017 (0.0034)	NS	NS	NS	0 (0)	152 (203)	60 (79)	412 (450)	0 (0)	0 (0)	3 (6)	0 (0)	627 (304)
Round whitefish	0.0000 (0.0000)	NS	NS	NS	0 (0)	0 (0)	0 (0)	0 (0)	0 (0)	0 (0)	0 (0)	0 (0)	0 (0)
Smallmouth bass	0.0002 (0.0011)	NS	NS	NS	0 (0)	23 (34)	0 (0)	48 (99)	0 (0)	0 (0)	4 (8)	0 (0)	75 (82)
Walleye	0.0016 (0.0036)	NS	NS	NS	0 (0)	15 (31)	138 (203)	369 (420)	0 (0)	83 (125)	0 (0)	1 (2)	606 (478)
White bass	0.0001 (0.0169)	NS	NS	NS	0 (0)	0 (0)	0 (0)	49 (99)	0 (0)	0 (0)	0 (0)	0 (0)	49 (99)
White perch	0.0000 (0.0000)	NS	NS	NS	0 (0)	0 (0)	0 (0)	0 (0)	0 (0)	0 (0)	0 (0)	0 (0)	0 (0)
Yellow perch	0.2708 (0.2103)	NS	NS	NS	47,853 (75,679)	4,109 (3,418)	2,286 (2,137)	1,669 (1,950)	431 (847)	14,350 (12,725)	26,823 (15,830)	2,830 (2,585)	100,351 (67,923)
Angler Hrs		NS	NS	NS	109,708 (66,852)	26,437 (11,439)	55,363 (18,407)	56,249 (18,930)	59,865 (19,531)	42,441 (20,626)	18,951 (7,243)	1,582 (1,198)	370,596 (164,226)
Angler Trips		NS	NS	NS	15,159 (10,340)	4,967 (2,298)	14,482 (4,765)	12,904 (4,372)	15,355 (5,827)	10,843 (5,160)	5,458 (2,189)	1,582 (1,198)	80,750 (92,661)
Angler Days		NS	NS	NS	19,192 (11,480)	4,033 (1,898)	11,659 (4,042)	11,861 (4,058)	15,334 (5,821)	9,832 (4,762)	5,182 (2,109)	1,582 (1,198)	78,675 (90,740)

Table B.3– Au Gres (Site 255) for 1986. “NS” means not sampled.

Species	Harvest per hr	Jan	Feb	Mar	Apr	May	Jun	Jul	Aug	Sep	Oct	Nov	Season
Brown Trout	0.0000 (0.0000)	NS	NS	NS	0 (0)	0 (0)	0 (0)	0 (0)	0 (0)	0 (0)	0 (0)	0 (0)	0 (0)
Channel Catfish	0.0167 (0.0170)	NS	NS	NS	0 (0)	304 (354)	3,789 (4,333)	1,225 (1,677)	605 (1,171)	0 (0)	0 (0)	0 (0)	5,923 (4,269)
Chinook Salmon	0.0000 (0.0000)	NS	NS	NS	0 (0)	0 (0)	0 (0)	0 (0)	0 (0)	0 (0)	0 (0)	0 (0)	0 (0)
Coho Salmon	0.0009 (0.0170)	NS	NS	NS	0 (0)	0 (0)	0 (0)	0 (0)	0 (0)	303 (453)	0 (0)	0 (0)	303 (453)
Freshwater Drum	0.0060 (0.0208)	NS	NS	NS	0 (0)	0 (0)	767 (1,262)	211 (337)	1,168 (2,451)	0 (0)	0 (0)	0 (0)	2,146 (2,684)
Lake Trout	0.0000 (0.0013)	NS	NS	NS	0 (0)	12 (25)	0 (0)	0 (0)	0 (0)	0 (0)	0 (0)	0 (0)	12 (25)
Lake Whitefish	0.0000 (0.0000)	NS	NS	NS	0 (0)	0 (0)	0 (0)	0 (0)	0 (0)	0 (0)	0 (0)	0 (0)	0 (0)
Largemouth Bass	0.0017 (0.0094)	NS	NS	NS	0 (0)	443 (763)	163 (335)	0 (0)	0 (0)	0 (0)	0 (0)	0 (0)	606 (766)
Muskellunge	0.0000 (0.0000)	NS	NS	NS	0 (0)	0 (0)	0 (0)	0 (0)	0 (0)	0 (0)	0 (0)	0 (0)	0 (0)
Northern Pike	0.0000 (0.0122)	NS	NS	NS	0 (0)	0 (0)	0 (0)	8 (18)	0 (0)	0 (0)	0 (0)	0 (0)	8 (18)
Other	0.0013 (0.0063)	NS	NS	NS	0 (0)	288 (470)	180 (367)	0 (0)	0 (0)	0 (0)	0 (0)	0 (0)	468 (523)
Pink Salmon	0.0000 (0.0000)	NS	NS	NS	0 (0)	0 (0)	0 (0)	0 (0)	0 (0)	0 (0)	0 (0)	0 (0)	0 (0)
Pumpkinseed	0.0000 (0.0000)	NS	NS	NS	0 (0)	0 (0)	0 (0)	0 (0)	0 (0)	0 (0)	0 (0)	0 (0)	0 (0)
Rainbow Trout	0.0000 (0.0000)	NS	NS	NS	0 (0)	0 (0)	0 (0)	0 (0)	0 (0)	0 (0)	0 (0)	0 (0)	0 (0)
Rock Bass	0.0004 (0.0051)	NS	NS	NS	10 (21)	113 (166)	15 (34)	15 (33)	0 (0)	0 (0)	0 (0)	0 (0)	153 (174)
Round whitefish	0.0000 (0.0000)	NS	NS	NS	0 (0)	0 (0)	0 (0)	0 (0)	0 (0)	0 (0)	0 (0)	0 (0)	0 (0)
Smallmouth bass	0.0013 (0.0036)	NS	NS	NS	0 (0)	0 (0)	353 (517)	102 (211)	0 (0)	0 (0)	0 (0)	0 (0)	455 (558)
Walleye	0.0185 (0.0218)	NS	NS	NS	0 (0)	0 (0)	329 (597)	5,032 (4,497)	1,220 (1,125)	0 (0)	0 (0)	0 (0)	6,581 (4,674)
White bass	0.0000 (0.0000)	NS	NS	NS	0 (0)	0 (0)	0 (0)	0 (0)	0 (0)	0 (0)	0 (0)	0 (0)	0 (0)
White perch	0.0001 (0.0039)	NS	NS	NS	21 (42)	0 (0)	0 (0)	0 (0)	0 (0)	0 (0)	0 (0)	0 (0)	21 (42)
Yellow perch	1.0804 (0.2893)	NS	NS	NS	60,635 (33,184)	12,813 (9,942)	83,724 (41,751)	140,974 (61,477)	61,469 (27,426)	16,107 (23,701)	8,214 (6,345)	1,829 (1,416)	383,936 (83,284)
Angler Hrs		NS	NS	NS	31,801 (14,798)	28,975 (16,513)	65,792 (22,944)	105,718 (33,789)	68,048 (26,940)	35,927 (26,740)	17,882 (6,689)	1,237 (1,007)	355,380 (149,420)
Angler Trips		NS	NS	NS	9,668 (4,766)	7,951 (4,252)	16,495 (5,799)	22,231 (7,047)	17,512 (7,314)	10,243 (7,980)	5,756 (2,137)	1,237 (1,007)	91,093 (50,334)
Angler Days		NS	NS	NS	9,685 (4,770)	7,951 (4,252)	16,495 (5,799)	21,795 (6,935)	17,311 (7,297)	10,243 (7,980)	5,699 (2,138)	1,237 (1,007)	90,416 (50,206)

Table B.4.--Saganing Creek to mouth of Saginaw River (Site 260) for 1986. "NS" means not sampled.

Species	Harvest per hr	Jan	Feb	Mar	Apr	May	Jun	Jul	Aug	Sep	Oct	Nov	Season
Brown Trout	0.0000 (0.0000)	NS	NS	NS	0 (0)	0 (0)	0 (0)	0 (0)	0 (0)	0 (0)	0 (0)	0 (0)	0 (0)
Channel Catfish	0.1038 (0.0479)	NS	NS	NS	807 (1,452)	1,984 (2,147)	5,497 (3,777)	9,080 (6,675)	4,550 (2,999)	771 (1,460)	368 (572)	0 (0)	23,057 (8,173)
Chinook Salmon	0.0000 (0.0000)	NS	NS	NS	0 (0)	0 (0)	0 (0)	0 (0)	0 (0)	0 (0)	0 (0)	0 (0)	0 (0)
Coho Salmon	0.0000 (0.0000)	NS	NS	NS	0 (0)	0 (0)	0 (0)	0 (0)	0 (0)	0 (0)	0 (0)	0 (0)	0 (0)
Freshwater Drum	0.0055 (0.0040)	NS	NS	NS	62 (107)	507 (583)	305 (296)	190 (244)	150 (166)	7 (15)	0 (0)	0 (0)	1,221 (725)
Lake Trout	0.0000 (0.0000)	NS	NS	NS	0 (0)	0 (0)	0 (0)	0 (0)	0 (0)	0 (0)	0 (0)	0 (0)	0 (0)
Lake Whitefish	0.0000 (0.0000)	NS	NS	NS	0 (0)	0 (0)	0 (0)	0 (0)	0 (0)	0 (0)	0 (0)	0 (0)	0 (0)
Largemouth Bass	0.0036 (0.0049)	NS	NS	NS	0 (0)	50 (103)	19 (39)	628 (699)	92 (149)	0 (0)	0 (0)	0 (0)	789 (723)
Muskellunge	0.0000 (0.0000)	NS	NS	NS	0 (0)	0 (0)	0 (0)	0 (0)	0 (0)	0 (0)	0 (0)	0 (0)	0 (0)
Northern Pike	0.0008 (0.0111)	NS	NS	NS	0 (0)	188 (354)	0 (0)	0 (0)	0 (0)	0 (0)	0 (0)	0 (0)	188 (340)
Other	0.0025 (0.0047)	NS	NS	NS	42 (96)	105 (222)	113 (232)	38 (77)	0 (0)	0 (0)	256 (428)	0 (0)	554 (537)
Pink Salmon	0.0000 (0.0000)	NS	NS	NS	0 (0)	0 (0)	0 (0)	0 (0)	0 (0)	0 (0)	0 (0)	0 (0)	0 (0)
Pumpkinseed	0.0009 (0.0065)	NS	NS	NS	0 (0)	58 (105)	0 (0)	0 (0)	149 (309)	0 (0)	0 (0)	0 (0)	207 (287)
Rainbow Trout	0.0000 (0.0000)	NS	NS	NS	0 (0)	0 (0)	0 (0)	0 (0)	0 (0)	0 (0)	0 (0)	0 (0)	0 (0)
Rock Bass	0.0003 (0.0102)	NS	NS	NS	53 (124)	0 (0)	0 (0)	0 (0)	0 (0)	0 (0)	22 (48)	0 (0)	75 (133)
Round whitefish	0.0000 (0.0000)	NS	NS	NS	0 (0)	0 (0)	0 (0)	0 (0)	0 (0)	0 (0)	0 (0)	0 (0)	0 (0)
Smallmouth bass	0.0000 (0.0000)	NS	NS	NS	0 (0)	0 (0)	0 (0)	0 (0)	0 (0)	0 (0)	0 (0)	0 (0)	0 (0)
Walleye	0.0761 (0.0370)	NS	NS	NS	36 (83)	1,872 (1,542)	4,862 (2,739)	8,126 (5,071)	1,947 (1,358)	45 (109)	0 (0)	14 (32)	16,902 (6,120)
White bass	0.1723 (0.1059)	NS	NS	NS	2,324 (2,932)	18,758 (15,661)	12,642 (9,084)	345 (580)	1,306 (1,633)	2,914 (6,055)	0 (0)	0 (0)	38,289 (19,309)
White perch	0.0002 (0.0028)	NS	NS	NS	0 (0)	15 (33)	35 (74)	0 (0)	0 (0)	0 (0)	0 (0)	0 (0)	50 (81)
Yellow perch	1.2711 (0.4538)	NS	NS	NS	23,760 (22,923)	13,796 (12,363)	30,155 (20,487)	75,344 (44,629)	57,345 (36,318)	32,342 (42,462)	44,148 (29,927)	5,517 (6,704)	282,407 (80,113)
Angler Hrs		NS	NS	NS	15,462 (13,924)	32,030 (20,211)	37,946 (14,846)	75,014 (35,117)	42,097 (17,802)	13,096 (14,580)	5,889 (2,779)	649 (624)	222,183 (119,883)
Angler Trips		NS	NS	NS	5,896 (5,006)	7,335 (4,971)	8,975 (3,738)	15,953 (7,472)	8,203 (3,701)	2,513 (2,747)	1,563 (736)	649 (624)	51,087 (37,913)
Angler Days		NS	NS	NS	5,214 (4,355)	7,210 (4,943)	8,975 (3,738)	15,144 (7,211)	7,742 (3,500)	2,513 (2,747)	1,416 (684)	649 (624)	48,863 (37,371)

Table B.5.--Saginaw River--mouth to confluence with Tittabawassee River (Site 355) for 1986. "NS" means not sampled.

Species	Harvest per hr	Jan	Feb	Mar	Apr	May	Jun	Jul	Aug	Sep	Oct	Nov	Dec	Season
Black crappie	0.0023 (0.0036)	NS	NS	NS	NS	495 (737)	NS	NS	NS	NS	NS	NS	NS	495 (737)
Bluegill	0.0000 (0.0000)	NS	NS	NS	NS	0 (0)	NS	NS	NS	NS	NS	NS	NS	0 (0)
Channel Catfish	0.0005 (0.0008)	NS	NS	NS	NS	101 (158)	NS	NS	NS	NS	NS	NS	NS	101 (158)
Common white sucker	0.0000 (0.0000)	NS	NS	NS	NS	0 (0)	NS	NS	NS	NS	NS	NS	NS	0 (0)
Freshwater Drum	0.0106 (0.0108)	NS	NS	NS	NS	2,237 (2,033)	NS	NS	NS	NS	NS	NS	NS	2,237 (2,033)
Lake Trout	0.0000 (0.0000)	NS	NS	NS	NS	0 (0)	NS	NS	NS	NS	NS	NS	NS	0 (0)
Lake Whitefish	0.0000 (0.0000)	NS	NS	NS	NS	0 (0)	NS	NS	NS	NS	NS	NS	NS	0 (0)
Largemouth Bass	0.0000 (0.0000)	NS	NS	NS	NS	0 (0)	NS	NS	NS	NS	NS	NS	NS	0 (0)
Northern Pike	0.0004 (0.0007)	NS	NS	NS	NS	82 (134)	NS	NS	NS	NS	NS	NS	NS	82 (134)
Other	0.0019 (0.0035)	NS	NS	NS	NS	405 (721)	NS	NS	NS	NS	NS	NS	NS	405 (721)
Pumpkinseed	0.0000 (0.0014)	NS	NS	NS	NS	0 (0)	NS	NS	NS	NS	NS	NS	NS	0 (0)
Rainbow Trout	0.0000 (0.0000)	NS	NS	NS	NS	0 (0)	NS	NS	NS	NS	NS	NS	NS	0 (0)
Rock Bass	0.0006 (0.0009)	NS	NS	NS	NS	117 (177)	NS	NS	NS	NS	NS	NS	NS	117 (177)
Smallmouth bass	0.0000 (0.0000)	NS	NS	NS	NS	0 (0)	NS	NS	NS	NS	NS	NS	NS	0 (0)
Walleye	0.0693 (0.0773)	NS	NS	NS	NS	14,643 (14,901)	NS	NS	NS	NS	NS	NS	NS	14,643 (14,901)
White bass	0.0781 (0.0712)	NS	NS	NS	NS	16,513 (13,009)	NS	NS	NS	NS	NS	NS	NS	16,513 (13,009)
White perch	0.0002 (0.0005)	NS	NS	NS	NS	42 (96)	NS	NS	NS	NS	NS	NS	NS	42 (96)
Yellow perch	0.0070 (0.0092)	NS	NS	NS	NS	1,478 (1,824)	NS	NS	NS	NS	NS	NS	NS	1,478 (1,824)
Angler Hrs		NS	NS	NS	NS	211,344 (97,000)	NS	NS	NS	NS	NS	NS	NS	211,344 (97,000)
Angler Trips		NS	NS	NS	NS	47,052 (15,425)	NS	NS	NS	NS	NS	NS	NS	47,052 (15,425)
Angler Days		NS	NS	NS	NS	44,351 (14,475)	NS	NS	NS	NS	NS	NS	NS	44,351 (14,475)

Table B.6.–Essexville to mouth of Saginaw River (Site 356) for 1986. “NS” means not sampled.

Species	Harvest per hr	Jan	Feb	Mar	Apr	May	Jun	Jul	Aug	Sep	Oct	Nov	Season
Brown Trout	0.0000 (0.0000)	NS	NS	NS	0 (0)	0 (0)	0 (0)	0 (0)	0 (0)	0 (0)	0 (0)	0 (0)	0 (0)
Channel Catfish	0.0306 (0.1848)	NS	NS	NS	0 (0)	319 (712)	130 (266)	807 (952)	6,909 (15,628)	0 (0)	0 (0)	0 (0)	8,165 (15,122)
Chinook Salmon	0.0000 (0.0000)	NS	NS	NS	0 (0)	0 (0)	0 (0)	0 (0)	0 (0)	0 (0)	0 (0)	0 (0)	0 (0)
Coho Salmon	0.0000 (0.0000)	NS	NS	NS	0 (0)	0 (0)	0 (0)	0 (0)	0 (0)	0 (0)	0 (0)	0 (0)	0 (0)
Freshwater Drum	0.0166 (0.2437)	NS	NS	NS	0 (0)	0 (0)	3,375 (5,384)	896 (799)	48 (71)	99 (208)	0 (0)	0 (0)	4,418 (5,447)
Lake Trout	0.0000 (0.0000)	NS	NS	NS	0 (0)	0 (0)	0 (0)	0 (0)	0 (0)	0 (0)	0 (0)	0 (0)	0 (0)
Lake Whitefish	0.0000 (0.0000)	NS	NS	NS	0 (0)	0 (0)	0 (0)	0 (0)	0 (0)	0 (0)	0 (0)	0 (0)	0 (0)
Largemouth Bass	0.0000 (0.0000)	NS	NS	NS	0 (0)	0 (0)	0 (0)	0 (0)	0 (0)	0 (0)	0 (0)	0 (0)	0 (0)
Muskellunge	0.0000 (0.0000)	NS	NS	NS	0 (0)	0 (0)	0 (0)	0 (0)	0 (0)	0 (0)	0 (0)	0 (0)	0 (0)
Northern Pike	0.0000 (0.0000)	NS	NS	NS	0 (0)	0 (0)	0 (0)	0 (0)	0 (0)	0 (0)	0 (0)	0 (0)	0 (0)
Other	0.0000 (0.0048)	NS	NS	NS	0 (0)	10 (21)	0 (0)	0 (0)	0 (0)	0 (0)	0 (0)	0 (0)	10 (21)
Pink Salmon	0.0000 (0.0000)	NS	NS	NS	0 (0)	0 (0)	0 (0)	0 (0)	0 (0)	0 (0)	0 (0)	0 (0)	0 (0)
Pumpkinseed	0.0002 (0.0167)	NS	NS	NS	0 (0)	0 (0)	0 (0)	0 (0)	44 (90)	0 (0)	0 (0)	0 (0)	44 (90)
Rainbow Trout	0.0000 (0.0000)	NS	NS	NS	0 (0)	0 (0)	0 (0)	0 (0)	0 (0)	0 (0)	0 (0)	0 (0)	0 (0)
Rock Bass	0.0000 (0.0000)	NS	NS	NS	0 (0)	0 (0)	0 (0)	0 (0)	0 (0)	0 (0)	0 (0)	0 (0)	0 (0)
Round whitefish	0.0000 (0.0000)	NS	NS	NS	0 (0)	0 (0)	0 (0)	0 (0)	0 (0)	0 (0)	0 (0)	0 (0)	0 (0)
Smallmouth bass	0.0000 (0.0000)	NS	NS	NS	0 (0)	0 (0)	0 (0)	0 (0)	0 (0)	0 (0)	0 (0)	0 (0)	0 (0)
Walleye	0.0589 (0.1389)	NS	NS	NS	0 (0)	73 (162)	0 (0)	12,686 (22,358)	2,781 (5,730)	119 (292)	50 (103)	0 (0)	15,709 (23,083)
White bass	0.0161 (0.0232)	NS	NS	NS	63 (141)	1,082 (1,709)	3,038 (2,007)	0 (0)	44 (90)	73 (148)	0 (0)	0 (0)	4,300 (2,094)
White perch	0.0000 (0.0000)	NS	NS	NS	0 (0)	0 (0)	0 (0)	0 (0)	0 (0)	0 (0)	0 (0)	0 (0)	0 (0)
Yellow perch	1.4061 (0.8386)	NS	NS	NS	51,626 (39,274)	4,124 (5,374)	40,672 (28,366)	12,249 (19,908)	114,562 (131,522)	118,750 (150,425)	16,871 (9,407)	16,182 (20,007)	375,036 (203,342)
Angler Hrs		NS	NS	NS	12,070 (8,249)	29,575 (15,776)	54,378 (20,450)	85,807 (31,096)	44,452 (24,984)	24,547 (26,162)	11,737 (5,138)	4,162 (3,216)	266,728 (135,071)
Angler Trips		NS	NS	NS	3,071 (1,977)	6,557 (3,217)	16,368 (5,696)	19,654 (7,677)	10,285 (5,549)	5,306 (4,686)	2,576 (1,135)	4,162 (3,216)	67,979 (39,425)
Angler Days		NS	NS	NS	2,909 (1,891)	6,448 (3,226)	16,368 (5,696)	19,654 (7,677)	10,051 (5,501)	5,242 (4,670)	2,381 (1,081)	4,162 (3,216)	67,215 (39,316)

Table B.7.–Quanicassee to Sebewaing (Site 278) for 1986. “NS” means not sampled.

Species	Harvest per hr	Jan	Feb	Mar	Apr	May	Jun	Jul	Aug	Sep	Oct	Nov	Season
Brown Trout	0.0001 (0.0048)	NS	NS	NS	14 (30)	0 (0)	0 (0)	0 (0)	0 (0)	0 (0)	0 (0)	0 (0)	14 (30)
Channel Catfish	0.1145 (0.0614)	NS	NS	NS	265 (295)	5,116 (4,897)	3,163 (3,421)	3,962 (2,972)	530 (932)	933 (805)	116 (183)	0 (0)	14,085 (5,717)
Chinook Salmon	0.0000 (0.0000)	NS	NS	NS	0 (0)	0 (0)	0 (0)	0 (0)	0 (0)	0 (0)	0 (0)	0 (0)	0 (0)
Coho Salmon	0.0000 (0.0000)	NS	NS	NS	0 (0)	0 (0)	0 (0)	0 (0)	0 (0)	0 (0)	0 (0)	0 (0)	0 (0)
Freshwater Drum	0.0088 (0.0079)	NS	NS	NS	95 (182)	23 (32)	178 (295)	624 (616)	165 (196)	0 (0)	0 (0)	0 (0)	1,085 (591)
Lake Trout	0.0000 (0.0000)	NS	NS	NS	0 (0)	0 (0)	0 (0)	0 (0)	0 (0)	0 (0)	0 (0)	0 (0)	0 (0)
Lake Whitefish	0.0000 (0.0000)	NS	NS	NS	0 (0)	0 (0)	0 (0)	0 (0)	0 (0)	0 (0)	0 (0)	0 (0)	0 (0)
Largemouth Bass	0.0019 (0.0273)	NS	NS	NS	0 (0)	208 (242)	0 (0)	0 (0)	0 (0)	31 (64)	0 (0)	0 (0)	239 (250)
Muskellunge	0.0000 (0.0000)	NS	NS	NS	0 (0)	0 (0)	0 (0)	0 (0)	0 (0)	0 (0)	0 (0)	0 (0)	0 (0)
Northern Pike	0.0001 (0.0053)	NS	NS	NS	0 (0)	15 (31)	0 (0)	0 (0)	0 (0)	0 (0)	0 (0)	0 (0)	15 (31)
Other	0.0094 (0.0488)	NS	NS	NS	47 (64)	1,074 (1,622)	0 (0)	35 (71)	0 (0)	3 (5)	0 (0)	0 (0)	1,159 (1,478)
Pink Salmon	0.0000 (0.0000)	NS	NS	NS	0 (0)	0 (0)	0 (0)	0 (0)	0 (0)	0 (0)	0 (0)	0 (0)	0 (0)
Pumpkinseed	0.0008 (0.0047)	NS	NS	NS	0 (0)	32 (65)	46 (53)	0 (0)	19 (40)	0 (0)	0 (0)	0 (0)	97 (93)
Rainbow Trout	0.0000 (0.0000)	NS	NS	NS	0 (0)	0 (0)	0 (0)	0 (0)	0 (0)	0 (0)	0 (0)	0 (0)	0 (0)
Rock Bass	0.0010 (0.0027)	NS	NS	NS	11 (17)	27 (54)	46 (42)	0 (0)	0 (0)	20 (40)	19 (29)	0 (0)	123 (86)
Round whitefish	0.0000 (0.0000)	NS	NS	NS	0 (0)	0 (0)	0 (0)	0 (0)	0 (0)	0 (0)	0 (0)	0 (0)	0 (0)
Smallmouth bass	0.0033 (0.0356)	NS	NS	NS	0 (0)	194 (411)	0 (0)	0 (0)	0 (0)	0 (0)	213 (442)	0 (0)	407 (604)
Walleye	0.0083 (0.0145)	NS	NS	NS	0 (0)	0 (0)	61 (82)	547 (638)	369 (331)	47 (117)	0 (0)	0 (0)	1,024 (733)
White bass	0.0028 (0.0099)	NS	NS	NS	3 (6)	194 (411)	36 (49)	34 (69)	34 (70)	49 (109)	0 (0)	0 (0)	350 (439)
White perch	0.0000 (0.0000)	NS	NS	NS	0 (0)	0 (0)	0 (0)	0 (0)	0 (0)	0 (0)	0 (0)	0 (0)	0 (0)
Yellow perch	1.5118 (0.7734)	NS	NS	NS	11,598 (9,941)	4,178 (6,407)	14,927 (8,956)	19,885 (14,052)	26,176 (30,160)	60,806 (80,478)	28,957 (20,131)	19,458 (12,671)	185,985 (89,205)
Angler Hrs		NS	NS	NS	8,746 (4,265)	14,865 (6,229)	20,573 (6,938)	23,981 (8,704)	20,126 (8,175)	13,874 (14,423)	12,381 (5,774)	8,474 (6,166)	123,020 (60,674)
Angler Trips		NS	NS	NS	758 (498)	4,459 (1,882)	4,827 (1,727)	6,135 (2,433)	4,747 (2,143)	3,780 (3,095)	4,511 (2,162)	8,474 (6,166)	37,691 (23,873)
Angler Days		NS	NS	NS	758 (498)	3,838 (1,676)	4,260 (1,573)	5,520 (2,264)	4,298 (1,963)	3,246 (2,948)	3,780 (1,834)	8,474 (6,166)	34,174 (22,689)

Table B.8.--Sebawaing to Sand Point (Site 288) for 1986. "NS" means not sampled.

Species	Harvest per hr	Jan	Feb	Mar	Apr	May	Jun	Jul	Aug	Sep	Oct	Nov	Season
Brown Trout	0.0000 (0.0000)	NS	NS	NS	0 (0)	0 (0)	0 (0)	0 (0)	0 (0)	0 (0)	0 (0)	0 (0)	0 (0)
Channel Catfish	0.0610 (0.0296)	NS	NS	NS	20 (43)	2,156 (2,341)	7,202 (4,542)	2,025 (1,650)	380 (579)	262 (554)	0 (0)	0 (0)	12,045 (4,457)
Chinook Salmon	0.0000 (0.0000)	NS	NS	NS	0 (0)	0 (0)	0 (0)	0 (0)	0 (0)	0 (0)	0 (0)	0 (0)	0 (0)
Coho Salmon	0.0000 (0.0000)	NS	NS	NS	0 (0)	0 (0)	0 (0)	0 (0)	0 (0)	0 (0)	0 (0)	0 (0)	0 (0)
Freshwater Drum	0.0103 (0.0117)	NS	NS	NS	0 (0)	10 (21)	1,590 (1,897)	242 (302)	182 (276)	0 (0)	0 (0)	0 (0)	2,024 (1,435)
Lake Trout	0.0000 (0.0000)	NS	NS	NS	0 (0)	0 (0)	0 (0)	0 (0)	0 (0)	0 (0)	0 (0)	0 (0)	0 (0)
Lake Whitefish	0.0000 (0.0000)	NS	NS	NS	0 (0)	0 (0)	0 (0)	0 (0)	0 (0)	0 (0)	0 (0)	0 (0)	0 (0)
Largemouth Bass	0.0065 (0.0080)	NS	NS	NS	0 (0)	453 (324)	266 (501)	536 (863)	26 (41)	0 (0)	0 (0)	0 (0)	1,281 (989)
Muskellunge	0.0000 (0.0000)	NS	NS	NS	0 (0)	0 (0)	0 (0)	0 (0)	0 (0)	0 (0)	0 (0)	0 (0)	0 (0)
Northern Pike	0.0002 (0.0011)	NS	NS	NS	0 (0)	8 (16)	0 (0)	41 (63)	0 (0)	0 (0)	0 (0)	0 (0)	49 (65)
Other	0.0146 (0.4697)	NS	NS	NS	0 (0)	2,890 (2,774)	0 (0)	0 (0)	0 (0)	0 (0)	0 (0)	0 (0)	2,890 (2,774)
Pink Salmon	0.0000 (0.0000)	NS	NS	NS	0 (0)	0 (0)	0 (0)	0 (0)	0 (0)	0 (0)	0 (0)	0 (0)	0 (0)
Pumpkinseed	0.0045 (0.0150)	NS	NS	NS	242 (520)	345 (391)	18 (37)	284 (582)	0 (0)	0 (0)	0 (0)	0 (0)	889 (874)
Rainbow Trout	0.0000 (0.0000)	NS	NS	NS	0 (0)	0 (0)	0 (0)	0 (0)	0 (0)	0 (0)	0 (0)	0 (0)	0 (0)
Rock Bass	0.0023 (0.0066)	NS	NS	NS	0 (0)	416 (707)	0 (0)	28 (58)	16 (34)	0 (0)	0 (0)	0 (0)	460 (625)
Round whitefish	0.0000 (0.0000)	NS	NS	NS	0 (0)	0 (0)	0 (0)	0 (0)	0 (0)	0 (0)	0 (0)	0 (0)	0 (0)
Smallmouth bass	0.0006 (0.0018)	NS	NS	NS	0 (0)	25 (52)	0 (0)	66 (136)	26 (55)	0 (0)	0 (0)	0 (0)	117 (156)
Walleye	0.0536 (0.0326)	NS	NS	NS	0 (0)	239 (245)	462 (574)	8,401 (4,027)	1,478 (1,081)	0 (0)	0 (0)	0 (0)	10,580 (3,663)
White bass	0.0017 (0.0055)	NS	NS	NS	0 (0)	35 (56)	234 (479)	57 (117)	0 (0)	0 (0)	0 (0)	0 (0)	326 (496)
White perch	0.0000 (0.0000)	NS	NS	NS	0 (0)	0 (0)	0 (0)	0 (0)	0 (0)	0 (0)	0 (0)	0 (0)	0 (0)
Yellow perch	0.7671 (0.3892)	NS	NS	NS	52,243 (35,407)	4,390 (3,789)	7,992 (7,435)	15,506 (11,344)	30,750 (29,153)	5,495 (12,995)	35,088 (61,406)	0 (0)	151,464 (72,382)
Angler Hrs		NS	NS	NS	15,161 (9,298)	13,972 (6,340)	38,333 (12,495)	68,224 (24,757)	33,446 (12,187)	17,569 (17,169)	9,236 (5,693)	1,518 (1,957)	197,459 (89,896)
Angler Trips		NS	NS	NS	5,121 (3,268)	2,475 (1,331)	6,009 (2,317)	13,378 (4,943)	9,620 (3,659)	3,974 (3,920)	2,911 (1,994)	1,518 (1,957)	45,006 (29,419)
Angler Days		NS	NS	NS	5,163 (3,278)	2,397 (1,288)	6,009 (2,317)	13,325 (4,924)	8,405 (3,692)	3,974 (3,920)	2,911 (1,994)	1,518 (1,957)	43,702 (29,390)

Table B.9.–Sand Point to Port Austin (site 236) for 1986. “NS” means not sampled.

Species	Harvest per hr	Jan	Feb	Mar	Apr	May	Jun	Jul	Aug	Sep	Oct	Nov	Season
Brown Trout	0.0007 (0.0040)	NS	NS	NS	380 (548)	0 (0)	0 (0)	279 (584)	0 (0)	0 (0)	35 (53)	0 (0)	694 (745)
Channel Catfish	0.0321 (0.0818)	NS	NS	NS	0 (0)	0 (0)	45 (92)	454 (842)	0 (0)	14,018 (16,319)	0 (0)	0 (0)	14,517 (15,318)
Chinook Salmon	0.0142 (0.0115)	NS	NS	NS	308 (478)	653 (1,123)	214 (266)	3,858 (3,816)	1,119 (812)	548 (701)	9 (19)	0 (0)	6,709 (4,115)
Coho Salmon	0.0017 (0.0062)	NS	NS	NS	0 (0)	0 (0)	132 (280)	644 (1,303)	0 (0)	0 (0)	0 (0)	0 (0)	776 (1,333)
Freshwater Drum	0.0003 (0.0012)	NS	NS	NS	0 (0)	0 (0)	0 (0)	113 (228)	0 (0)	32 (70)	0 (0)	0 (0)	145 (239)
Lake Trout	0.0313 (0.0223)	NS	NS	NS	0 (0)	1,841 (2,111)	4,224 (2,843)	5,553 (4,316)	2,521 (2,047)	0 (0)	0 (0)	0 (0)	14,139 (5,946)
Lake Whitefish	0.0000 (0.0000)	NS	NS	NS	0 (0)	0 (0)	0 (0)	0 (0)	0 (0)	0 (0)	0 (0)	0 (0)	0 (0)
Largemouth Bass	0.0000 (0.0000)	NS	NS	NS	0 (0)	0 (0)	0 (0)	0 (0)	0 (0)	0 (0)	0 (0)	0 (0)	0 (0)
Muskellunge	0.0000 (0.0000)	NS	NS	NS	0 (0)	0 (0)	0 (0)	0 (0)	0 (0)	0 (0)	0 (0)	0 (0)	0 (0)
Northern Pike	0.0001 (0.0042)	NS	NS	NS	0 (0)	14 (29)	0 (0)	0 (0)	0 (0)	0 (0)	13 (26)	0 (0)	27 (39)
Other	0.0000 (0.0000)	NS	NS	NS	0 (0)	0 (0)	0 (0)	0 (0)	0 (0)	0 (0)	0 (0)	0 (0)	0 (0)
Pink Salmon	0.0000 (0.0000)	NS	NS	NS	0 (0)	0 (0)	0 (0)	0 (0)	0 (0)	0 (0)	0 (0)	0 (0)	0 (0)
Pumpkinseed	0.0000 (0.0000)	NS	NS	NS	0 (0)	0 (0)	0 (0)	0 (0)	0 (0)	0 (0)	0 (0)	0 (0)	0 (0)
Rainbow Trout	0.0000 (0.4855)	NS	NS	NS	3,135 (6,457)	0 (0)	0 (0)	0 (0)	0 (0)	0 (0)	0 (0)	0 (0)	3,135 (6,457)
Rock Bass	0.0001 (0.0095)	NS	NS	NS	0 (0)	0 (0)	0 (0)	34 (69)	13 (27)	0 (0)	0 (0)	0 (0)	47 (74)
Round whitefish	0.0000 (0.0000)	NS	NS	NS	0 (0)	0 (0)	0 (0)	0 (0)	0 (0)	0 (0)	0 (0)	0 (0)	0 (0)
Smallmouth bass	0.0000 (0.0000)	NS	NS	NS	0 (0)	0 (0)	0 (0)	0 (0)	0 (0)	0 (0)	0 (0)	0 (0)	0 (0)
Walleye	0.0147 (0.0187)	NS	NS	NS	1,229 (2,582)	0 (0)	1,320 (2,095)	2,780 (2,814)	2,431 (3,960)	106 (237)	0 (0)	0 (0)	7,866 (5,892)
White bass	0.0000 (0.0000)	NS	NS	NS	0 (0)	0 (0)	0 (0)	0 (0)	0 (0)	0 (0)	0 (0)	0 (0)	0 (0)
White perch	0.0000 (0.0000)	NS	NS	NS	0 (0)	0 (0)	0 (0)	0 (0)	0 (0)	0 (0)	0 (0)	0 (0)	0 (0)
Yellow perch	0.4529 (0.2922)	NS	NS	NS	132,675 (89,000)	3,759 (4,180)	22,305 (24,994)	116,612 (74,206)	29,994 (20,656)	23,187 (28,627)	8,972 (13,073)	300 (453)	337,504 (110,150)
Angler Hrs		NS	NS	NS	46,179 (24,772)	34,710 (20,545)	55,313 (23,356)	179,245 (69,915)	79,747 (43,105)	42,418 (30,991)	14,290 (5,677)	350 (428)	452,252 (218,361)
Angler Trips		NS	NS	NS	9,359 (5,126)	7,472 (4,394)	13,241 (7,073)	34,943 (13,348)	17,971 (9,812)	14,136 (12,266)	5,908 (2,427)	350 (428)	103,380 (74,092)
Angler Days		NS	NS	NS	9,326 (5,117)	5,840 (3,745)	12,476 (6,861)	32,687 (12,662)	16,811 (9,467)	12,764 (11,135)	5,232 (2,367)	350 (428)	95,486 (71,009)

Table B.10.–Saginaw Bay all sites combined for 1987.

Species	Harvest per hr	Jan	Feb	Mar	Apr	May	Jun	Jul	Aug	Sep	Oct	Nov	Season
Brown Trout	0.0007 (0.0009)	1 (2)	17 (31)	0 (0)	670 (548)	16 (22)	0 (0)	192 (209)	329 (230)	317 (495)	378 (291)	0 (0)	1,920 (854)
Channel Catfish	0.0134 (0.0050)	0 (0)	0 (0)	16 (32)	1,511 (2,145)	5,395 (2,632)	14,083 (6,931)	11,371 (6,970)	2,226 (1,153)	3,673 (3,502)	96 (140)	0 (0)	38,371 (11,035)
Chinook Salmon	0.0040 (0.0026)	4 (9)	0 (0)	0 (0)	195 (191)	1,488 (538)	431 (256)	2,606 (1,315)	2,198 (898)	3,162 (1,376)	1,459 (982)	0 (0)	11,543 (2,405)
Coho Salmon	0.0001 (0.0005)	0 (0)	0 (0)	0 (0)	34 (39)	83 (97)	0 (0)	0 (0)	37 (60)	208 (192)	13 (18)	0 (0)	375 (227)
Freshwater Drum	0.0018 (0.0012)	0 (0)	0 (0)	0 (0)	94 (192)	2,187 (1,499)	1,593 (1,246)	913 (724)	323 (477)	96 (137)	46 (94)	0 (0)	5,252 (2,148)
Lake Trout	0.0037 (0.0066)	0 (0)	0 (0)	0 (0)	0 (0)	2,253 (888)	3,048 (1,682)	3,844 (1,937)	1,372 (737)	0 (0)	0 (0)	0 (0)	10,517 (2,813)
Lake Whitefish	0.0000 (0.0000)	0 (0)	0 (0)	0 (0)	0 (0)	0 (0)	0 (0)	0 (0)	0 (0)	0 (0)	0 (0)	0 (0)	0 (0)
Largemouth Bass	0.0012 (0.0024)	0 (0)	0 (0)	0 (0)	0 (0)	1,256 (1,567)	765 (835)	1,310 (1,271)	105 (185)	11 (22)	0 (0)	0 (0)	3,447 (2,192)
Muskellunge	0.0000 (0.0000)	0 (0)	0 (0)	0 (0)	0 (0)	0 (0)	0 (0)	0 (0)	0 (0)	0 (0)	0 (0)	0 (0)	0 (0)
Northern Pike	0.0014 (0.0014)	954 (908)	1,332 (1,018)	0 (0)	0 (0)	1,199 (1,334)	26 (55)	142 (124)	170 (132)	145 (116)	34 (70)	22 (36)	4,024 (1,922)
Other	0.0022 (0.0090)	0 (0)	0 (0)	5 (10)	1,035 (1,059)	5,009 (9,610)	253 (315)	0 (0)	30 (46)	0 (0)	0 (0)	0 (0)	6,332 (9,673)
Pink Salmon	0.0006 (0.0017)	0 (0)	0 (0)	0 (0)	0 (0)	446 (368)	934 (745)	35 (53)	68 (111)	128 (175)	0 (0)	0 (0)	1,611 (858)
Pumpkinseed	0.0025 (0.0044)	129 (263)	117 (175)	2,502 (2,878)	0 (0)	246 (334)	912 (1,315)	296 (348)	997 (1,101)	1,972 (1,673)	15 (27)	0 (0)	7,186 (3,789)
Rainbow Trout	0.0006 (0.0008)	44 (59)	4 (6)	85 (78)	216 (336)	50 (51)	98 (81)	435 (313)	224 (169)	60 (71)	402 (192)	0 (0)	1,618 (547)
Rock Bass	0.0004 (0.0007)	0 (0)	0 (0)	42 (72)	0 (0)	692 (496)	13 (25)	13 (28)	328 (432)	20 (40)	0 (0)	12 (25)	1,120 (664)
Round whitefish	0.0000 (0.0000)	0 (0)	0 (0)	0 (0)	0 (0)	0 (0)	0 (0)	0 (0)	0 (0)	0 (0)	0 (0)	0 (0)	0 (0)
Smallmouth bass	0.0001 (0.0001)	0 (0)	0 (0)	0 (0)	0 (0)	18 (37)	0 (0)	63 (75)	32 (65)	11 (22)	19 (39)	5 (11)	148 (115)
Walleye	0.0298 (0.0054)	104 (143)	532 (361)	0 (0)	5,997 (2,250)	6,474 (2,480)	8,761 (5,248)	39,999 (10,112)	9,576 (3,288)	1,256 (918)	7,757 (2,757)	5,061 (2,561)	85,517 (12,923)
White bass	0.0119 (0.0112)	0 (0)	1 (1)	0 (0)	3,347 (3,712)	25,835 (10,045)	2,361 (1,742)	1,588 (2,417)	1,012 (1,263)	65 (132)	2 (4)	0 (0)	34,211 (11,188)
White perch	0.0006 (0.0013)	16 (32)	0 (0)	130 (220)	170 (352)	880 (1,214)	0 (0)	451 (819)	0 (0)	0 (0)	0 (0)	0 (0)	1,647 (1,522)
Yellow perch	1.9564 (0.2157)	1,272,121 (216,832)	1,077,666 (224,418)	803,822 (319,838)	1,021,901 (268,269)	54,919 (19,974)	295,597 (89,286)	203,496 (47,439)	197,986 (48,561)	556,152 (149,253)	126,781 (34,610)	394 (504)	5,610,835 (555,066)
Angler Hrs		292,546 (35,380)	237,234 (21,362)	127,990 (28,118)	437,200 (66,231)	329,663 (47,136)	363,082 (48,460)	475,443 (57,328)	218,921 (30,032)	233,218 (39,071)	136,824 (16,931)	15,873 (4,894)	2,867,994 (140,421)
Angler Trips		59,135 (11,509)	45,345 (7,498)	23,835 (10,426)	399,747 (19,952)	86,799 (10,605)	85,098 (10,728)	101,144 (12,752)	55,964 (7,062)	53,003 (8,194)	32,000 (4,084)	4,140 (1,227)	946,210 (50,285)
Angler Days		56,880 (10,766)	43,352 (7,164)	24,020 (9,887)	399,685 (17,401)	82,680 (10,454)	79,749 (10,166)	96,532 (12,547)	51,916 (6,674)	47,095 (7,359)	29,533 (3,931)	4,127 (1,226)	915,569 (46,143)

Table B.11.–Tawas (Site 250) for 1987 “NS” means not sampled.

Species	Harvest per hr	Jan	Feb	Mar	Apr	May	Jun	Jul	Aug	Sep	Oct	Nov	Season
Brown Trout	0.0046 (0.0038)	1 (2)	15 (31)	0 (0)	580 (774)	16 (24)	0 (0)	118 (146)	288 (222)	69 (83)	358 (383)	NS	1,445 (662)
Channel Catfish	0.0041 (0.0039)	0 (0)	0 (0)	0 (0)	0 (0)	0 (0)	38 (59)	221 (283)	943 (709)	90 (125)	0 (0)	NS	1,292 (534)
Chinook Salmon	0.0152 (0.0065)	4 (9)	0 (0)	0 (0)	45 (58)	709 (367)	368 (239)	773 (431)	1,312 (649)	1,377 (818)	204 (213)	NS	4,792 (1,074)
Coho Salmon	0.0010 (0.0017)	0 (0)	0 (0)	0 (0)	34 (39)	16 (33)	0 (0)	0 (0)	37 (60)	208 (264)	13 (18)	NS	308 (208)
Freshwater Drum	0.0011 (0.0038)	0 (0)	0 (0)	0 (0)	0 (0)	0 (0)	45 (94)	251 (479)	48 (51)	0 (0)	0 (0)	NS	344 (460)
Lake Trout	0.0049 (0.0056)	0 (0)	0 (0)	0 (0)	0 (0)	186 (129)	425 (318)	419 (282)	519 (403)	0 (0)	0 (0)	NS	1,549 (600)
Lake Whitefish	0.0000 (0.0000)	0 (0)	0 (0)	0 (0)	0 (0)	0 (0)	0 (0)	0 (0)	0 (0)	0 (0)	0 (0)	NS	0 (0)
Largemouth Bass	0.0000 (0.0000)	0 (0)	0 (0)	0 (0)	0 (0)	0 (0)	0 (0)	0 (0)	0 (0)	0 (0)	0 (0)	NS	0 (0)
Muskellunge	0.0000 (0.0000)	0 (0)	0 (0)	0 (0)	0 (0)	0 (0)	0 (0)	0 (0)	0 (0)	0 (0)	0 (0)	NS	0 (0)
Northern Pike	0.0074 (0.0086)	356 (582)	912 (657)	0 (0)	0 (0)	632 (1,288)	26 (55)	119 (153)	170 (132)	129 (157)	0 (0)	NS	2,344 (1,520)
Other	0.0000 (0.0000)	0 (0)	0 (0)	0 (0)	0 (0)	0 (0)	0 (0)	0 (0)	0 (0)	0 (0)	0 (0)	NS	0 (0)
Pink Salmon	0.0010 (0.0024)	0 (0)	0 (0)	0 (0)	0 (0)	0 (0)	154 (206)	35 (53)	0 (0)	128 (247)	0 (0)	NS	317 (276)
Pumpkinseed	0.0000 (0.0000)	0 (0)	0 (0)	0 (0)	0 (0)	0 (0)	0 (0)	0 (0)	0 (0)	0 (0)	0 (0)	NS	0 (0)
Rainbow Trout	0.0033 (0.0016)	44 (59)	0 (0)	85 (78)	67 (89)	39 (48)	73 (81)	244 (274)	86 (69)	26 (56)	390 (321)	NS	1,054 (331)
Rock Bass	0.0004 (0.0059)	0 (0)	0 (0)	0 (0)	0 (0)	11 (19)	0 (0)	0 (0)	125 (97)	0 (0)	0 (0)	NS	136 (71)
Round whitefish	0.0000 (0.0000)	0 (0)	0 (0)	0 (0)	0 (0)	0 (0)	0 (0)	0 (0)	0 (0)	0 (0)	0 (0)	NS	0 (0)
Smallmouth bass	0.0002 (0.0022)	0 (0)	0 (0)	0 (0)	0 (0)	0 (0)	0 (0)	40 (58)	32 (65)	0 (0)	0 (0)	NS	72 (87)
Walleye	0.0063 (0.0044)	51 (122)	209 (309)	0 (0)	159 (346)	3 (5)	163 (330)	81 (78)	896 (567)	320 (284)	124 (142)	NS	2,006 (871)
White bass	0.0000 (0.0006)	0 (0)	0 (0)	0 (0)	0 (0)	0 (0)	0 (0)	0 (0)	14 (24)	0 (0)	0 (0)	NS	14 (24)
White perch	0.0000 (0.0000)	0 (0)	0 (0)	0 (0)	0 (0)	0 (0)	0 (0)	0 (0)	0 (0)	0 (0)	0 (0)	NS	0 (0)
Yellow perch	0.7921 (0.1783)	1,884 (2,830)	14,747 (14,655)	3,269 (3,592)	17,022 (13,574)	7,246 (3,773)	45,882 (27,565)	59,013 (21,674)	47,424 (21,529)	49,203 (21,965)	4,691 (5,324)	NS	250,381 (42,429)
Angler Hrs		5,705 (6,161)	26,383 (17,116)	3,499 (1,924)	52,114 (33,230)	25,531 (11,872)	40,588 (17,553)	45,379 (11,494)	47,549 (18,320)	58,408 (22,829)	10,954 (4,369)	NS	316,110 (144,868)
Angler Trips		1,323 (1,419)	6,232 (4,221)	823 (464)	14,411 (9,351)	7,774 (3,903)	11,290 (5,021)	11,265 (2,971)	11,618 (4,405)	13,503 (5,374)	3,251 (1,402)	NS	81,490 (81,507)
Angler Days		1,372 (1,479)	6,232 (4,221)	823 (464)	14,484 (9,357)	7,774 (3,903)	9,952 (4,519)	9,343 (2,603)	9,680 (3,601)	10,898 (4,323)	2,580 (1,160)	NS	73,138 (78,540)

Table B.12.–Au Gres (Site 255) for 1987 “NS” means not sampled

Species	Harvest per hr	Jan	Feb	Mar	Apr	May	Jun	Jul	Aug	Sep	Oct	Nov	Season
Brown Trout	0.0001 (0.0072)	0 (0)	0 (0)	0 (0)	66 (149)	0 (0)	0 (0)	0 (0)	0 (0)	0 (0)	0 (0)	NS	66 (149)
Channel Catfish	0.0146 (0.0119)	0 (0)	0 (0)	0 (0)	0 (0)	1,312 (1,501)	3,364 (3,274)	2,395 (2,456)	327 (766)	108 (221)	0 (0)	NS	7,506 (3,705)
Chinook Salmon	0.0001 (0.0032)	0 (0)	0 (0)	0 (0)	31 (65)	0 (0)	0 (0)	0 (0)	0 (0)	0 (0)	0 (0)	NS	31 (65)
Coho Salmon	0.0000 (0.0000)	0 (0)	0 (0)	0 (0)	0 (0)	0 (0)	0 (0)	0 (0)	0 (0)	0 (0)	0 (0)	NS	0 (0)
Freshwater Drum	0.0005 (0.0110)	0 (0)	0 (0)	0 (0)	0 (0)	0 (0)	40 (82)	0 (0)	232 (470)	0 (0)	0 (0)	NS	272 (477)
Lake Trout	0.0000 (0.0000)	0 (0)	0 (0)	0 (0)	0 (0)	0 (0)	0 (0)	0 (0)	0 (0)	0 (0)	0 (0)	NS	0 (0)
Lake Whitefish	0.0000 (0.0000)	0 (0)	0 (0)	0 (0)	0 (0)	0 (0)	0 (0)	0 (0)	0 (0)	0 (0)	0 (0)	NS	0 (0)
Largemouth Bass	0.0004 (0.0148)	0 (0)	0 (0)	0 (0)	0 (0)	225 (470)	0 (0)	0 (0)	0 (0)	0 (0)	0 (0)	NS	225 (470)
Muskellunge	0.0000 (0.0000)	0 (0)	0 (0)	0 (0)	0 (0)	0 (0)	0 (0)	0 (0)	0 (0)	0 (0)	0 (0)	NS	0 (0)
Northern Pike	0.0002 (0.0503)	115 (251)	0 (0)	0 (0)	0 (0)	0 (0)	0 (0)	0 (0)	0 (0)	0 (0)	0 (0)	NS	115 (251)
Other	0.0009 (0.0127)	0 (0)	0 (0)	0 (0)	356 (744)	120 (251)	0 (0)	0 (0)	0 (0)	0 (0)	0 (0)	NS	476 (785)
Pink Salmon	0.0000 (0.0000)	0 (0)	0 (0)	0 (0)	0 (0)	0 (0)	0 (0)	0 (0)	0 (0)	0 (0)	0 (0)	NS	0 (0)
Pumpkinseed	0.0005 (0.0041)	129 (263)	117 (175)	33 (73)	0 (0)	0 (0)	0 (0)	0 (0)	0 (0)	0 (0)	0 (0)	NS	279 (324)
Rainbow Trout	0.0000 (0.0000)	0 (0)	0 (0)	0 (0)	0 (0)	0 (0)	0 (0)	0 (0)	0 (0)	0 (0)	0 (0)	NS	0 (0)
Rock Bass	0.0000 (0.0000)	0 (0)	0 (0)	0 (0)	0 (0)	0 (0)	0 (0)	0 (0)	0 (0)	0 (0)	0 (0)	NS	0 (0)
Round whitefish	0.0000 (0.0000)	0 (0)	0 (0)	0 (0)	0 (0)	0 (0)	0 (0)	0 (0)	0 (0)	0 (0)	0 (0)	NS	0 (0)
Smallmouth bass	0.0000 (0.0000)	0 (0)	0 (0)	0 (0)	0 (0)	0 (0)	0 (0)	0 (0)	0 (0)	0 (0)	0 (0)	NS	0 (0)
Walleye	0.0157 (0.0117)	53 (74)	25 (52)	0 (0)	0 (0)	14 (28)	144 (272)	7,214 (3,206)	590 (556)	0 (0)	0 (0)	NS	8,040 (3,267)
White bass	0.0000 (0.0000)	0 (0)	0 (0)	0 (0)	0 (0)	0 (0)	0 (0)	0 (0)	0 (0)	0 (0)	0 (0)	NS	0 (0)
White perch	0.0005 (0.0169)	0 (0)	0 (0)	0 (0)	0 (0)	255 (536)	0 (0)	0 (0)	0 (0)	0 (0)	0 (0)	NS	255 (536)
Yellow perch	2.9582 (0.7174)	270,211 (88,468)	273,283 (154,467)	279,228 (269,356)	187,529 (131,464)	9,069 (7,887)	129,293 (58,275)	59,611 (31,815)	64,948 (37,405)	209,505 (83,537)	36,709 (25,326)	NS	1,519,386 (319,433)
Angler Hrs		40,218 (13,946)	34,678 (12,419)	20,073 (19,007)	66,924 (39,250)	38,103 (17,906)	84,286 (32,589)	121,613 (39,650)	44,709 (14,210)	48,911 (16,705)	14,105 (5,799)	NS	513,620 (211,481)
Angler Trips		10,343 (3,817)	7,998 (2,816)	6,411 (6,615)	21,076 (12,377)	10,970 (5,149)	18,789 (7,238)	30,724 (10,227)	13,102 (4,472)	11,320 (3,866)	4,520 (1,861)	NS	135,253 (117,435)
Angler Days		10,018 (3,735)	7,998 (2,816)	6,411 (6,615)	20,957 (12,285)	10,890 (5,107)	18,178 (6,983)	30,495 (10,161)	13,004 (4,384)	11,320 (3,866)	4,520 (1,861)	NS	133,791 (116,984)

Table B.13.–Saganing Creek to mouth of Saginaw River (Site 260) for 1987 “NS” means not sampled.

Species	Harvest per hr	Jan	Feb	Mar	Apr	May	Jun	Jul	Aug	Sep	Oct	Nov	Season
Brown Trout	(0.0000)	0	0	0	0	0	0	0	0	0	0	NS	0
	(0.0000)	(0)	(0)	(0)	(0)	(0)	(0)	(0)	(0)	(0)	(0)		(0)
Channel Catfish	0.0068	0	0	0	7	213	714	1,062	376	136	0	NS	2,508
	(0.0061)	(0)	(0)	(0)	(15)	(255)	(617)	(1,090)	(494)	(152)	(0)		(1,186)
Chinook Salmon	0.0000	0	0	0	0	0	0	0	0	0	0	NS	0
	(0.0000)	(0)	(0)	(0)	(0)	(0)	(0)	(0)	(0)	(0)	(0)		(0)
Coho Salmon	0.0000	0	0	0	0	0	0	0	0	0	0	NS	0
	(0.0000)	(0)	(0)	(0)	(0)	(0)	(0)	(0)	(0)	(0)	(0)		(0)
Freshwater Drum	0.0004	0	0	0	0	32	104	0	14	0	0	NS	150
	(0.0017)	(0)	(0)	(0)	(0)	(45)	(153)	(0)	(30)	(0)	(0)		(162)
Lake Trout	0.0000	0	0	0	0	0	0	0	0	0	0	NS	0
	(0.0000)	(0)	(0)	(0)	(0)	(0)	(0)	(0)	(0)	(0)	(0)		(0)
Lake Whitefish	0.0000	0	0	0	0	0	0	0	0	0	0	NS	0
	(0.0000)	(0)	(0)	(0)	(0)	(0)	(0)	(0)	(0)	(0)	(0)		(0)
Largemouth Bass	0.0016	0	0	0	0	0	297	293	0	11	0	NS	601
	(0.0042)	(0)	(0)	(0)	(0)	(0)	(560)	(406)	(0)	(22)	(0)		(576)
Muskellunge	0.0000	0	0	0	0	0	0	0	0	0	0	NS	0
	(0.0000)	(0)	(0)	(0)	(0)	(0)	(0)	(0)	(0)	(0)	(0)		(0)
Northern Pike	0.0008	0	0	0	0	296	0	0	0	0	0	NS	296
	(0.0093)	(0)	(0)	(0)	(0)	(322)	(0)	(0)	(0)	(0)	(0)		(270)
Other	0.0010	0	0	0	302	0	48	0	0	0	0	NS	350
	(0.0116)	(0)	(0)	(0)	(655)	(0)	(76)	(0)	(0)	(0)	(0)		(659)
Pink Salmon	0.0000	0	0	0	0	0	0	0	0	0	0	NS	0
	(0.0000)	(0)	(0)	(0)	(0)	(0)	(0)	(0)	(0)	(0)	(0)		(0)
Pumpkinseed	0.0073	0	0	2,469	0	4	0	147	0	53	2	NS	2,675
	(0.0204)	(0)	(0)	(2,877)	(0)	(8)	(0)	(297)	(0)	(91)	(4)		(2,894)
Rainbow Trout	0.0000	0	0	0	0	0	0	0	0	0	0	NS	0
	(0.0000)	(0)	(0)	(0)	(0)	(0)	(0)	(0)	(0)	(0)	(0)		(0)
Rock Bass	0.0013	0	0	42	0	428	0	0	0	0	0	NS	470
	(0.0093)	(0)	(0)	(72)	(0)	(437)	(0)	(0)	(0)	(0)	(0)		(404)
Round whitefish	0.0000	0	0	0	0	0	0	0	0	0	0	NS	0
	(0.0000)	(0)	(0)	(0)	(0)	(0)	(0)	(0)	(0)	(0)	(0)		(0)
Smallmouth bass	0.0000	0	0	0	0	0	0	0	0	11	0	NS	11
	(0.0013)	(0)	(0)	(0)	(0)	(0)	(0)	(0)	(0)	(22)	(0)		(22)
Walleye	0.0372	0	21	0	62	852	1,468	7,209	3,504	426	106	NS	13,648
	(0.0190)	(0)	(34)	(0)	(54)	(640)	(1,099)	(3,332)	(1,808)	(325)	(209)		(4,018)
White bass	0.0033	0	0	0	7	292	313	234	313	65	2	NS	1,226
	(0.0041)	(0)	(0)	(0)	(9)	(398)	(330)	(393)	(516)	(132)	(4)		(840)
White perch	0.0016	0	0	0	0	529	0	49	0	0	0	NS	578
	(0.0103)	(0)	(0)	(0)	(0)	(1,078)	(0)	(99)	(0)	(0)	(0)		(1,083)
Yellow perch	2.5013	310,773	92,017	83,137	123,996	20,531	76,495	64,355	23,841	79,997	43,234	NS	918,376
	(0.5222)	(105,785)	(55,541)	(58,919)	(79,999)	(18,358)	(58,997)	(33,139)	(14,293)	(37,164)	(27,273)		(155,974)
Angler Hrs		73,149	36,545	14,671	26,245	33,275	45,752	77,766	31,280	21,506	6,967	NS	367,156
		(21,698)	(15,380)	(10,484)	(14,733)	(18,998)	(21,516)	(19,405)	(11,936)	(7,498)	(3,966)		(145,614)
Angler Trips		20,257	11,759	4,000	9,492	9,037	18,097	18,673	6,542	5,697	1,239	NS	104,793
		(6,526)	(5,938)	(3,202)	(5,548)	(5,478)	(17,646)	(5,086)	(2,430)	(1,900)	(722)		(95,557)
Angler Days		18,600	10,863	3,691	8,837	8,946	17,892	18,605	6,510	5,558	1,239	NS	100,741
		(5,923)	(5,636)	(2,899)	(5,142)	(5,430)	(17,543)	(5,072)	(2,422)	(1,834)	(722)		(95,318)

Table B.14.–Saginaw River–mouth to confluence with Tittabawassee River (Site 355) for 1987 “NS” means not sampled.

Species	Harvest per hr	Jan	Feb	Mar	Apr	May	Jun	Jul	Aug	Sep	Oct	Nov	Dec	Season
Black crappie	0.0178 (0.0143)	NS	NS	NS	0 (0)	1,304 (1,626)	NS	NS	NS	NS	2,128 (2,425)	343 (507)	0 (0)	3,775 (2,963)
Bluegill	0.0000 (0.0000)	NS	NS	NS	0 (0)	0 (0)	NS	NS	NS	NS	0 (0)	0 (0)	0 (0)	0 (0)
Channel Catfish	0.0008 (0.0008)	NS	NS	NS	41 (83)	27 (57)	NS	NS	NS	NS	96 (140)	0 (0)	0 (0)	164 (172)
Common white sucker	0.0003 (0.0006)	NS	NS	NS	7 (14)	60 (123)	NS	NS	NS	NS	0 (0)	0 (0)	0 (0)	67 (124)
Freshwater Drum	0.0076 (0.0065)	NS	NS	NS	94 (192)	1,474 (1,334)	NS	NS	NS	NS	46 (94)	0 (0)	0 (0)	1,614 (1,351)
Lake Trout	0.0000 (0.0000)	NS	NS	NS	0 (0)	0 (0)	NS	NS	NS	NS	0 (0)	0 (0)	0 (0)	0 (0)
Lake Whitefish	0.0000 (0.0000)	NS	NS	NS	0 (0)	0 (0)	NS	NS	NS	NS	0 (0)	0 (0)	0 (0)	0 (0)
Largemouth Bass	0.0000 (0.0000)	NS	NS	NS	0 (0)	0 (0)	NS	NS	NS	NS	0 (0)	0 (0)	0 (0)	0 (0)
Northern Pike	0.0015 (0.0014)	NS	NS	NS	0 (0)	262 (286)	NS	NS	NS	NS	34 (70)	22 (36)	3 (7)	321 (297)
Other	0.0000 (0.0000)	NS	NS	NS	0 (0)	0 (0)	NS	NS	NS	NS	0 (0)	0 (0)	0 (0)	0 (0)
Pumpkinseed	0.0008 (0.0015)	NS	NS	NS	0 (0)	121 (322)	NS	NS	NS	NS	0 (0)	0 (0)	0 (0)	121 (322)
Rainbow Trout	0.0000 (0.0000)	NS	NS	NS	0 (0)	0 (0)	NS	NS	NS	NS	0 (0)	0 (0)	0 (0)	0 (0)
Rock Bass	0.0010 (0.0014)	NS	NS	NS	0 (0)	206 (286)	NS	NS	NS	NS	0 (0)	12 (25)	0 (0)	218 (287)
Smallmouth bass	0.0001 (0.0002)	NS	NS	NS	0 (0)	0 (0)	NS	NS	NS	NS	19 (39)	5 (11)	0 (0)	24 (41)
Walleye	0.1012 (0.0280)	NS	NS	NS	5,502 (2,174)	3,100 (1,590)	NS	NS	NS	NS	7,527 (2,747)	5,061 (2,561)	238 (190)	21,428 (4,626)
White bass	0.0987 (0.0469)	NS	NS	NS	407 (350)	20,478 (9,241)	NS	NS	NS	NS	0 (0)	0 (0)	0 (0)	20,885 (9,248)
White perch	0.0005 (0.0007)	NS	NS	NS	0 (0)	96 (153)	NS	NS	NS	NS	0 (0)	0 (0)	0 (0)	96 (153)
Yellow perch	0.0094 (0.0070)	NS	NS	NS	793 (1,191)	237 (266)	NS	NS	NS	NS	563 (562)	394 (504)	0 (0)	1,987 (1,435)
Angler Hrs		NS	NS	NS	48,292 (13,015)	84,954 (30,936)	NS	NS	NS	NS	59,750 (13,528)	15,873 (4,894)	2,805 (1,747)	211,674 (36,558)
Angler Trips		NS	NS	NS	10,839 (2,683)	21,428 (6,532)	NS	NS	NS	NS	9,915 (2,710)	4,140 (1,227)	743 (458)	47,065 (7,676)
Angler Days		NS	NS	NS	10,777 (2,666)	21,278 (6,491)	NS	NS	NS	NS	9,876 (2,703)	4,127 (1,226)	707 (437)	46,765 (7,631)

Table B.15.—Essexville to mouth of Saginaw River (Site 356) for 1987 “NS” means not sampled.

Species	Harvest per hr	Jan	Feb	Mar	Apr	May	Jun	Jul	Aug	Sep	Oct	Nov	Season
Brown Trout	0.0000 (0.0021)	0 (0)	2 (5)	0 (0)	0 (0)	0 (0)	0 (0)	0 (0)	0 (0)	0 (0)	0 (0)	NS	2 (5)
Channel Catfish	0.0089 (0.0380)	0 (0)	0 (0)	0 (0)	904 (2,032)	71 (146)	0 (0)	15 (35)	0 (0)	1,878 (2,910)	0 (0)	NS	2,868 (3,552)
Chinook Salmon	0.0000 (0.0000)	0 (0)	0 (0)	0 (0)	0 (0)	0 (0)	0 (0)	0 (0)	0 (0)	0 (0)	0 (0)	NS	0 (0)
Coho Salmon	0.0000 (0.0000)	0 (0)	0 (0)	0 (0)	0 (0)	0 (0)	0 (0)	0 (0)	0 (0)	0 (0)	0 (0)	NS	0 (0)
Freshwater Drum	0.0008 (0.0254)	0 (0)	0 (0)	0 (0)	0 (0)	71 (146)	169 (260)	8 (17)	0 (0)	0 (0)	0 (0)	NS	248 (299)
Lake Trout	0.0000 (0.0000)	0 (0)	0 (0)	0 (0)	0 (0)	0 (0)	0 (0)	0 (0)	0 (0)	0 (0)	0 (0)	NS	0 (0)
Lake Whitefish	0.0000 (0.0000)	0 (0)	0 (0)	0 (0)	0 (0)	0 (0)	0 (0)	0 (0)	0 (0)	0 (0)	0 (0)	NS	0 (0)
Largemouth Bass	0.0000 (0.0000)	0 (0)	0 (0)	0 (0)	0 (0)	0 (0)	0 (0)	0 (0)	0 (0)	0 (0)	0 (0)	NS	0 (0)
Muskellunge	0.0000 (0.0000)	0 (0)	0 (0)	0 (0)	0 (0)	0 (0)	0 (0)	0 (0)	0 (0)	0 (0)	0 (0)	NS	0 (0)
Northern Pike	0.0001 (0.0130)	0 (0)	32 (27)	0 (0)	0 (0)	0 (0)	0 (0)	0 (0)	0 (0)	0 (0)	0 (0)	NS	32 (27)
Other	0.0000 (0.0000)	0 (0)	0 (0)	0 (0)	0 (0)	0 (0)	0 (0)	0 (0)	0 (0)	0 (0)	0 (0)	NS	0 (0)
Pink Salmon	0.0000 (0.0000)	0 (0)	0 (0)	0 (0)	0 (0)	0 (0)	0 (0)	0 (0)	0 (0)	0 (0)	0 (0)	NS	0 (0)
Pumpkinseed	0.0002 (0.0516)	0 (0)	0 (0)	0 (0)	0 (0)	0 (0)	0 (0)	66 (134)	0 (0)	0 (0)	0 (0)	NS	66 (134)
Rainbow Trout	0.0005 (0.0206)	0 (0)	4 (6)	0 (0)	149 (328)	0 (0)	0 (0)	0 (0)	0 (0)	0 (0)	0 (0)	NS	153 (328)
Rock Bass	0.0000 (0.0000)	0 (0)	0 (0)	0 (0)	0 (0)	0 (0)	0 (0)	0 (0)	0 (0)	0 (0)	0 (0)	NS	0 (0)
Round whitefish	0.0000 (0.0000)	0 (0)	0 (0)	0 (0)	0 (0)	0 (0)	0 (0)	0 (0)	0 (0)	0 (0)	0 (0)	NS	0 (0)
Smallmouth bass	0.0000 (0.0000)	0 (0)	0 (0)	0 (0)	0 (0)	0 (0)	0 (0)	0 (0)	0 (0)	0 (0)	0 (0)	NS	0 (0)
Walleye	0.0020 (0.0179)	0 (0)	205 (152)	0 (0)	60 (131)	0 (0)	0 (0)	0 (0)	0 (0)	371 (793)	0 (0)	NS	636 (818)
White bass	0.0012 (0.0390)	0 (0)	1 (1)	0 (0)	0 (0)	38 (78)	334 (443)	0 (0)	0 (0)	0 (0)	0 (0)	NS	373 (450)
White perch	0.0000 (0.0000)	0 (0)	0 (0)	0 (0)	0 (0)	0 (0)	0 (0)	0 (0)	0 (0)	0 (0)	0 (0)	NS	0 (0)
Yellow perch	1.7077 (1.8724)	41,800 (37,781)	28,072 (20,452)	11,237 (8,211)	288,081 (239,088)	496 (736)	0 (0)	245 (352)	28,456 (23,401)	133,037 (114,635)	16,317 (7,022)	NS	547,741 (252,267)
Angler Hrs		10,673 (9,066)	7,638 (3,956)	5,261 (2,047)	73,514 (49,890)	56,219 (22,023)	52,570 (19,083)	40,951 (11,985)	17,491 (7,857)	31,584 (18,171)	24,854 (8,228)	NS	320,755 (152,306)
Angler Trips		3,352 (2,789)	1,680 (845)	1,581 (633)	22,349 (15,059)	13,195 (5,647)	2,749 (1,737)	2,053 (904)	3,415 (1,349)	4,347 (2,582)	4,831 (1,599)	NS	59,552 (78,777)
Angler Days		2,712 (2,230)	1,588 (822)	1,431 (590)	21,125 (14,412)	13,195 (5,647)	2,571 (1,633)	2,053 (904)	3,415 (1,349)	4,347 (2,582)	4,831 (1,599)	NS	57,268 (78,673)

Table B.16.–Quanicassee to Sebewaing (Site 278) for 1987 “NS” means not sampled.

Species	Harvest per hr	Jan	Feb	Mar	Apr	May	Jun	Jul	Aug	Sep	Oct	Nov	Season
Brown Trout	0.0000 (0.0000)	0 (0)	0 (0)	0 (0)	0 (0)	0 (0)	0 (0)	0 (0)	0 (0)	0 (0)	0 (0)	NS	0 (0)
Channel Catfish	0.0699 (0.0579)	0 (0)	0 (0)	0 (0)	320 (623)	1,879 (1,757)	6,478 (5,782)	7,139 (6,617)	489 (740)	1,445 (1,941)	0 (0)	NS	17,750 (8,873)
Chinook Salmon	0.0000 (0.0000)	0 (0)	0 (0)	0 (0)	0 (0)	0 (0)	0 (0)	0 (0)	0 (0)	0 (0)	0 (0)	NS	0 (0)
Coho Salmon	0.0000 (0.0000)	0 (0)	0 (0)	0 (0)	0 (0)	0 (0)	0 (0)	0 (0)	0 (0)	0 (0)	0 (0)	NS	0 (0)
Freshwater Drum	0.0054 (0.0111)	0 (0)	0 (0)	0 (0)	0 (0)	48 (67)	692 (1,118)	500 (525)	29 (62)	96 (137)	0 (0)	NS	1,365 (1,117)
Lake Trout	0.0000 (0.0000)	0 (0)	0 (0)	0 (0)	0 (0)	0 (0)	0 (0)	0 (0)	0 (0)	0 (0)	0 (0)	NS	0 (0)
Lake Whitefish	0.0000 (0.0000)	0 (0)	0 (0)	0 (0)	0 (0)	0 (0)	0 (0)	0 (0)	0 (0)	0 (0)	0 (0)	NS	0 (0)
Largemouth Bass	0.0052 (0.0148)	0 (0)	0 (0)	0 (0)	0 (0)	278 (456)	0 (0)	950 (1,199)	86 (181)	0 (0)	0 (0)	NS	1,314 (1,255)
Muskellunge	0.0000 (0.0000)	0 (0)	0 (0)	0 (0)	0 (0)	0 (0)	0 (0)	0 (0)	0 (0)	0 (0)	0 (0)	NS	0 (0)
Northern Pike	0.0001 (0.0027)	21 (47)	0 (0)	0 (0)	0 (0)	9 (19)	0 (0)	0 (0)	0 (0)	0 (0)	0 (0)	NS	30 (51)
Other	0.0023 (0.0059)	0 (0)	0 (0)	0 (0)	361 (435)	18 (37)	199 (318)	0 (0)	11 (24)	0 (0)	0 (0)	NS	589 (484)
Pink Salmon	0.0000 (0.0000)	0 (0)	0 (0)	0 (0)	0 (0)	0 (0)	0 (0)	0 (0)	0 (0)	0 (0)	0 (0)	NS	0 (0)
Pumpkinseed	0.0064 (0.0479)	0 (0)	0 (0)	0 (0)	0 (0)	61 (89)	348 (612)	0 (0)	404 (854)	803 (1,345)	13 (27)	NS	1,629 (1,691)
Rainbow Trout	0.0000 (0.0000)	0 (0)	0 (0)	0 (0)	0 (0)	0 (0)	0 (0)	0 (0)	0 (0)	0 (0)	0 (0)	NS	0 (0)
Rock Bass	0.0002 (0.0123)	0 (0)	0 (0)	0 (0)	0 (0)	47 (76)	0 (0)	0 (0)	0 (0)	0 (0)	0 (0)	NS	47 (76)
Round whitefish	0.0000 (0.0000)	0 (0)	0 (0)	0 (0)	0 (0)	0 (0)	0 (0)	0 (0)	0 (0)	0 (0)	0 (0)	NS	0 (0)
Smallmouth bass	0.0001 (0.0059)	0 (0)	0 (0)	0 (0)	0 (0)	18 (37)	0 (0)	0 (0)	0 (0)	0 (0)	0 (0)	NS	18 (37)
Walleye	0.0847 (0.0874)	0 (0)	17 (39)	0 (0)	214 (440)	1,881 (1,966)	4,349 (4,651)	12,163 (7,058)	2,877 (2,117)	0 (0)	0 (0)	NS	21,501 (8,868)
White bass	0.0448 (0.0447)	0 (0)	0 (0)	0 (0)	2,933 (3,810)	4,745 (3,893)	1,708 (2,092)	1,311 (2,383)	685 (1,153)	0 (0)	0 (0)	NS	11,382 (6,197)
White perch	0.0000 (0.0000)	0 (0)	0 (0)	0 (0)	0 (0)	0 (0)	0 (0)	0 (0)	0 (0)	0 (0)	0 (0)	NS	0 (0)
Yellow perch	1.6624 (0.6269)	138,680 (65,694)	79,958 (40,210)	80,711 (124,858)	69,518 (45,135)	1,423 (2,428)	229 (342)	2,352 (2,498)	5,783 (7,938)	22,406 (17,653)	20,918 (9,258)	NS	421,978 (138,801)
Angler Hrs		36,544 (17,836)	19,373 (8,730)	26,915 (29,166)	41,108 (21,830)	18,203 (6,185)	19,776 (7,852)	54,149 (27,074)	19,631 (11,394)	13,108 (3,693)	5,031 (1,806)	NS	253,838 (135,566)
Angler Trips		1,448 (1,110)	585 (428)	283 (361)	11,267 (6,243)	6,133 (2,077)	4,192 (1,845)	11,148 (5,484)	4,666 (3,570)	4,052 (1,300)	2,700 (1,164)	NS	46,474 (93,002)
Angler Days		1,553 (1,183)	585 (428)	283 (361)	16,831 (9,344)	5,009 (1,774)	3,665 (1,632)	10,601 (5,316)	4,337 (3,309)	3,217 (1,173)	2,029 (838)	NS	48,110 (91,604)

Table B.17.–Sebewaing to Sand Point (Site 288) for 1987 “NS” means not sampled.

Species	Harvest per hr	Jan	Feb	Mar	Apr	May	Jun	Jul	Aug	Sep	Oct	Nov	Season
Brown Trout	0.0000 (0.0000)	0 (0)	0 (0)	0 (0)	0 (0)	0 (0)	0 (0)	0 (0)	0 (0)	0 (0)	0 (0)	NS	0 (0)
Channel Catfish	0.0116 (0.0137)	0 (0)	0 (0)	16 (32)	239 (518)	1,893 (2,234)	2,234 (2,346)	539 (730)	82 (167)	8 (16)	0 (0)	NS	5,011 (2,848)
Chinook Salmon	0.0000 (0.0000)	0 (0)	0 (0)	0 (0)	0 (0)	0 (0)	0 (0)	0 (0)	0 (0)	0 (0)	0 (0)	NS	0 (0)
Coho Salmon	0.0000 (0.0000)	0 (0)	0 (0)	0 (0)	0 (0)	0 (0)	0 (0)	0 (0)	0 (0)	0 (0)	0 (0)	NS	0 (0)
Freshwater Drum	0.0028 (0.0074)	0 (0)	0 (0)	0 (0)	0 (0)	562 (772)	491 (860)	154 (277)	0 (0)	0 (0)	0 (0)	NS	1,207 (988)
Lake Trout	0.0000 (0.0000)	0 (0)	0 (0)	0 (0)	0 (0)	0 (0)	0 (0)	0 (0)	0 (0)	0 (0)	0 (0)	NS	0 (0)
Lake Whitefish	0.0000 (0.0000)	0 (0)	0 (0)	0 (0)	0 (0)	0 (0)	0 (0)	0 (0)	0 (0)	0 (0)	0 (0)	NS	0 (0)
Largemouth Bass	0.0030 (0.0126)	0 (0)	0 (0)	0 (0)	0 (0)	753 (1,460)	468 (728)	67 (114)	19 (39)	0 (0)	0 (0)	NS	1,307 (1,636)
Muskellunge	0.0000 (0.0000)	0 (0)	0 (0)	0 (0)	0 (0)	0 (0)	0 (0)	0 (0)	0 (0)	0 (0)	0 (0)	NS	0 (0)
Northern Pike	0.0015 (0.0151)	274 (575)	388 (811)	0 (0)	0 (0)	0 (0)	0 (0)	0 (0)	0 (0)	0 (0)	0 (0)	NS	662 (994)
Other	0.0114 (0.1181)	0 (0)	0 (0)	0 (0)	16 (34)	4,871 (9,892)	6 (12)	0 (0)	19 (39)	0 (0)	0 (0)	NS	4,912 (9,607)
Pink Salmon	0.0000 (0.0000)	0 (0)	0 (0)	0 (0)	0 (0)	0 (0)	0 (0)	0 (0)	0 (0)	0 (0)	0 (0)	NS	0 (0)
Pumpkinseed	0.0055 (0.0142)	0 (0)	0 (0)	0 (0)	0 (0)	0 (0)	564 (1,164)	83 (173)	593 (946)	1,116 (1,200)	0 (0)	NS	2,356 (1,702)
Rainbow Trout	0.0000 (0.0224)	0 (0)	0 (0)	0 (0)	0 (0)	0 (0)	0 (0)	0 (0)	0 (0)	0 (0)	12 (25)	NS	12 (25)
Rock Bass	0.0001 (0.0010)	0 (0)	0 (0)	0 (0)	0 (0)	0 (0)	13 (25)	13 (28)	0 (0)	20 (40)	0 (0)	NS	46 (55)
Round whitefish	0.0000 (0.0000)	0 (0)	0 (0)	0 (0)	0 (0)	0 (0)	0 (0)	0 (0)	0 (0)	0 (0)	0 (0)	NS	0 (0)
Smallmouth bass	0.0000 (0.0000)	0 (0)	0 (0)	0 (0)	0 (0)	0 (0)	0 (0)	0 (0)	0 (0)	0 (0)	0 (0)	NS	0 (0)
Walleye	0.0202 (0.0298)	0 (0)	27 (55)	0 (0)	0 (0)	624 (829)	1,388 (1,608)	6,661 (4,663)	0 (0)	0 (0)	0 (0)	NS	8,700 (4,848)
White bass	0.0008 (0.0141)	0 (0)	0 (0)	0 (0)	0 (0)	282 (582)	6 (12)	43 (89)	0 (0)	0 (0)	0 (0)	NS	331 (589)
White perch	0.0003 (0.0022)	16 (32)	0 (0)	130 (220)	0 (0)	0 (0)	0 (0)	0 (0)	0 (0)	0 (0)	0 (0)	NS	146 (222)
Yellow perch	3.3104 (0.8067)	392,233 (219,176)	490,863 (238,789)	312,239 (134,114)	203,406 (127,425)	7,308 (7,341)	2,673 (4,476)	2,201 (4,203)	9,169 (11,734)	4,975 (5,650)	3,664 (3,128)	NS	1,428,731 (291,978)
Angler Hrs		89,569 (45,897)	77,965 (27,669)	49,727 (19,251)	36,741 (20,048)	38,062 (14,146)	60,190 (21,880)	39,989 (16,635)	16,008 (6,437)	15,636 (10,893)	7,702 (4,726)	NS	431,589 (187,582)
Angler Trips		11,710 (6,240)	8,177 (2,395)	8,883 (3,375)	11,095 (6,336)	9,434 (3,217)	16,941 (6,814)	8,674 (3,871)	6,656 (2,821)	4,711 (3,468)	3,020 (1,873)	NS	89,301 (134,929)
Angler Days		12,382 (6,532)	8,835 (2,600)	9,919 (3,691)	15,563 (8,877)	7,654 (2,821)	14,938 (6,144)	8,179 (3,670)	5,062 (2,274)	3,377 (2,526)	2,582 (1,703)	NS	88,491 (132,003)

Table B.18.–Sand Point to Port Austin (site 236) for 1987. “NS” means not sampled.

Species	Harvest per hr	Jan	Feb	Mar	Apr	May	Jun	Jul	Aug	Sep	Oct	Nov	Season
Brown Trout	0.0009 (0.0024)	0 (0)	0 (0)	0 (0)	24 (50)	0 (0)	0 (0)	74 (150)	41 (85)	248 (525)	20 (33)	NS	407 (518)
Channel Catfish	0.0029 (0.0209)	0 (0)	0 (0)	0 (0)	0 (0)	0 (0)	1,255 (2,621)	0 (0)	9 (19)	8 (16)	0 (0)	NS	1,272 (2,621)
Chinook Salmon	0.0152 (0.0081)	0 (0)	0 (0)	0 (0)	119 (170)	779 (394)	63 (93)	1,833 (1,242)	886 (760)	1,785 (1,506)	1,255 (1,504)	NS	6,720 (2,151)
Coho Salmon	0.0002 (0.0035)	0 (0)	0 (0)	0 (0)	0 (0)	67 (91)	0 (0)	0 (0)	0 (0)	0 (0)	0 (0)	NS	67 (91)
Freshwater Drum	0.0001 (0.0020)	0 (0)	0 (0)	0 (0)	0 (0)	0 (0)	52 (106)	0 (0)	0 (0)	0 (0)	0 (0)	NS	52 (106)
Lake Trout	0.0203 (0.0151)	0 (0)	0 (0)	0 (0)	0 (0)	2,067 (879)	2,623 (1,652)	3,425 (1,916)	853 (617)	0 (0)	0 (0)	NS	8,968 (2,748)
Lake Whitefish	0.0000 (0.0000)	0 (0)	0 (0)	0 (0)	0 (0)	0 (0)	0 (0)	0 (0)	0 (0)	0 (0)	0 (0)	NS	0 (0)
Largemouth Bass	0.0000 (0.0000)	0 (0)	0 (0)	0 (0)	0 (0)	0 (0)	0 (0)	0 (0)	0 (0)	0 (0)	0 (0)	NS	0 (0)
Muskellunge	0.0000 (0.0000)	0 (0)	0 (0)	0 (0)	0 (0)	0 (0)	0 (0)	0 (0)	0 (0)	0 (0)	0 (0)	NS	0 (0)
Northern Pike	0.0005 (0.0040)	188 (406)	0 (0)	0 (0)	0 (0)	0 (0)	0 (0)	23 (47)	0 (0)	16 (35)	0 (0)	NS	227 (410)
Other	0.0000 (0.0013)	0 (0)	0 (0)	5 (10)	0 (0)	0 (0)	0 (0)	0 (0)	0 (0)	0 (0)	0 (0)	NS	5 (10)
Pink Salmon	0.0029 (0.0075)	0 (0)	0 (0)	0 (0)	0 (0)	446 (368)	780 (716)	0 (0)	68 (111)	0 (0)	0 (0)	NS	1,294 (813)
Pumpkinseed	0.0000 (0.0000)	0 (0)	0 (0)	0 (0)	0 (0)	0 (0)	0 (0)	0 (0)	0 (0)	0 (0)	0 (0)	NS	0 (0)
Rainbow Trout	0.0009 (0.0012)	0 (0)	0 (0)	0 (0)	0 (0)	11 (16)	25 (52)	191 (228)	138 (154)	34 (73)	0 (0)	NS	399 (287)
Rock Bass	0.0005 (0.0779)	0 (0)	0 (0)	0 (0)	0 (0)	0 (0)	0 (0)	0 (0)	203 (427)	0 (0)	0 (0)	NS	203 (427)
Round whitefish	0.0000 (0.0000)	0 (0)	0 (0)	0 (0)	0 (0)	0 (0)	0 (0)	0 (0)	0 (0)	0 (0)	0 (0)	NS	0 (0)
Smallmouth bass	0.0001 (0.0005)	0 (0)	0 (0)	0 (0)	0 (0)	0 (0)	0 (0)	23 (47)	0 (0)	0 (0)	0 (0)	NS	23 (47)
Walleye	0.0222 (0.0172)	0 (0)	28 (58)	0 (0)	0 (0)	0 (0)	1,249 (1,390)	6,671 (3,289)	1,709 (1,558)	139 (231)	0 (0)	NS	9,796 (3,900)
White bass	0.0000 (0.0000)	0 (0)	0 (0)	0 (0)	0 (0)	0 (0)	0 (0)	0 (0)	0 (0)	0 (0)	0 (0)	NS	0 (0)
White perch	0.0013 (0.0070)	0 (0)	0 (0)	0 (0)	170 (352)	0 (0)	0 (0)	402 (813)	0 (0)	0 (0)	0 (0)	NS	572 (886)
Yellow perch	1.1078 (0.2920)	116,540 (65,624)	98,726 (64,417)	34,001 (18,924)	131,556 (92,051)	8,609 (7,476)	41,025 (31,221)	15,719 (8,617)	18,365 (11,665)	57,029 (39,344)	685 (1,019)	NS	522,255 (108,513)
Angler Hrs		36,688 (16,368)	34,652 (12,499)	7,844 (3,166)	92,262 (52,799)	35,316 (12,628)	59,920 (24,259)	95,596 (23,014)	42,253 (17,661)	44,065 (24,511)	7,461 (2,986)	NS	456,057 (186,905)
Angler Trips		10,702 (5,050)	8,914 (3,686)	1,854 (812)	25,068 (14,308)	8,828 (3,745)	13,040 (6,580)	18,607 (4,122)	9,965 (4,091)	9,373 (5,443)	2,524 (1,433)	NS	108,875 (108,813)
Angler Days		10,243 (4,937)	7,251 (3,202)	1,462 (640)	22,705 (13,114)	7,934 (3,473)	12,553 (6,431)	17,256 (3,931)	9,908 (4,055)	8,378 (4,893)	1,876 (1,134)	NS	99,566 (107,615)

Table B.19.–Saginaw Bay all sites combined for 1988. “NS” means not sampled.

Species	Harvest per hr	Jan	Feb	Mar	Apr	May	Jun	Jul	Aug	Sep	Oct	Nov	Season
Brown Trout	0.0005 (0.0014)	0 (0)	0 (0)	0 (0)	236 (166)	39 (51)	0 (0)	528 (633)	85 (102)	0 (0)	NS	NS	888 (664)
Channel Catfish	0.0246 (0.0356)	0 (0)	0 (0)	0 (0)	50 (115)	2,201 (1,640)	15,387 (13,010)	25,661 (49,927)	2,682 (2,176)	2,346 (2,620)	NS	NS	48,327 (51,733)
Chinook Salmon	0.0057 (0.0044)	0 (0)	0 (0)	0 (0)	206 (290)	4,694 (1,890)	820 (566)	2,861 (1,840)	1,296 (679)	1,334 (1,253)	NS	NS	11,211 (3,065)
Coho Salmon	0.0002 (0.0005)	0 (0)	0 (0)	0 (0)	0 (0)	55 (66)	64 (61)	119 (159)	162 (159)	25 (37)	NS	NS	425 (244)
Freshwater Drum	0.0020 (0.0019)	0 (0)	0 (0)	0 (0)	0 (0)	612 (568)	1,986 (2,203)	1,009 (1,027)	174 (325)	92 (137)	NS	NS	3,873 (2,521)
Lake Trout	0.0037 (0.0055)	0 (0)	0 (0)	0 (0)	0 (0)	1,556 (855)	2,024 (1,026)	3,415 (1,821)	210 (156)	0 (0)	NS	NS	7,205 (2,264)
Lake Whitefish	0.0000 (0.0011)	22 (46)	0 (0)	0 (0)	0 (0)	0 (0)	0 (0)	0 (0)	0 (0)	0 (0)	NS	NS	22 (46)
Largemouth Bass	0.0016 (0.0016)	0 (0)	0 (0)	0 (0)	0 (0)	1,579 (1,169)	1,496 (770)	0 (0)	0 (0)	0 (0)	NS	NS	3,075 (1,400)
Muskellunge	0.0000 (0.0000)	0 (0)	0 (0)	0 (0)	0 (0)	0 (0)	0 (0)	0 (0)	0 (0)	0 (0)	NS	NS	0 (0)
Northern Pike	0.0008 (0.0015)	1,194 (1,370)	0 (0)	0 (0)	29 (51)	83 (122)	34 (65)	3 (6)	257 (437)	0 (0)	NS	NS	1,600 (1,446)
Other	0.0006 (0.0013)	0 (0)	1 (2)	0 (0)	92 (127)	283 (334)	570 (504)	154 (187)	0 (0)	0 (0)	NS	NS	1,100 (645)
Pink Salmon	0.0000 (0.0004)	0 (0)	0 (0)	0 (0)	0 (0)	15 (32)	0 (0)	45 (66)	0 (0)	0 (0)	NS	NS	60 (73)
Pumpkinseed	0.0044 (0.0086)	0 (0)	2 (3)	0 (0)	97 (159)	5,929 (7,084)	476 (433)	1,988 (3,697)	127 (212)	6 (16)	NS	NS	8,625 (8,007)
Rainbow Trout	0.0005 (0.0006)	0 (0)	45 (102)	3 (8)	453 (536)	194 (212)	29 (37)	224 (197)	72 (67)	7 (14)	NS	NS	1,027 (622)
Rock Bass	0.0004 (0.0006)	40 (81)	0 (0)	0 (0)	3 (7)	154 (200)	189 (250)	284 (433)	103 (163)	3 (8)	NS	NS	776 (569)
Round whitefish	0.0000 (0.0003)	0 (0)	0 (0)	0 (0)	3 (5)	0 (0)	0 (0)	0 (0)	0 (0)	0 (0)	NS	NS	3 (5)
Smallmouth bass	0.0006 (0.0017)	0 (0)	0 (0)	0 (0)	0 (0)	10 (23)	89 (123)	1,097 (1,271)	3 (8)	0 (0)	NS	NS	1,199 (1,277)
Walleye	0.0735 (0.0195)	1,863 (1,091)	7,906 (6,100)	3,115 (2,987)	32 (34)	43,669 (18,719)	5,306 (3,311)	60,751 (22,174)	20,155 (8,125)	1,579 (1,276)	NS	NS	144,376 (31,113)
White bass	0.0090 (0.0096)	0 (0)	0 (0)	0 (0)	1,976 (2,063)	9,064 (5,726)	354 (324)	370 (352)	3,064 (6,553)	2,816 (5,594)	NS	NS	17,644 (10,560)
White perch	0.0005 (0.0023)	0 (0)	266 (536)	0 (0)	0 (0)	0 (0)	0 (0)	68 (109)	660 (1,413)	0 (0)	NS	NS	994 (1,515)
Yellow perch	0.9502 (0.1658)	301,431 (76,212)	207,346 (46,840)	172,958 (99,968)	83,072 (20,885)	76,008 (40,754)	119,261 (34,559)	355,671 (115,051)	228,180 (91,575)	322,201 (180,698)	NS	NS	1,866,128 (274,885)
Angler Hrs		185,880 (28,815)	141,061 (25,489)	60,236 (18,599)	93,685 (13,197)	344,551 (66,191)	215,651 (37,011)	529,097 (123,700)	220,809 (52,400)	173,027 (51,496)	NS	NS	1,963,997 (169,626)
Angler Trips		149,629 (8,410)	110,609 (6,983)	52,244 (7,293)	93,685 (5,515)	80,579 (14,876)	50,446 (7,650)	115,051 (27,298)	49,426 (11,856)	36,914 (12,138)	NS	NS	738,583 (39,417)
Angler Days		144,775 (8,152)	109,837 (6,595)	51,497 (6,547)	93,685 (4,685)	75,772 (14,398)	45,298 (6,984)	105,903 (25,473)	45,947 (11,422)	33,719 (11,528)	NS	NS	706,433 (37,081)

Table B.20.–Tawas (Site 250) for 1988. “NS” means not sampled.

Species	Harvest per hr	Jan	Feb	Mar	Apr	May	Jun	Jul	Aug	Sep	Oct	Nov	Season
Brown Trout	0.0021	0	0	0	209	39	0	245	85	0	NS	NS	578
	(0.0030)	(0)	(0)	(0)	(170)	(51)	(0)	(347)	(102)	(0)			(396)
Channel Catfish	0.0040	0	0	0	0	0	20	783	155	168	NS	NS	1,126
	(0.0038)	(0)	(0)	(0)	(0)	(0)	(35)	(709)	(147)	(256)			(631)
Chinook Salmon	0.0179	0	0	0	50	2,293	213	478	763	1,235	NS	NS	5,032
	(0.0102)	(0)	(0)	(0)	(61)	(1,365)	(148)	(307)	(552)	(1,242)			(1,860)
Coho Salmon	0.0009	0	0	0	0	6	57	70	93	25	NS	NS	251
	(0.0009)	(0)	(0)	(0)	(0)	(13)	(59)	(123)	(106)	(37)			(177)
Freshwater Drum	0.0003	0	0	0	0	0	15	76	0	0	NS	NS	91
	(0.0014)	(0)	(0)	(0)	(0)	(0)	(32)	(120)	(0)	(0)			(89)
Lake Trout	0.0088	0	0	0	0	319	1,366	699	87	0	NS	NS	2,471
	(0.0075)	(0)	(0)	(0)	(0)	(228)	(870)	(489)	(109)	(0)			(1,030)
Lake Whitefish	0.0000	0	0	0	0	0	0	0	0	0	NS	NS	0
	(0.0000)	(0)	(0)	(0)	(0)	(0)	(0)	(0)	(0)	(0)			(0)
Largemouth Bass	0.0000	0	0	0	0	0	0	0	0	0	NS	NS	0
	(0.0000)	(0)	(0)	(0)	(0)	(0)	(0)	(0)	(0)	(0)			(0)
Muskellunge	0.0000	0	0	0	0	0	0	0	0	0	NS	NS	0
	(0.0000)	(0)	(0)	(0)	(0)	(0)	(0)	(0)	(0)	(0)			(0)
Northern Pike	0.0016	352	0	0	29	13	4	3	40	0	NS	NS	441
	(0.0139)	(852)	(0)	(0)	(51)	(21)	(8)	(6)	(59)	(0)			(856)
Other	0.0000	0	0	0	0	0	0	0	0	0	NS	NS	0
	(0.0000)	(0)	(0)	(0)	(0)	(0)	(0)	(0)	(0)	(0)			(0)
Pink Salmon	0.0002	0	0	0	0	15	0	45	0	0	NS	NS	60
	(0.0009)	(0)	(0)	(0)	(0)	(32)	(0)	(66)	(0)	(0)			(73)
Pumpkinseed	0.0001	0	0	0	0	0	28	0	0	0	NS	NS	28
	(0.0019)	(0)	(0)	(0)	(0)	(0)	(58)	(0)	(0)	(0)			(73)
Rainbow Trout	0.0025	0	0	0	425	155	29	52	35	7	NS	NS	703
	(0.0027)	(0)	(0)	(0)	(656)	(251)	(37)	(66)	(45)	(14)			(578)
Rock Bass	0.0004	0	0	0	0	23	8	4	75	0	NS	NS	110
	(0.0022)	(0)	(0)	(0)	(0)	(49)	(13)	(6)	(159)	(0)			(161)
Round whitefish	0.0000	0	0	0	3	0	0	0	0	0	NS	NS	3
	(0.0000)	(0)	(0)	(0)	(5)	(0)	(0)	(0)	(0)	(0)			(5)
Smallmouth bass	0.0002	0	0	0	0	10	56	0	3	0	NS	NS	69
	(0.0014)	(0)	(0)	(0)	(0)	(23)	(123)	(0)	(8)	(0)			(105)
Walleye	0.0160	0	0	0	4	1,060	461	831	2,004	151	NS	NS	4,511
	(0.0093)	(0)	(0)	(0)	(7)	(1,008)	(709)	(580)	(1,272)	(135)			(1,755)
White bass	0.0000	0	0	0	0	0	0	0	0	0	NS	NS	0
	(0.0000)	(0)	(0)	(0)	(0)	(0)	(0)	(0)	(0)	(0)			(0)
White perch	0.0000	0	0	0	0	0	0	0	0	0	NS	NS	0
	(0.0000)	(0)	(0)	(0)	(0)	(0)	(0)	(0)	(0)	(0)			(0)
Yellow perch	1.0173	25,556	9,011	5,544	9,114	4,739	39,311	113,270	53,883	25,561	NS	NS	285,989
	(0.2995)	(21,677)	(18,761)	(6,376)	(4,160)	(5,808)	(22,491)	(50,535)	(32,330)	(18,161)			(67,601)
Angler Hrs		23,729	18,869	5,106	18,968	30,613	36,631	64,251	42,843	40,105	NS	NS	281,115
		(11,776)	(8,267)	(2,143)	(8,155)	(18,189)	(17,222)	(23,402)	(24,132)	(23,265)			(136,551)
Angler Trips		8,198	5,578	1,143	4,639	6,768	8,004	13,800	9,777	9,575	NS	NS	67,482
		(4,149)	(2,520)	(490)	(2,251)	(4,118)	(3,843)	(5,433)	(5,318)	(5,992)			(55,045)
Angler Days		8,198	5,578	1,266	6,630	5,438	6,863	12,453	8,741	8,406	NS	NS	63,573
		(4,149)	(2,520)	(505)	(3,112)	(3,313)	(3,312)	(4,799)	(4,722)	(5,328)			(51,815)

Table B.21.–Au Gres (Site 255) for 1988. “NS” means not sampled.

Species	Harvest per hr	Jan	Feb	Mar	Apr	May	Jun	Jul	Aug	Sep	Oct	Nov	Season
Brown Trout	0.0000 (0.0000)	0 (0)	0 (0)	0 (0)	0 (0)	0 (0)	0 (0)	0 (0)	0 (0)	0 (0)	NS	NS	0 (0)
Channel Catfish	0.0074 (0.0058)	0 (0)	0 (0)	0 (0)	0 (0)	551 (983)	745 (833)	925 (1,004)	416 (717)	142 (373)	NS	NS	2,779 (1,492)
Chinook Salmon	0.0001 (0.0026)	0 (0)	0 (0)	0 (0)	0 (0)	50 (79)	0 (0)	0 (0)	0 (0)	0 (0)	NS	NS	50 (79)
Coho Salmon	0.0000 (0.0000)	0 (0)	0 (0)	0 (0)	0 (0)	0 (0)	0 (0)	0 (0)	0 (0)	0 (0)	NS	NS	0 (0)
Freshwater Drum	0.0018 (0.0101)	0 (0)	0 (0)	0 (0)	0 (0)	0 (0)	0 (0)	669 (1,057)	0 (0)	0 (0)	NS	NS	669 (981)
Lake Trout	0.0000 (0.0000)	0 (0)	0 (0)	0 (0)	0 (0)	0 (0)	0 (0)	0 (0)	0 (0)	0 (0)	NS	NS	0 (0)
Lake Whitefish	0.0000 (0.0000)	0 (0)	0 (0)	0 (0)	0 (0)	0 (0)	0 (0)	0 (0)	0 (0)	0 (0)	NS	NS	0 (0)
Largemouth Bass	0.0027 (0.0138)	0 (0)	0 (0)	0 (0)	0 (0)	967 (1,076)	49 (101)	0 (0)	0 (0)	0 (0)	NS	NS	1,016 (1,011)
Muskellunge	0.0000 (0.0000)	0 (0)	0 (0)	0 (0)	0 (0)	0 (0)	0 (0)	0 (0)	0 (0)	0 (0)	NS	NS	0 (0)
Northern Pike	0.0000 (0.0000)	0 (0)	0 (0)	0 (0)	0 (0)	0 (0)	0 (0)	0 (0)	0 (0)	0 (0)	NS	NS	0 (0)
Other	0.0001 (0.0097)	0 (0)	0 (0)	0 (0)	19 (42)	0 (0)	0 (0)	0 (0)	0 (0)	0 (0)	NS	NS	19 (42)
Pink Salmon	0.0000 (0.0000)	0 (0)	0 (0)	0 (0)	0 (0)	0 (0)	0 (0)	0 (0)	0 (0)	0 (0)	NS	NS	0 (0)
Pumpkinseed	0.0000 (0.0000)	0 (0)	0 (0)	0 (0)	0 (0)	0 (0)	0 (0)	0 (0)	0 (0)	0 (0)	NS	NS	0 (0)
Rainbow Trout	0.0001 (0.0029)	0 (0)	0 (0)	0 (0)	28 (59)	0 (0)	0 (0)	0 (0)	0 (0)	0 (0)	NS	NS	28 (45)
Rock Bass	0.0008 (0.0027)	0 (0)	0 (0)	0 (0)	0 (0)	0 (0)	0 (0)	276 (611)	20 (45)	0 (0)	NS	NS	296 (435)
Round whitefish	0.0000 (0.0000)	0 (0)	0 (0)	0 (0)	0 (0)	0 (0)	0 (0)	0 (0)	0 (0)	0 (0)	NS	NS	0 (0)
Smallmouth bass	0.0029 (0.0141)	0 (0)	0 (0)	0 (0)	0 (0)	0 (0)	0 (0)	1,097 (1,271)	0 (0)	0 (0)	NS	NS	1,097 (1,271)
Walleye	0.0299 (0.0253)	0 (0)	0 (0)	48 (89)	0 (0)	203 (278)	473 (482)	6,793 (6,006)	3,744 (2,749)	38 (100)	NS	NS	11,299 (6,630)
White bass	0.0003 (0.0067)	0 (0)	0 (0)	0 (0)	0 (0)	0 (0)	0 (0)	0 (0)	0 (0)	103 (271)	NS	NS	103 (271)
White perch	0.0001 (0.0011)	0 (0)	0 (0)	0 (0)	0 (0)	0 (0)	0 (0)	50 (103)	0 (0)	0 (0)	NS	NS	50 (103)
Yellow perch	1.9575 (0.7370)	57,830 (34,803)	32,046 (23,352)	25,895 (22,211)	39,712 (25,702)	18,072 (14,821)	60,144 (28,799)	146,158 (100,692)	141,960 (88,433)	218,257 (172,637)	NS	NS	740,074 (221,507)
Angler Hrs		27,519 (8,188)	13,512 (5,180)	13,093 (8,167)	29,259 (18,489)	40,565 (25,624)	41,330 (18,185)	105,058 (63,035)	63,218 (33,596)	44,524 (39,265)	NS	NS	378,078 (219,729)
Angler Trips		9,194 (2,755)	3,908 (1,592)	4,150 (2,578)	8,241 (5,187)	9,393 (5,798)	8,886 (4,019)	22,777 (14,006)	14,137 (7,704)	9,862 (8,490)	NS	NS	90,548 (80,041)
Angler Days		9,068 (2,752)	3,908 (1,592)	4,150 (2,578)	8,241 (5,187)	9,393 (5,798)	8,886 (4,019)	22,777 (14,006)	14,137 (7,704)	9,862 (8,490)	NS	NS	90,422 (80,041)

Table B.22.–Saganing Creek to mouth of Saginaw River (Site 260) for 1988. “NS” means not sampled.

Species	Harvest per hr	Jan	Feb	Mar	Apr	May	Jun	Jul	Aug	Sep	Oct	Nov	Season
Brown Trout	(0.0000)	0	0	0	0	0	0	0	0	0	NS	NS	0
	(0.0000)	(0)	(0)	(0)	(0)	(0)	(0)	(0)	(0)	(0)			(0)
Channel Catfish	0.0073	0	0	0	0	63	208	1,280	121	572	NS	NS	2,244
	(0.0082)	(0)	(0)	(0)	(0)	(73)	(301)	(1,675)	(188)	(755)			(1,873)
Chinook Salmon	0.0000	0	0	0	0	0	0	0	0	0	NS	NS	0
	(0.0000)	(0)	(0)	(0)	(0)	(0)	(0)	(0)	(0)	(0)			(0)
Coho Salmon	0.0000	0	0	0	0	0	0	0	0	0	NS	NS	0
	(0.0000)	(0)	(0)	(0)	(0)	(0)	(0)	(0)	(0)	(0)			(0)
Freshwater Drum	0.0013	0	0	0	0	0	63	83	146	92	NS	NS	384
	(0.0019)	(0)	(0)	(0)	(0)	(0)	(97)	(167)	(323)	(137)			(400)
Lake Trout	0.0000	0	0	0	0	0	0	0	0	0	NS	NS	0
	(0.0000)	(0)	(0)	(0)	(0)	(0)	(0)	(0)	(0)	(0)			(0)
Lake Whitefish	0.0001	22	0	0	0	0	0	0	0	0	NS	NS	22
	(0.0034)	(46)	(0)	(0)	(0)	(0)	(0)	(0)	(0)	(0)			(46)
Largemouth Bass	0.0009	0	0	0	0	0	266	0	0	0	NS	NS	266
	(0.0182)	(0)	(0)	(0)	(0)	(0)	(558)	(0)	(0)	(0)			(558)
Muskellunge	0.0000	0	0	0	0	0	0	0	0	0	NS	NS	0
	(0.0000)	(0)	(0)	(0)	(0)	(0)	(0)	(0)	(0)	(0)			(0)
Northern Pike	0.0010	66	0	0	0	0	30	0	217	0	NS	NS	313
	(0.0045)	(154)	(0)	(0)	(0)	(0)	(65)	(0)	(434)	(0)			(453)
Other	0.0015	0	0	0	0	24	449	0	0	0	NS	NS	473
	(0.0250)	(0)	(0)	(0)	(0)	(52)	(484)	(0)	(0)	(0)			(487)
Pink Salmon	0.0000	0	0	0	0	0	0	0	0	0	NS	NS	0
	(0.0000)	(0)	(0)	(0)	(0)	(0)	(0)	(0)	(0)	(0)			(0)
Pumpkinseed	0.0009	0	0	0	0	0	0	162	112	0	NS	NS	274
	(0.0024)	(0)	(0)	(0)	(0)	(0)	(0)	(325)	(209)	(0)			(386)
Rainbow Trout	0.0001	0	0	3	0	17	0	0	0	0	NS	NS	20
	(0.0013)	(0)	(0)	(8)	(0)	(37)	(0)	(0)	(0)	(0)			(38)
Rock Bass	0.0000	0	0	0	0	0	0	0	0	0	NS	NS	0
	(0.0000)	(0)	(0)	(0)	(0)	(0)	(0)	(0)	(0)	(0)			(0)
Round whitefish	0.0000	0	0	0	0	0	0	0	0	0	NS	NS	0
	(0.0000)	(0)	(0)	(0)	(0)	(0)	(0)	(0)	(0)	(0)			(0)
Smallmouth bass	0.0000	0	0	0	0	0	0	0	0	0	NS	NS	0
	(0.0000)	(0)	(0)	(0)	(0)	(0)	(0)	(0)	(0)	(0)			(0)
Walleye	0.1605	645	3,398	559	22	3,846	1,455	29,063	9,369	704	NS	NS	49,061
	(0.0511)	(825)	(6,326)	(661)	(30)	(3,094)	(1,551)	(8,582)	(7,123)	(696)			(12,576)
White bass	0.0032	0	0	0	54	293	109	230	61	220	NS	NS	967
	(0.0027)	(0)	(0)	(0)	(116)	(399)	(176)	(287)	(111)	(269)			(609)
White perch	0.0001	0	0	0	0	0	0	18	0	0	NS	NS	18
	(0.0003)	(0)	(0)	(0)	(0)	(0)	(0)	(37)	(0)	(0)			(37)
Yellow perch	0.8249	40,960	41,936	37,341	6,462	5,257	7,618	40,451	15,357	56,783	NS	NS	252,165
	(0.2998)	(43,347)	(27,720)	(38,882)	(8,341)	(5,839)	(5,975)	(25,012)	(13,859)	(47,539)			(78,690)
Angler Hrs		25,458	25,799	8,931	5,050	26,255	32,884	114,321	46,903	20,104	NS	NS	305,705
		(21,527)	(9,089)	(7,767)	(3,756)	(17,607)	(20,018)	(25,507)	(29,113)	(15,948)			(150,332)
Angler Trips		6,458	6,469	2,324	2,457	4,221	7,333	25,299	10,853	4,360	NS	NS	69,774
		(5,625)	(2,234)	(2,027)	(1,928)	(2,812)	(4,324)	(5,700)	(6,967)	(3,883)			(65,825)
Angler Days		6,236	6,146	2,230	2,266	4,199	6,808	24,875	10,832	4,314	NS	NS	67,906
		(5,451)	(2,135)	(1,946)	(1,757)	(2,782)	(4,024)	(5,627)	(6,961)	(3,809)			(65,342)

Table B.23.–Saginaw River–mouth to confluence with Tittabawassee River (Site 355) for 1988. “NS” means not sampled; “–” means an estimate was incalculable.

Species	Harvest per hr	Jan	Feb	Mar	Apr	May	Jun	Jul	Aug	Sep	Oct	Nov	Dec	Season
Black crappie	0.0000 (0.0000)	0 (0)	0 (0)	0 (0)	NS	0 (0)	0 (0)	NS	NS	NS	NS	NS	NS	0 (0)
Bluegill	0.0000 (0.0000)	0 (0)	0 (0)	0 (0)	NS	0 (0)	0 (0)	NS	NS	NS	NS	NS	NS	0 (0)
Channel Catfish	0.0025 (0.0030)	0 (0)	0 (0)	0 (0)	NS	302 (635)	289 (275)	NS	NS	NS	NS	NS	NS	591 (692)
Common white sucker	0.0000 (0.0000)	0 (0)	0 (0)	0 (0)	NS	0 (0)	0 (0)	NS	NS	NS	NS	NS	NS	0 (0)
Freshwater Drum	0.0044 (0.0044)	0 (0)	0 (0)	0 (0)	NS	341 (444)	692 (902)	NS	NS	NS	NS	NS	NS	1,033 (1,005)
Lake Trout	0.0000 (0.0000)	0 (0)	0 (0)	0 (0)	NS	0 (0)	0 (0)	NS	NS	NS	NS	NS	NS	0 (0)
Lake Whitefish	0.0000 (0.0000)	0 (0)	0 (0)	0 (0)	NS	0 (0)	0 (0)	NS	NS	NS	NS	NS	NS	0 (0)
Largemouth Bass	0.0000 (0.0000)	0 (0)	0 (0)	0 (0)	NS	0 (0)	0 (0)	NS	NS	NS	NS	NS	NS	0 (0)
Northern Pike	0.0002 (0.0005)	0 (0)	0 (0)	0 (0)	NS	55 (116)	0 (0)	NS	NS	NS	NS	NS	NS	55 (116)
Other	0.0004 (0.0005)	0 (0)	0 (0)	0 (0)	NS	0 (0)	83 (120)	NS	NS	NS	NS	NS	NS	83 (120)
Pumpkinseed	0.0221 (0.0307)	0 (0)	0 (0)	0 (0)	NS	4,913 (7,059)	275 (350)	NS	NS	NS	NS	NS	NS	5,188 (7,070)
Rainbow Trout	0.0002 (0.0004)	0 (0)	45 (102)	0 (0)	NS	0 (0)	0 (0)	NS	NS	NS	NS	NS	NS	45 (102)
Rock Bass	0.0000 (0.0000)	0 (0)	0 (0)	0 (0)	NS	0 (0)	0 (0)	NS	NS	NS	NS	NS	NS	0 (0)
Smallmouth bass	0.0000 (0.0000)	0 (0)	0 (0)	0 (0)	NS	0 (0)	0 (0)	NS	NS	NS	NS	NS	NS	0 (0)
Walleye	0.1686 (0.0881)	1,218 (907)	4,508 (4,087)	2,500 (2,912)	NS	31,363 (17,084)	0 (0)	NS	NS	NS	NS	NS	NS	39,589 (17,829)
White bass	0.0305 (0.0245)	0 (0)	0 (0)	0 (0)	NS	7,001 (5,414)	172 (238)	NS	NS	NS	NS	NS	NS	7,173 (5,419)
White perch	0.0000 (0.0000)	0 (0)	0 (0)	0 (0)	NS	0 (0)	0 (0)	NS	NS	NS	NS	NS	NS	0 (0)
Yellow perch	0.0331 (0.0335)	1,567 (2,422)	3,463 (6,324)	982 (2,326)	NS	1,768 (2,558)	0 (0)	NS	NS	NS	NS	NS	NS	7,780 (7,604)
Angler Hrs		52,077 (23,085)	41,334 (24,212)	14,261 (15,153)	NS	118,472 (50,138)	8,676 –	NS	NS	NS	NS	NS	NS	234,820 (62,150)
Angler Trips		15,826 (6,933)	10,882 (6,641)	6,269 (6,577)	NS	32,840 (12,155)	4,823 (815)	NS	NS	NS	NS	NS	NS	70,640 (16,200)
Angler Days		10,972 (5,615)	10,110 (6,264)	5,522 (5,779)	NS	31,453 (11,801)	4,823 (815)	NS	NS	NS	NS	NS	NS	62,880 (15,435)

Table B.24.–Essexville to mouth of Saginaw River (Site 356) for 1988. “NS” means not sampled.

Species	Harvest per hr	Jan	Feb	Mar	Apr	May	Jun	Jul	Aug	Sep	Oct	Nov	Season
Brown Trout	0.0000 (0.0000)	0 (0)	0 (0)	0 (0)	0 (0)	0 (0)	0 (0)	0 (0)	0 (0)	0 (0)	NS	NS	0 (0)
Channel Catfish	0.1216 (0.6331)	0 (0)	0 (0)	0 (0)	0 (0)	0 (0)	0 (0)	19,818 (49,867)	731 (1,522)	0 (0)	NS	NS	20,549 (49,871)
Chinook Salmon	0.0000 (0.0000)	0 (0)	0 (0)	0 (0)	0 (0)	0 (0)	0 (0)	0 (0)	0 (0)	0 (0)	NS	NS	0 (0)
Coho Salmon	0.0000 (0.0000)	0 (0)	0 (0)	0 (0)	0 (0)	0 (0)	0 (0)	0 (0)	0 (0)	0 (0)	NS	NS	0 (0)
Freshwater Drum	0.0000 (0.1084)	0 (0)	0 (0)	0 (0)	0 (0)	0 (0)	0 (0)	6 (15)	0 (0)	0 (0)	NS	NS	6 (15)
Lake Trout	0.0000 (0.0000)	0 (0)	0 (0)	0 (0)	0 (0)	0 (0)	0 (0)	0 (0)	0 (0)	0 (0)	NS	NS	0 (0)
Lake Whitefish	0.0000 (0.0000)	0 (0)	0 (0)	0 (0)	0 (0)	0 (0)	0 (0)	0 (0)	0 (0)	0 (0)	NS	NS	0 (0)
Largemouth Bass	0.0070 (0.0411)	0 (0)	0 (0)	0 (0)	0 (0)	0 (0)	1,181 (523)	0 (0)	0 (0)	0 (0)	NS	NS	1,181 (523)
Muskellunge	0.0000 (0.0000)	0 (0)	0 (0)	0 (0)	0 (0)	0 (0)	0 (0)	0 (0)	0 (0)	0 (0)	NS	NS	0 (0)
Northern Pike	0.0000 (0.0000)	0 (0)	0 (0)	0 (0)	0 (0)	0 (0)	0 (0)	0 (0)	0 (0)	0 (0)	NS	NS	0 (0)
Other	0.0000 (0.0064)	0 (0)	1 (2)	0 (0)	0 (0)	0 (0)	0 (0)	0 (0)	0 (0)	0 (0)	NS	NS	1 (2)
Pink Salmon	0.0000 (0.0000)	0 (0)	0 (0)	0 (0)	0 (0)	0 (0)	0 (0)	0 (0)	0 (0)	0 (0)	NS	NS	0 (0)
Pumpkinseed	0.0001 (0.0336)	0 (0)	2 (3)	0 (0)	0 (0)	18 (44)	0 (0)	0 (0)	0 (0)	0 (0)	NS	NS	20 (44)
Rainbow Trout	0.0000 (0.0000)	0 (0)	0 (0)	0 (0)	0 (0)	0 (0)	0 (0)	0 (0)	0 (0)	0 (0)	NS	NS	0 (0)
Rock Bass	0.0000 (0.0000)	0 (0)	0 (0)	0 (0)	0 (0)	0 (0)	0 (0)	0 (0)	0 (0)	0 (0)	NS	NS	0 (0)
Round whitefish	0.0000 (0.0000)	0 (0)	0 (0)	0 (0)	0 (0)	0 (0)	0 (0)	0 (0)	0 (0)	0 (0)	NS	NS	0 (0)
Smallmouth bass	0.0000 (0.0000)	0 (0)	0 (0)	0 (0)	0 (0)	0 (0)	0 (0)	0 (0)	0 (0)	0 (0)	NS	NS	0 (0)
Walleye	0.1008 (0.1837)	0 (0)	0 (0)	0 (0)	0 (0)	2,799 (5,842)	0 (0)	13,753 (19,161)	496 (693)	0 (0)	NS	NS	17,048 (20,031)
White bass	0.0001 (0.0453)	0 (0)	0 (0)	0 (0)	0 (0)	18 (44)	0 (0)	0 (0)	0 (0)	0 (0)	NS	NS	18 (44)
White perch	0.0000 (0.0000)	0 (0)	0 (0)	0 (0)	0 (0)	0 (0)	0 (0)	0 (0)	0 (0)	0 (0)	NS	NS	0 (0)
Yellow perch	0.2815 (0.3665)	5,750 (6,564)	667 (730)	0 (0)	9,301 (8,087)	24,017 (36,509)	0 (0)	6,475 (12,805)	1,383 (2,202)	0 (0)	NS	NS	47,593 (39,235)
Angler Hrs		2,247 (1,468)	446 (450)	0 (0)	8,420 (5,796)	43,943 (24,276)	16,296 (5,759)	81,021 (99,120)	5,988 (3,703)	10,687 (4,342)	NS	NS	169,048 (144,914)
Angler Trips		1,179 (778)	247 (258)	0 (0)	6,154 (3,851)	11,889 (5,706)	3,858 (1,319)	18,190 (22,249)	1,071 (720)	0 (0)	NS	NS	42,588 (37,708)
Angler Days		1,094 (737)	231 (245)	0 (0)	6,085 (3,849)	11,889 (5,706)	3,858 (1,319)	16,879 (20,405)	1,071 (720)	0 (0)	NS	NS	41,107 (35,864)

Table B.25.–Quanicassee to Sebewaing (Site 278) for 1988. “NS” means not sampled.

Species	Harvest per hr	Jan	Feb	Mar	Apr	May	Jun	Jul	Aug	Sep	Oct	Nov	Season
Brown Trout	0.0000 (0.0000)	0 (0)	0 (0)	0 (0)	0 (0)	0 (0)	0 (0)	0 (0)	0 (0)	0 (0)	NS	NS	0 (0)
Channel Catfish	0.0725 (0.0987)	0 (0)	0 (0)	0 (0)	0 (0)	849 (1,424)	4,998 (10,031)	1,852 (1,862)	1,128 (1,415)	665 (1,488)	NS	NS	9,492 (10,275)
Chinook Salmon	0.0000 (0.0000)	0 (0)	0 (0)	0 (0)	0 (0)	0 (0)	0 (0)	0 (0)	0 (0)	0 (0)	NS	NS	0 (0)
Coho Salmon	0.0000 (0.0000)	0 (0)	0 (0)	0 (0)	0 (0)	0 (0)	0 (0)	0 (0)	0 (0)	0 (0)	NS	NS	0 (0)
Freshwater Drum	0.0080 (0.0288)	0 (0)	0 (0)	0 (0)	0 (0)	72 (145)	941 (2,001)	32 (49)	8 (18)	0 (0)	NS	NS	1,053 (1,982)
Lake Trout	0.0000 (0.0000)	0 (0)	0 (0)	0 (0)	0 (0)	0 (0)	0 (0)	0 (0)	0 (0)	0 (0)	NS	NS	0 (0)
Lake Whitefish	0.0000 (0.0000)	0 (0)	0 (0)	0 (0)	0 (0)	0 (0)	0 (0)	0 (0)	0 (0)	0 (0)	NS	NS	0 (0)
Largemouth Bass	0.0002 (0.0034)	0 (0)	0 (0)	0 (0)	0 (0)	22 (47)	0 (0)	0 (0)	0 (0)	0 (0)	NS	NS	22 (47)
Muskellunge	0.0000 (0.0000)	0 (0)	0 (0)	0 (0)	0 (0)	0 (0)	0 (0)	0 (0)	0 (0)	0 (0)	NS	NS	0 (0)
Northern Pike	0.0000 (0.0000)	0 (0)	0 (0)	0 (0)	0 (0)	0 (0)	0 (0)	0 (0)	0 (0)	0 (0)	NS	NS	0 (0)
Other	0.0010 (0.0031)	0 (0)	0 (0)	0 (0)	0 (0)	39 (81)	3 (7)	84 (151)	0 (0)	0 (0)	NS	NS	126 (169)
Pink Salmon	0.0000 (0.0000)	0 (0)	0 (0)	0 (0)	0 (0)	0 (0)	0 (0)	0 (0)	0 (0)	0 (0)	NS	NS	0 (0)
Pumpkinseed	0.0043 (0.0381)	0 (0)	0 (0)	0 (0)	71 (154)	309 (299)	151 (167)	11 (29)	15 (36)	6 (16)	NS	NS	563 (379)
Rainbow Trout	0.0000 (0.0000)	0 (0)	0 (0)	0 (0)	0 (0)	0 (0)	0 (0)	0 (0)	0 (0)	0 (0)	NS	NS	0 (0)
Rock Bass	0.0002 (0.0053)	0 (0)	0 (0)	0 (0)	0 (0)	12 (18)	6 (10)	4 (9)	0 (0)	3 (8)	NS	NS	25 (24)
Round whitefish	0.0000 (0.0000)	0 (0)	0 (0)	0 (0)	0 (0)	0 (0)	0 (0)	0 (0)	0 (0)	0 (0)	NS	NS	0 (0)
Smallmouth bass	0.0000 (0.0000)	0 (0)	0 (0)	0 (0)	0 (0)	0 (0)	0 (0)	0 (0)	0 (0)	0 (0)	NS	NS	0 (0)
Walleye	0.0884 (0.0686)	0 (0)	0 (0)	0 (0)	6 (14)	3,837 (3,730)	1,076 (2,072)	4,914 (2,616)	1,742 (1,575)	0 (0)	NS	NS	11,575 (5,247)
White bass	0.0697 (0.0940)	0 (0)	0 (0)	0 (0)	1,922 (2,075)	1,595 (1,972)	8 (19)	140 (204)	2,966 (6,552)	2,493 (5,581)	NS	NS	9,124 (9,036)
White perch	0.0000 (0.0000)	0 (0)	0 (0)	0 (0)	0 (0)	0 (0)	0 (0)	0 (0)	0 (0)	0 (0)	NS	NS	0 (0)
Yellow perch	0.3861 (0.3453)	26,119 (20,501)	8,949 (7,611)	8,480 (7,026)	2,760 (2,518)	171 (183)	112 (180)	3,961 (4,967)	6 (16)	0 (0)	NS	NS	50,558 (19,426)
Angler Hrs		8,589 (3,691)	4,979 (1,984)	2,431 (2,064)	8,279 (6,450)	16,562 (9,401)	17,808 (9,967)	37,091 (12,559)	17,876 (10,477)	17,329 (10,323)	NS	NS	130,944 (66,916)
Angler Trips		2,336 (985)	1,298 (540)	800 (714)	2,015 (1,558)	4,102 (2,397)	4,173 (2,669)	7,232 (2,707)	3,572 (2,216)	4,721 (3,425)	NS	NS	30,249 (27,603)
Angler Days		2,929 (1,203)	1,516 (605)	1,215 (1,121)	3,009 (2,282)	3,361 (1,978)	2,883 (1,926)	6,699 (2,525)	3,290 (2,065)	3,588 (2,703)	NS	NS	28,490 (25,386)

Table B.26.–Sebewaing to Sand Point (Site 288) for 1988. “NS” means not sampled.

Species	Harvest per hr	Jan	Feb	Mar	Apr	May	Jun	Jul	Aug	Sep	Oct	Nov	Season
Brown Trout	0.0000 (0.0000)	0 (0)	0 (0)	0 (0)	0 (0)	0 (0)	0 (0)	0 (0)	0 (0)	0 (0)	NS	NS	0 (0)
Channel Catfish	0.0581 (0.0966)	0 (0)	0 (0)	0 (0)	50 (115)	436 (568)	8,854 (8,507)	742 (741)	97 (162)	799 (1,968)	NS	NS	10,978 (8,745)
Chinook Salmon	0.0000 (0.0000)	0 (0)	0 (0)	0 (0)	0 (0)	0 (0)	0 (0)	0 (0)	0 (0)	0 (0)	NS	NS	0 (0)
Coho Salmon	0.0000 (0.0000)	0 (0)	0 (0)	0 (0)	0 (0)	0 (0)	0 (0)	0 (0)	0 (0)	0 (0)	NS	NS	0 (0)
Freshwater Drum	0.0033 (0.0071)	0 (0)	0 (0)	0 (0)	0 (0)	199 (404)	275 (350)	143 (234)	9 (20)	0 (0)	NS	NS	626 (531)
Lake Trout	0.0000 (0.0000)	0 (0)	0 (0)	0 (0)	0 (0)	0 (0)	0 (0)	0 (0)	0 (0)	0 (0)	NS	NS	0 (0)
Lake Whitefish	0.0000 (0.0000)	0 (0)	0 (0)	0 (0)	0 (0)	0 (0)	0 (0)	0 (0)	0 (0)	0 (0)	NS	NS	0 (0)
Largemouth Bass	0.0031 (0.0286)	0 (0)	0 (0)	0 (0)	0 (0)	590 (664)	0 (0)	0 (0)	0 (0)	0 (0)	NS	NS	590 (593)
Muskellunge	0.0000 (0.0000)	0 (0)	0 (0)	0 (0)	0 (0)	0 (0)	0 (0)	0 (0)	0 (0)	0 (0)	NS	NS	0 (0)
Northern Pike	0.0041 (0.0237)	776 (1,137)	0 (0)	0 (0)	0 (0)	0 (0)	0 (0)	0 (0)	0 (0)	0 (0)	NS	NS	776 (1,067)
Other	0.0021 (0.0048)	0 (0)	0 (0)	0 (0)	73 (157)	220 (398)	35 (71)	70 (110)	0 (0)	0 (0)	NS	NS	398 (367)
Pink Salmon	0.0000 (0.0000)	0 (0)	0 (0)	0 (0)	0 (0)	0 (0)	0 (0)	0 (0)	0 (0)	0 (0)	NS	NS	0 (0)
Pumpkinseed	0.0039 (0.0208)	0 (0)	0 (0)	0 (0)	26 (38)	689 (655)	22 (32)	0 (0)	0 (0)	0 (0)	NS	NS	737 (519)
Rainbow Trout	0.0000 (0.0000)	0 (0)	0 (0)	0 (0)	0 (0)	0 (0)	0 (0)	0 (0)	0 (0)	0 (0)	NS	NS	0 (0)
Rock Bass	0.0012 (0.0035)	40 (81)	0 (0)	0 (0)	3 (7)	104 (208)	70 (146)	0 (0)	8 (17)	0 (0)	NS	NS	225 (254)
Round whitefish	0.0000 (0.0000)	0 (0)	0 (0)	0 (0)	0 (0)	0 (0)	0 (0)	0 (0)	0 (0)	0 (0)	NS	NS	0 (0)
Smallmouth bass	0.0000 (0.0000)	0 (0)	0 (0)	0 (0)	0 (0)	0 (0)	0 (0)	0 (0)	0 (0)	0 (0)	NS	NS	0 (0)
Walleye	0.0282 (0.0341)	0 (0)	0 (0)	0 (0)	0 (0)	515 (712)	923 (1,050)	2,993 (2,291)	312 (456)	592 (1,046)	NS	NS	5,335 (2,853)
White bass	0.0012 (0.0049)	0 (0)	0 (0)	0 (0)	0 (0)	157 (211)	65 (133)	0 (0)	0 (0)	0 (0)	NS	NS	222 (201)
White perch	0.0049 (0.0699)	0 (0)	266 (536)	0 (0)	0 (0)	0 (0)	0 (0)	0 (0)	660 (1,413)	0 (0)	NS	NS	926 (1,511)
Yellow perch	1.8702 (0.7093)	143,649 (78,025)	101,002 (48,519)	92,072 (96,504)	6,576 (3,537)	3,773 (5,537)	1,465 (1,654)	3,955 (4,890)	1,085 (1,439)	0 (0)	NS	NS	353,577 (112,791)
Angler Hrs		46,261 (21,477)	30,678 (10,178)	14,253 (8,697)	5,598 (2,709)	21,137 (5,678)	21,145 (9,234)	31,437 (13,411)	4,726 (2,968)	13,826 (13,219)	NS	NS	189,061 (87,571)
Angler Trips		10,682 (5,116)	6,320 (2,228)	3,238 (2,029)	1,840 (875)	4,271 (1,463)	5,034 (2,512)	6,076 (2,934)	1,035 (612)	2,311 (2,031)	NS	NS	40,807 (52,613)
Angler Days		11,140 (5,336)	6,320 (2,228)	3,769 (2,298)	2,589 (1,174)	3,801 (1,301)	4,550 (2,207)	5,260 (2,565)	943 (563)	2,063 (1,767)	NS	NS	40,435 (51,464)

Table B.27.–Sand Point to Port Austin (site 236) for 1988. “NS” means not sampled.

Species	Harvest per hr	Jan	Feb	Mar	Apr	May	Jun	Jul	Aug	Sep	Oct	Nov	Season
Brown Trout	0.0011 (0.0052)	0 (0)	0 (0)	0 (0)	27 (62)	0 (0)	0 (0)	283 (529)	0 (0)	0 (0)	0 (0)	NS	310 (533)
Channel Catfish	0.0021 (0.0041)	0 (0)	0 (0)	0 (0)	0 (0)	0 (0)	273 (692)	261 (319)	34 (43)	0 (0)	0 (0)	NS	568 (678)
Chinook Salmon	0.0223 (0.0108)	0 (0)	0 (0)	0 (0)	156 (284)	2,351 (1,440)	607 (546)	2,383 (1,814)	533 (396)	99 (166)	0 (0)	NS	6,129 (2,435)
Coho Salmon	0.0006 (0.0008)	0 (0)	0 (0)	0 (0)	0 (0)	49 (65)	7 (15)	49 (100)	69 (118)	0 (0)	0 (0)	NS	174 (168)
Freshwater Drum	0.0000 (0.0004)	0 (0)	0 (0)	0 (0)	0 (0)	0 (0)	0 (0)	0 (0)	11 (16)	0 (0)	0 (0)	NS	11 (16)
Lake Trout	0.0172 (0.0105)	0 (0)	0 (0)	0 (0)	0 (0)	1,237 (824)	658 (544)	2,716 (1,754)	123 (112)	0 (0)	0 (0)	NS	4,734 (2,016)
Lake Whitefish	0.0000 (0.0000)	0 (0)	0 (0)	0 (0)	0 (0)	0 (0)	0 (0)	0 (0)	0 (0)	0 (0)	0 (0)	NS	0 (0)
Largemouth Bass	0.0000 (0.0000)	0 (0)	0 (0)	0 (0)	0 (0)	0 (0)	0 (0)	0 (0)	0 (0)	0 (0)	0 (0)	NS	0 (0)
Muskellunge	0.0000 (0.0000)	0 (0)	0 (0)	0 (0)	0 (0)	0 (0)	0 (0)	0 (0)	0 (0)	0 (0)	0 (0)	NS	0 (0)
Northern Pike	0.0001 (0.0008)	0 (0)	0 (0)	0 (0)	0 (0)	15 (31)	0 (0)	0 (0)	0 (0)	0 (0)	0 (0)	NS	15 (31)
Other	0.0000 (0.0000)	0 (0)	0 (0)	0 (0)	0 (0)	0 (0)	0 (0)	0 (0)	0 (0)	0 (0)	0 (0)	NS	0 (0)
Pink Salmon	0.0000 (0.0000)	0 (0)	0 (0)	0 (0)	0 (0)	0 (0)	0 (0)	0 (0)	0 (0)	0 (0)	0 (0)	NS	0 (0)
Pumpkinseed	0.0066 (0.0401)	0 (0)	0 (0)	0 (0)	0 (0)	0 (0)	0 (0)	1,815 (3,683)	0 (0)	0 (0)	0 (0)	NS	1,815 (3,683)
Rainbow Trout	0.0008 (0.0012)	0 (0)	0 (0)	0 (0)	0 (0)	22 (45)	0 (0)	172 (186)	37 (51)	0 (0)	0 (0)	NS	231 (198)
Rock Bass	0.0004 (0.0026)	0 (0)	0 (0)	0 (0)	0 (0)	15 (31)	105 (224)	0 (0)	0 (0)	0 (0)	0 (0)	NS	120 (207)
Round whitefish	0.0000 (0.0000)	0 (0)	0 (0)	0 (0)	0 (0)	0 (0)	0 (0)	0 (0)	0 (0)	0 (0)	0 (0)	NS	0 (0)
Smallmouth bass	0.0001 (0.0018)	0 (0)	0 (0)	0 (0)	0 (0)	0 (0)	33 (68)	0 (0)	0 (0)	0 (0)	0 (0)	NS	33 (68)
Walleye	0.0216 (0.0127)	0 (0)	0 (0)	8 (19)	0 (0)	46 (94)	918 (1,635)	2,404 (1,542)	2,488 (1,714)	94 (179)	0 (0)	NS	5,958 (2,832)
White bass	0.0001 (0.0018)	0 (0)	0 (0)	0 (0)	0 (0)	0 (0)	0 (0)	0 (0)	37 (64)	0 (0)	0 (0)	NS	37 (64)
White perch	0.0000 (0.0000)	0 (0)	0 (0)	0 (0)	0 (0)	0 (0)	0 (0)	0 (0)	0 (0)	0 (0)	0 (0)	NS	0 (0)
Yellow perch	0.4665 (0.1437)	0 (0)	10,272 (8,336)	2,644 (3,262)	9,147 (10,680)	18,211 (14,613)	10,611 (9,665)	41,401 (24,723)	14,506 (9,410)	21,600 (16,471)	0 (0)	NS	128,392 (32,221)
Angler Hrs		0 (0)	5,444 (3,279)	2,161 (2,118)	18,111 (12,875)	47,004 (23,132)	40,881 (20,021)	95,918 (28,627)	39,255 (15,990)	26,452 (16,949)	0 (0)	NS	275,226 (122,991)
Angler Trips		0 (0)	1,593 (1,028)	663 (637)	6,785 (5,173)	7,095 (3,509)	8,335 (4,450)	21,677 (6,842)	8,981 (4,053)	6,085 (4,240)	0 (0)	NS	61,214 (41,366)
Angler Days		0 (0)	1,439 (918)	532 (519)	5,094 (3,880)	6,238 (3,082)	6,627 (3,593)	16,960 (5,355)	6,933 (3,125)	5,486 (3,587)	0 (0)	NS	49,309 (37,014)

Table B.28.–Saginaw Bay all sites combined for 1989. “NS” means not sampled.

Species	Harvest per hr	Jan	Feb	Mar	Apr	May	Jun	Jul	Aug	Sep	Oct	Nov	Season
Brown Trout	0.0002 (0.0004)	0 (0)	0 (0)	0 (0)	147 (260)	44 (46)	33 (69)	0 (0)	43 (91)	18 (46)	3 (6)	NS	288 (292)
Channel Catfish	0.0166 (0.0102)	0 (0)	0 (0)	0 (0)	115 (233)	562 (865)	13,165 (7,377)	3,244 (1,567)	1,364 (1,801)	4,903 (8,150)	1 (2)	NS	23,354 (11,284)
Chinook Salmon	0.0031 (0.0022)	0 (0)	0 (0)	0 (0)	102 (105)	1,655 (1,098)	807 (530)	775 (626)	298 (297)	685 (482)	100 (118)	NS	4,422 (1,491)
Coho Salmon	0.0002 (0.0006)	0 (0)	0 (0)	0 (0)	0 (0)	78 (89)	73 (90)	0 (0)	0 (0)	26 (54)	91 (176)	NS	268 (223)
Freshwater Drum	0.0023 (0.0024)	0 (0)	0 (0)	0 (0)	0 (0)	462 (624)	1,833 (2,425)	683 (638)	195 (205)	114 (144)	0 (0)	NS	3,287 (2,596)
Lake Trout	0.0053 (0.0050)	0 (0)	0 (0)	0 (0)	0 (0)	1,342 (1,069)	1,956 (1,221)	3,907 (2,701)	229 (227)	50 (65)	0 (0)	NS	7,484 (3,159)
Lake Whitefish	0.0000 (0.0000)	0 (0)	0 (0)	0 (0)	0 (0)	0 (0)	0 (0)	0 (0)	0 (0)	0 (0)	0 (0)	NS	0 (0)
Largemouth Bass	0.0007 (0.0014)	0 (0)	0 (0)	0 (0)	0 (0)	175 (348)	201 (325)	409 (625)	63 (139)	148 (302)	0 (0)	NS	996 (854)
Muskellunge	0.0000 (0.0000)	0 (0)	0 (0)	0 (0)	0 (0)	0 (0)	0 (0)	0 (0)	0 (0)	0 (0)	0 (0)	NS	0 (0)
Northern Pike	0.0002 (0.0004)	63 (131)	0 (0)	0 (0)	42 (66)	31 (51)	99 (151)	0 (0)	37 (77)	40 (81)	0 (0)	NS	312 (244)
Other	0.0017 (0.0121)	0 (0)	0 (0)	0 (0)	2,107 (4,522)	60 (96)	182 (402)	50 (109)	0 (0)	0 (0)	0 (0)	NS	2,399 (4,542)
Pink Salmon	0.0002 (0.0005)	0 (0)	0 (0)	0 (0)	0 (0)	129 (178)	57 (72)	0 (0)	26 (60)	0 (0)	0 (0)	NS	212 (201)
Pumpkinseed	0.0003 (0.0013)	246 (346)	0 (0)	0 (0)	0 (0)	0 (0)	12 (23)	90 (184)	1 (2)	125 (175)	6 (13)	NS	480 (430)
Rainbow Trout	0.0004 (0.0012)	0 (0)	0 (0)	0 (0)	35 (61)	63 (66)	92 (113)	25 (39)	85 (120)	239 (483)	71 (86)	NS	610 (527)
Rock Bass	0.0009 (0.0039)	0 (0)	0 (0)	0 (0)	106 (187)	134 (248)	1,032 (2,016)	0 (0)	37 (59)	0 (0)	4 (7)	NS	1,313 (2,040)
Round whitefish	0.0000 (0.0000)	0 (0)	0 (0)	0 (0)	0 (0)	0 (0)	0 (0)	0 (0)	0 (0)	0 (0)	0 (0)	NS	0 (0)
Smallmouth bass	0.0004 (0.0014)	0 (0)	0 (0)	0 (0)	0 (0)	164 (363)	41 (84)	330 (329)	0 (0)	0 (0)	0 (0)	NS	535 (497)
Walleye	0.0523 (0.0126)	0 (0)	11,651 (4,438)	7,373 (10,838)	380 (293)	4,345 (2,741)	1,281 (879)	32,806 (7,718)	13,042 (5,773)	2,629 (3,265)	36 (70)	NS	73,543 (15,783)
White bass	0.0035 (0.0038)	53 (109)	0 (0)	0 (0)	307 (426)	3,105 (4,186)	301 (307)	793 (688)	236 (417)	96 (166)	0 (0)	NS	4,891 (4,299)
White perch	0.0024 (0.0056)	2,241 (2,229)	32 (68)	8 (19)	0 (0)	10 (18)	1,015 (1,540)	60 (88)	25 (52)	0 (0)	0 (0)	NS	3,391 (2,712)
Yellow perch	1.1121 (0.1695)	218,484 (58,209)	89,025 (35,634)	49,010 (59,650)	96,900 (34,589)	13,812 (10,839)	91,899 (41,697)	259,722 (70,885)	234,713 (81,865)	378,172 (130,358)	131,037 (54,153)	NS	1,562,774 (207,173)
Angler Hrs		79,541 (13,475)	98,423 (22,440)	51,464 (36,050)	92,202 (13,889)	101,388 (24,348)	226,200 (41,168)	347,051 (50,901)	175,120 (37,822)	190,182 (49,329)	43,654 (10,827)	NS	1,405,225 (105,736)
Angler Trips		24,864 (5,494)	22,183 (5,806)	11,736 (8,553)	21,934 (5,277)	26,714 (5,811)	46,707 (8,324)	64,688 (9,304)	39,972 (8,101)	38,250 (8,882)	7,819 (2,404)	NS	304,867 (25,130)
Angler Days		24,806 (5,365)	19,844 (4,928)	11,699 (8,468)	22,796 (5,088)	24,792 (5,647)	45,121 (8,250)	63,095 (9,169)	38,520 (7,862)	35,801 (8,287)	7,349 (2,308)	NS	293,823 (23,848)

Table B.29.–Tawas (Site 250) for 1989. “NS” means not sampled.

Species	Harvest per hr	Jan	Feb	Mar	Apr	May	Jun	Jul	Aug	Sep	Oct	Nov	Season
Brown Trout	0.0006 (0.0029)	NS	NS	NS	29 (43)	37 (54)	0 (0)	0 (0)	43 (91)	18 (46)	0 (0)	NS	127 (119)
Channel Catfish	0.0007 (0.0020)	NS	NS	NS	0 (0)	0 (0)	0 (0)	120 (180)	0 (0)	15 (31)	0 (0)	NS	135 (160)
Chinook Salmon	0.0075 (0.0051)	NS	NS	NS	102 (105)	695 (632)	446 (397)	20 (30)	117 (160)	65 (117)	43 (76)	NS	1,488 (781)
Coho Salmon	0.0007 (0.0035)	NS	NS	NS	0 (0)	24 (31)	23 (49)	0 (0)	0 (0)	0 (0)	91 (176)	NS	138 (185)
Freshwater Drum	0.0003 (0.0045)	NS	NS	NS	0 (0)	0 (0)	0 (0)	11 (21)	58 (96)	0 (0)	0 (0)	NS	69 (98)
Lake Trout	0.0042 (0.0038)	NS	NS	NS	0 (0)	287 (245)	380 (323)	146 (139)	21 (38)	0 (0)	0 (0)	NS	834 (430)
Lake Whitefish	0.0000 (0.0000)	NS	NS	NS	0 (0)	0 (0)	0 (0)	0 (0)	0 (0)	0 (0)	0 (0)	NS	0 (0)
Largemouth Bass	0.0000 (0.0000)	NS	NS	NS	0 (0)	0 (0)	0 (0)	0 (0)	0 (0)	0 (0)	0 (0)	NS	0 (0)
Muskellunge	0.0000 (0.0000)	NS	NS	NS	0 (0)	0 (0)	0 (0)	0 (0)	0 (0)	0 (0)	0 (0)	NS	0 (0)
Northern Pike	0.0001 (0.0031)	NS	NS	NS	12 (27)	0 (0)	0 (0)	0 (0)	0 (0)	0 (0)	0 (0)	NS	12 (27)
Other	0.0000 (0.0000)	NS	NS	NS	0 (0)	0 (0)	0 (0)	0 (0)	0 (0)	0 (0)	0 (0)	NS	0 (0)
Pink Salmon	0.0002 (0.0018)	NS	NS	NS	0 (0)	0 (0)	41 (64)	0 (0)	0 (0)	0 (0)	0 (0)	NS	41 (64)
Pumpkinseed	0.0000 (0.0000)	NS	NS	NS	0 (0)	0 (0)	0 (0)	0 (0)	0 (0)	0 (0)	0 (0)	NS	0 (0)
Rainbow Trout	0.0010 (0.0008)	NS	NS	NS	35 (61)	47 (57)	23 (36)	25 (39)	16 (34)	6 (14)	46 (58)	NS	198 (120)
Rock Bass	0.0001 (0.0015)	NS	NS	NS	0 (0)	0 (0)	0 (0)	0 (0)	15 (31)	0 (0)	0 (0)	NS	15 (31)
Round whitefish	0.0000 (0.0000)	NS	NS	NS	0 (0)	0 (0)	0 (0)	0 (0)	0 (0)	0 (0)	0 (0)	NS	0 (0)
Smallmouth bass	0.0000 (0.0000)	NS	NS	NS	0 (0)	0 (0)	0 (0)	0 (0)	0 (0)	0 (0)	0 (0)	NS	0 (0)
Walleye	0.0043 (0.0035)	NS	NS	NS	0 (0)	0 (0)	10 (21)	305 (265)	403 (324)	128 (152)	0 (0)	NS	846 (446)
White bass	0.0006 (0.0041)	NS	NS	NS	0 (0)	0 (0)	0 (0)	125 (214)	0 (0)	0 (0)	0 (0)	NS	125 (214)
White perch	0.0000 (0.0000)	NS	NS	NS	0 (0)	0 (0)	0 (0)	0 (0)	0 (0)	0 (0)	0 (0)	NS	0 (0)
Yellow perch	1.3715 (0.4810)	NS	NS	NS	4,740 (4,242)	395 (742)	27,222 (21,539)	64,519 (34,280)	45,262 (26,605)	92,696 (49,979)	36,118 (26,245)	NS	270,952 (71,891)
Angler Hrs		NS	NS	NS	18,346 (9,300)	19,599 (15,754)	41,478 (20,398)	56,473 (25,436)	22,381 (10,809)	29,732 (18,061)	9,545 (6,769)	NS	197,554 (106,527)
Angler Trips		NS	NS	NS	4,757 (2,501)	5,287 (4,162)	8,282 (4,121)	11,040 (4,932)	4,927 (2,459)	5,864 (3,595)	2,098 (1,580)	NS	42,255 (30,149)
Angler Days		NS	NS	NS	5,495 (2,919)	5,007 (4,045)	8,174 (4,071)	10,992 (4,920)	4,870 (2,435)	5,766 (3,458)	1,918 (1,427)	NS	42,222 (29,656)

Table B.30.–Au Gres (Site 255) for1989. “NS” means not sampled.

Species	Harvest per hr	Jan	Feb	Mar	Apr	May	Jun	Jul	Aug	Sep	Oct	Nov	Season
Brown Trout	0.0000 (0.0007)	0 (0)	0 (0)	0 (0)	0 (0)	7 (15)	0 (0)	0 (0)	0 (0)	0 (0)	3 (6)	NS	10 (16)
Channel Catfish	0.0056 (0.0043)	0 (0)	0 (0)	0 (0)	0 (0)	5 (12)	836 (1,069)	521 (463)	63 (74)	560 (433)	0 (0)	NS	1,985 (1,062)
Chinook Salmon	0.0009 (0.0045)	0 (0)	0 (0)	0 (0)	0 (0)	10 (17)	0 (0)	0 (0)	0 (0)	258 (419)	57 (125)	NS	325 (372)
Coho Salmon	0.0000 (0.0000)	0 (0)	0 (0)	0 (0)	0 (0)	0 (0)	0 (0)	0 (0)	0 (0)	0 (0)	0 (0)	NS	0 (0)
Freshwater Drum	0.0003 (0.0006)	0 (0)	0 (0)	0 (0)	0 (0)	0 (0)	0 (0)	12 (25)	35 (53)	49 (105)	0 (0)	NS	96 (120)
Lake Trout	0.0001 (0.0048)	0 (0)	0 (0)	0 (0)	0 (0)	40 (70)	0 (0)	0 (0)	0 (0)	0 (0)	0 (0)	NS	40 (70)
Lake Whitefish	0.0000 (0.0000)	0 (0)	0 (0)	0 (0)	0 (0)	0 (0)	0 (0)	0 (0)	0 (0)	0 (0)	0 (0)	NS	0 (0)
Largemouth Bass	0.0002 (0.0013)	0 (0)	0 (0)	0 (0)	0 (0)	0 (0)	0 (0)	55 (113)	0 (0)	0 (0)	0 (0)	NS	55 (113)
Muskellunge	0.0000 (0.0000)	0 (0)	0 (0)	0 (0)	0 (0)	0 (0)	0 (0)	0 (0)	0 (0)	0 (0)	0 (0)	NS	0 (0)
Northern Pike	0.0005 (0.0023)	63 (131)	0 (0)	0 (0)	0 (0)	31 (51)	38 (79)	0 (0)	0 (0)	40 (81)	0 (0)	NS	172 (180)
Other	0.0000 (0.0000)	0 (0)	0 (0)	0 (0)	0 (0)	0 (0)	0 (0)	0 (0)	0 (0)	0 (0)	0 (0)	NS	0 (0)
Pink Salmon	0.0000 (0.0000)	0 (0)	0 (0)	0 (0)	0 (0)	0 (0)	0 (0)	0 (0)	0 (0)	0 (0)	0 (0)	NS	0 (0)
Pumpkinseed	0.0001 (0.0124)	36 (76)	0 (0)	0 (0)	0 (0)	0 (0)	0 (0)	0 (0)	0 (0)	0 (0)	0 (0)	NS	36 (76)
Rainbow Trout	0.0000 (0.0000)	0 (0)	0 (0)	0 (0)	0 (0)	0 (0)	0 (0)	0 (0)	0 (0)	0 (0)	0 (0)	NS	0 (0)
Rock Bass	0.0030 (0.0290)	0 (0)	0 (0)	0 (0)	104 (187)	0 (0)	959 (2,012)	0 (0)	0 (0)	0 (0)	0 (0)	NS	1,063 (2,021)
Round whitefish	0.0000 (0.0000)	0 (0)	0 (0)	0 (0)	0 (0)	0 (0)	0 (0)	0 (0)	0 (0)	0 (0)	0 (0)	NS	0 (0)
Smallmouth bass	0.0002 (0.0015)	0 (0)	0 (0)	0 (0)	0 (0)	0 (0)	0 (0)	81 (125)	0 (0)	0 (0)	0 (0)	NS	81 (125)
Walleye	0.0148 (0.0076)	0 (0)	211 (438)	1,627 (1,900)	38 (78)	167 (284)	211 (376)	2,083 (1,054)	710 (470)	154 (236)	36 (78)	NS	5,237 (2,194)
White bass	0.0004 (0.0008)	0 (0)	0 (0)	0 (0)	0 (0)	0 (0)	5 (11)	111 (134)	43 (72)	0 (0)	0 (0)	NS	159 (153)
White perch	0.0000 (0.0000)	0 (0)	0 (0)	0 (0)	0 (0)	0 (0)	0 (0)	0 (0)	0 (0)	0 (0)	0 (0)	NS	0 (0)
Yellow perch	2.1316 (0.5824)	41,188 (28,937)	19,926 (10,171)	8,078 (8,362)	63,157 (45,424)	855 (765)	52,844 (35,778)	155,365 (58,552)	149,703 (72,493)	224,327 (115,699)	40,610 (27,322)	NS	756,053 (153,359)
Angler Hrs		14,945 (6,577)	10,369 (3,871)	10,054 (5,390)	33,051 (15,058)	19,088 (13,300)	60,934 (28,199)	86,832 (27,863)	47,662 (21,658)	59,963 (32,075)	11,789 (6,822)	NS	354,687 (160,813)
Angler Trips		4,296 (1,953)	3,006 (1,158)	2,861 (1,539)	9,915 (5,659)	5,055 (3,940)	11,743 (5,497)	13,761 (4,326)	10,385 (5,071)	11,002 (5,455)	2,665 (1,645)	NS	74,689 (56,830)
Angler Days		3,908 (1,808)	2,793 (1,074)	2,523 (1,368)	9,700 (5,599)	5,052 (3,940)	11,743 (5,497)	13,709 (4,314)	10,289 (5,024)	10,869 (5,396)	2,525 (1,587)	NS	73,111 (56,654)

Table B.31.–Saganing Creek to mouth of Saginaw River (Site 260) for 1989. “NS” means not sampled.

Species	Harvest per hr	Jan	Feb	Mar	Apr	May	Jun	Jul	Aug	Sep	Oct	Nov	Season
Brown Trout	(0.0000)	0	0	0	0	0	0	0	0	0	0	NS	0
	(0.0000)	(0)	(0)	(0)	(0)	(0)	(0)	(0)	(0)	(0)	(0)		(0)
Channel Catfish	0.0014	0	0	0	0	0	0	370	0	87	0	NS	457
	(0.0047)	(0)	(0)	(0)	(0)	(0)	(0)	(374)	(0)	(178)	(0)		(414)
Chinook Salmon	0.0000	0	0	0	0	0	0	0	0	0	0	NS	0
	(0.0000)	(0)	(0)	(0)	(0)	(0)	(0)	(0)	(0)	(0)	(0)		(0)
Coho Salmon	0.0000	0	0	0	0	0	0	0	0	0	0	NS	0
	(0.0000)	(0)	(0)	(0)	(0)	(0)	(0)	(0)	(0)	(0)	(0)		(0)
Freshwater Drum	0.0028	0	0	0	0	0	607	248	25	38	0	NS	918
	(0.0083)	(0)	(0)	(0)	(0)	(0)	(1,286)	(389)	(53)	(78)	(0)		(1,347)
Lake Trout	0.0000	0	0	0	0	0	0	0	0	0	0	NS	0
	(0.0000)	(0)	(0)	(0)	(0)	(0)	(0)	(0)	(0)	(0)	(0)		(0)
Lake Whitefish	0.0000	0	0	0	0	0	0	0	0	0	0	NS	0
	(0.0000)	(0)	(0)	(0)	(0)	(0)	(0)	(0)	(0)	(0)	(0)		(0)
Largemouth Bass	0.0016	0	0	0	0	8	0	354	0	148	0	NS	510
	(0.0066)	(0)	(0)	(0)	(0)	(17)	(0)	(615)	(0)	(302)	(0)		(685)
Muskellunge	0.0000	0	0	0	0	0	0	0	0	0	0	NS	0
	(0.0000)	(0)	(0)	(0)	(0)	(0)	(0)	(0)	(0)	(0)	(0)		(0)
Northern Pike	0.0003	0	0	0	0	0	61	0	37	0	0	NS	98
	(0.0021)	(0)	(0)	(0)	(0)	(0)	(129)	(0)	(77)	(0)	(0)		(150)
Other	0.0001	0	0	0	0	38	0	0	0	0	0	NS	38
	(0.0065)	(0)	(0)	(0)	(0)	(81)	(0)	(0)	(0)	(0)	(0)		(81)
Pink Salmon	0.0000	0	0	0	0	0	0	0	0	0	0	NS	0
	(0.0000)	(0)	(0)	(0)	(0)	(0)	(0)	(0)	(0)	(0)	(0)		(0)
Pumpkinseed	0.0009	210	0	0	0	0	0	90	0	0	0	NS	300
	(0.0047)	(338)	(0)	(0)	(0)	(0)	(0)	(184)	(0)	(0)	(0)		(385)
Rainbow Trout	0.0000	0	0	0	0	0	0	0	0	0	0	NS	0
	(0.0000)	(0)	(0)	(0)	(0)	(0)	(0)	(0)	(0)	(0)	(0)		(0)
Rock Bass	0.0000	0	0	0	0	0	0	0	0	0	0	NS	0
	(0.0000)	(0)	(0)	(0)	(0)	(0)	(0)	(0)	(0)	(0)	(0)		(0)
Round whitefish	0.0000	0	0	0	0	0	0	0	0	0	0	NS	0
	(0.0000)	(0)	(0)	(0)	(0)	(0)	(0)	(0)	(0)	(0)	(0)		(0)
Smallmouth bass	0.0000	0	0	0	0	0	0	0	0	0	0	NS	0
	(0.0000)	(0)	(0)	(0)	(0)	(0)	(0)	(0)	(0)	(0)	(0)		(0)
Walleye	0.1335	0	11,440	5,744	107	2,478	434	18,043	5,184	177	0	NS	43,607
	(0.0565)	(0)	(5,298)	(10,699)	(167)	(2,067)	(464)	(6,427)	(3,106)	(219)	(0)		(13,766)
White bass	0.0004	0	0	0	0	78	67	0	0	0	0	NS	145
	(0.0044)	(0)	(0)	(0)	(0)	(148)	(143)	(0)	(0)	(0)	(0)		(206)
White perch	0.0053	1,707	0	0	0	0	0	0	25	0	0	NS	1,732
	(0.0446)	(2,030)	(0)	(0)	(0)	(0)	(0)	(0)	(52)	(0)	(0)		(2,031)
Yellow perch	0.8138	67,320	40,152	28,913	5,437	1,946	4,126	20,657	31,044	28,120	38,190	NS	265,905
	(0.3304)	(34,946)	(28,503)	(58,534)	(6,717)	(2,381)	(7,273)	(18,544)	(26,354)	(19,340)	(41,052)		(91,294)
Angler Hrs		17,392	77,719	30,821	7,676	14,614	37,073	74,033	38,056	20,820	8,546	NS	326,750
		(7,146)	(23,911)	(39,760)	(4,316)	(10,663)	(18,983)	(22,105)	(18,569)	(7,065)	(8,433)		(160,951)
Angler Trips		4,561	16,862	6,978	2,799	2,948	7,664	13,664	7,950	3,555	1,856	NS	68,837
		(2,017)	(6,215)	(9,355)	(1,977)	(1,775)	(3,852)	(4,011)	(3,906)	(1,222)	(1,922)		(91,821)
Angler Days		4,463	14,432	6,832	2,799	2,821	7,664	13,664	7,893	3,555	1,785	NS	65,908
		(1,953)	(5,269)	(9,333)	(1,977)	(1,704)	(3,852)	(4,011)	(3,884)	(1,222)	(1,837)		(91,643)

Table B.32.–Essexville to mouth of Saginaw River (Site 356) for 1989. “NS” means not sampled.

Species	Harvest per hr	Jan	Feb	Mar	Apr	May	Jun	Jul	Aug	Sep	Oct	Nov	Season
Brown Trout	0.0000 (0.0000)	NS	NS	NS	0 (0)	0 (0)	0 (0)	0 (0)	0 (0)	0 (0)	0 (0)	NS	0 (0)
Channel Catfish	0.1002 (0.1164)	NS	NS	NS	115 (233)	0 (0)	5,519 (6,006)	124 (198)	0 (0)	4,134 (8,135)	0 (0)	NS	9,892 (10,117)
Chinook Salmon	0.0000 (0.0000)	NS	NS	NS	0 (0)	0 (0)	0 (0)	0 (0)	0 (0)	0 (0)	0 (0)	NS	0 (0)
Coho Salmon	0.0000 (0.0000)	NS	NS	NS	0 (0)	0 (0)	0 (0)	0 (0)	0 (0)	0 (0)	0 (0)	NS	0 (0)
Freshwater Drum	0.0099 (0.1032)	NS	NS	NS	0 (0)	0 (0)	976 (2,025)	0 (0)	0 (0)	0 (0)	0 (0)	NS	976 (2,025)
Lake Trout	0.0000 (0.0000)	NS	NS	NS	0 (0)	0 (0)	0 (0)	0 (0)	0 (0)	0 (0)	0 (0)	NS	0 (0)
Lake Whitefish	0.0000 (0.0000)	NS	NS	NS	0 (0)	0 (0)	0 (0)	0 (0)	0 (0)	0 (0)	0 (0)	NS	0 (0)
Largemouth Bass	0.0000 (0.0000)	NS	NS	NS	0 (0)	0 (0)	0 (0)	0 (0)	0 (0)	0 (0)	0 (0)	NS	0 (0)
Muskellunge	0.0000 (0.0000)	NS	NS	NS	0 (0)	0 (0)	0 (0)	0 (0)	0 (0)	0 (0)	0 (0)	NS	0 (0)
Northern Pike	0.0003 (0.0073)	NS	NS	NS	30 (60)	0 (0)	0 (0)	0 (0)	0 (0)	0 (0)	0 (0)	NS	30 (60)
Other	0.0011 (0.0200)	NS	NS	NS	107 (163)	0 (0)	0 (0)	0 (0)	0 (0)	0 (0)	0 (0)	NS	107 (163)
Pink Salmon	0.0000 (0.0000)	NS	NS	NS	0 (0)	0 (0)	0 (0)	0 (0)	0 (0)	0 (0)	0 (0)	NS	0 (0)
Pumpkinseed	0.0000 (0.0000)	NS	NS	NS	0 (0)	0 (0)	0 (0)	0 (0)	0 (0)	0 (0)	0 (0)	NS	0 (0)
Rainbow Trout	0.0000 (0.0000)	NS	NS	NS	0 (0)	0 (0)	0 (0)	0 (0)	0 (0)	0 (0)	0 (0)	NS	0 (0)
Rock Bass	0.0000 (0.0000)	NS	NS	NS	0 (0)	0 (0)	0 (0)	0 (0)	0 (0)	0 (0)	0 (0)	NS	0 (0)
Round whitefish	0.0000 (0.0000)	NS	NS	NS	0 (0)	0 (0)	0 (0)	0 (0)	0 (0)	0 (0)	0 (0)	NS	0 (0)
Smallmouth bass	0.0000 (0.0000)	NS	NS	NS	0 (0)	0 (0)	0 (0)	0 (0)	0 (0)	0 (0)	0 (0)	NS	0 (0)
Walleye	0.0457 (0.0481)	NS	NS	NS	196 (217)	1,206 (1,643)	340 (512)	916 (827)	0 (0)	1,854 (3,220)	0 (0)	NS	4,512 (3,750)
White bass	0.0348 (0.0927)	NS	NS	NS	307 (426)	3,017 (4,183)	113 (237)	0 (0)	0 (0)	0 (0)	0 (0)	NS	3,437 (4,211)
White perch	0.0000 (0.0000)	NS	NS	NS	0 (0)	0 (0)	0 (0)	0 (0)	0 (0)	0 (0)	0 (0)	NS	0 (0)
Yellow perch	0.1159 (0.1378)	NS	NS	NS	54 (109)	8,358 (10,278)	1,352 (2,804)	1,176 (1,695)	0 (0)	500 (1,058)	0 (0)	NS	11,440 (10,840)
Angler Hrs		NS	NS	NS	8,331 (2,618)	18,524 (11,562)	20,010 (8,397)	14,255 (8,016)	12,310 (6,245)	20,358 (12,543)	4,911 (2,980)	NS	98,699 (52,361)
Angler Trips		NS	NS	NS	2,553 (1,334)	3,758 (2,344)	3,385 (1,464)	2,999 (1,633)	5,145 (2,717)	3,588 (2,169)	0 (0)	NS	21,428 (12,945)
Angler Days		NS	NS	NS	2,553 (1,334)	3,445 (2,164)	3,385 (1,464)	2,999 (1,633)	5,145 (2,717)	3,588 (2,169)	0 (0)	NS	21,115 (12,765)

Table B.33.–Quanicassee to Sebewaing (Site 278) for 1989. “NS” means not sampled.

Species	Harvest per hr	Jan	Feb	Mar	Apr	May	Jun	Jul	Aug	Sep	Oct	Nov	Season
Brown Trout	0.0000 (0.0000)	NS	NS	NS	0 (0)	0 (0)	0 (0)	0 (0)	0 (0)	0 (0)	0 (0)	NS	0 (0)
Channel Catfish	0.0784 (0.0735)	NS	NS	NS	0 (0)	67 (125)	3,004 (4,147)	1,083 (1,188)	1,161 (1,949)	0 (0)	0 (0)	NS	5,315 (3,650)
Chinook Salmon	0.0000 (0.0000)	NS	NS	NS	0 (0)	0 (0)	0 (0)	0 (0)	0 (0)	0 (0)	0 (0)	NS	0 (0)
Coho Salmon	0.0000 (0.0000)	NS	NS	NS	0 (0)	0 (0)	0 (0)	0 (0)	0 (0)	0 (0)	0 (0)	NS	0 (0)
Freshwater Drum	0.0074 (0.0284)	NS	NS	NS	0 (0)	218 (490)	0 (0)	281 (473)	0 (0)	0 (0)	0 (0)	NS	499 (681)
Lake Trout	0.0000 (0.0000)	NS	NS	NS	0 (0)	0 (0)	0 (0)	0 (0)	0 (0)	0 (0)	0 (0)	NS	0 (0)
Lake Whitefish	0.0000 (0.0000)	NS	NS	NS	0 (0)	0 (0)	0 (0)	0 (0)	0 (0)	0 (0)	0 (0)	NS	0 (0)
Largemouth Bass	0.0008 (0.0108)	NS	NS	NS	0 (0)	0 (0)	54 (112)	0 (0)	0 (0)	0 (0)	0 (0)	NS	54 (112)
Muskellunge	0.0000 (0.0000)	NS	NS	NS	0 (0)	0 (0)	0 (0)	0 (0)	0 (0)	0 (0)	0 (0)	NS	0 (0)
Northern Pike	0.0000 (0.0000)	NS	NS	NS	0 (0)	0 (0)	0 (0)	0 (0)	0 (0)	0 (0)	0 (0)	NS	0 (0)
Other	0.0030 (0.0689)	NS	NS	NS	0 (0)	22 (51)	182 (402)	0 (0)	0 (0)	0 (0)	0 (0)	NS	204 (405)
Pink Salmon	0.0000 (0.0000)	NS	NS	NS	0 (0)	0 (0)	0 (0)	0 (0)	0 (0)	0 (0)	0 (0)	NS	0 (0)
Pumpkinseed	0.0000 (0.0000)	NS	NS	NS	0 (0)	0 (0)	0 (0)	0 (0)	0 (0)	0 (0)	0 (0)	NS	0 (0)
Rainbow Trout	0.0004 (0.0628)	NS	NS	NS	0 (0)	0 (0)	0 (0)	0 (0)	0 (0)	0 (0)	25 (64)	NS	25 (64)
Rock Bass	0.0000 (0.0000)	NS	NS	NS	0 (0)	0 (0)	0 (0)	0 (0)	0 (0)	0 (0)	0 (0)	NS	0 (0)
Round whitefish	0.0000 (0.0000)	NS	NS	NS	0 (0)	0 (0)	0 (0)	0 (0)	0 (0)	0 (0)	0 (0)	NS	0 (0)
Smallmouth bass	0.0000 (0.0000)	NS	NS	NS	0 (0)	0 (0)	0 (0)	0 (0)	0 (0)	0 (0)	0 (0)	NS	0 (0)
Walleye	0.1218 (0.1043)	NS	NS	NS	39 (87)	494 (680)	286 (392)	5,026 (2,925)	2,410 (3,515)	0 (0)	0 (0)	NS	8,255 (4,641)
White bass	0.0082 (0.0207)	NS	NS	NS	0 (0)	0 (0)	54 (114)	505 (630)	0 (0)	0 (0)	0 (0)	NS	559 (640)
White perch	0.0154 (0.0494)	NS	NS	NS	0 (0)	0 (0)	1,015 (1,540)	32 (67)	0 (0)	0 (0)	0 (0)	NS	1,047 (1,541)
Yellow perch	0.2892 (0.5870)	NS	NS	NS	1,626 (2,489)	0 (0)	0 (0)	674 (961)	1,910 (2,980)	11,445 (25,205)	3,950 (6,083)	NS	19,605 (26,182)
Angler Hrs		NS	NS	NS	3,110 (1,658)	5,162 (4,218)	15,141 (8,971)	22,404 (8,025)	13,443 (10,080)	7,384 (6,038)	1,151 (1,546)	NS	67,795 (40,536)
Angler Trips		NS	NS	NS	1,172 (648)	4,276 (3,948)	4,295 (2,928)	5,121 (1,997)	2,134 (1,877)	3,836 (2,503)	277 (374)	NS	21,111 (15,285)
Angler Days		NS	NS	NS	1,405 (753)	3,690 (3,338)	3,636 (2,571)	4,818 (1,859)	1,789 (1,533)	2,912 (2,174)	231 (307)	NS	18,481 (13,440)

Table B.34.–Sebewaing to Sand Point (Site 288) for 1989. “NS” means not sampled.

Species	Harvest per hr	Jan	Feb	Mar	Apr	May	Jun	Jul	Aug	Sep	Oct	Nov	Season
Brown Trout	0.0000 (0.0000)	0 (0)	0 (0)	0 (0)	0 (0)	0 (0)	0 (0)	0 (0)	0 (0)	0 (0)	0 (0)	NS	0 (0)
Channel Catfish	0.0356 (0.0477)	0 (0)	0 (0)	0 (0)	0 (0)	477 (1,015)	3,806 (3,228)	765 (776)	63 (128)	32 (69)	1 (2)	NS	5,144 (3,187)
Chinook Salmon	0.0000 (0.0000)	0 (0)	0 (0)	0 (0)	0 (0)	0 (0)	0 (0)	0 (0)	0 (0)	0 (0)	0 (0)	NS	0 (0)
Coho Salmon	0.0000 (0.0000)	0 (0)	0 (0)	0 (0)	0 (0)	0 (0)	0 (0)	0 (0)	0 (0)	0 (0)	0 (0)	NS	0 (0)
Freshwater Drum	0.0043 (0.0113)	0 (0)	0 (0)	0 (0)	0 (0)	244 (493)	250 (363)	131 (177)	0 (0)	0 (0)	0 (0)	NS	625 (553)
Lake Trout	0.0000 (0.0000)	0 (0)	0 (0)	0 (0)	0 (0)	0 (0)	0 (0)	0 (0)	0 (0)	0 (0)	0 (0)	NS	0 (0)
Lake Whitefish	0.0000 (0.0000)	0 (0)	0 (0)	0 (0)	0 (0)	0 (0)	0 (0)	0 (0)	0 (0)	0 (0)	0 (0)	NS	0 (0)
Largemouth Bass	0.0026 (0.0181)	0 (0)	0 (0)	0 (0)	0 (0)	167 (348)	147 (305)	0 (0)	63 (139)	0 (0)	0 (0)	NS	377 (483)
Muskellunge	0.0000 (0.0000)	0 (0)	0 (0)	0 (0)	0 (0)	0 (0)	0 (0)	0 (0)	0 (0)	0 (0)	0 (0)	NS	0 (0)
Northern Pike	0.0000 (0.0000)	0 (0)	0 (0)	0 (0)	0 (0)	0 (0)	0 (0)	0 (0)	0 (0)	0 (0)	0 (0)	NS	0 (0)
Other	0.0142 (0.9975)	0 (0)	0 (0)	0 (0)	2,000 (4,519)	0 (0)	0 (0)	50 (109)	0 (0)	0 (0)	0 (0)	NS	2,050 (4,520)
Pink Salmon	0.0000 (0.0000)	0 (0)	0 (0)	0 (0)	0 (0)	0 (0)	0 (0)	0 (0)	0 (0)	0 (0)	0 (0)	NS	0 (0)
Pumpkinseed	0.0010 (0.0418)	0 (0)	0 (0)	0 (0)	0 (0)	0 (0)	12 (23)	0 (0)	0 (0)	125 (175)	6 (13)	NS	143 (177)
Rainbow Trout	0.0000 (0.0000)	0 (0)	0 (0)	0 (0)	0 (0)	0 (0)	0 (0)	0 (0)	0 (0)	0 (0)	0 (0)	NS	0 (0)
Rock Bass	0.0014 (0.0117)	0 (0)	0 (0)	0 (0)	2 (4)	109 (242)	73 (149)	0 (0)	19 (49)	0 (0)	4 (7)	NS	207 (275)
Round whitefish	0.0000 (0.0000)	0 (0)	0 (0)	0 (0)	0 (0)	0 (0)	0 (0)	0 (0)	0 (0)	0 (0)	0 (0)	NS	0 (0)
Smallmouth bass	0.0031 (0.0116)	0 (0)	0 (0)	0 (0)	0 (0)	164 (363)	41 (84)	249 (304)	0 (0)	0 (0)	0 (0)	NS	454 (481)
Walleye	0.0360 (0.0633)	0 (0)	0 (0)	2 (5)	0 (0)	0 (0)	0 (0)	4,523 (2,394)	688 (711)	0 (0)	0 (0)	NS	5,213 (2,439)
White bass	0.0009 (0.0027)	53 (109)	0 (0)	0 (0)	0 (0)	0 (0)	62 (93)	0 (0)	0 (0)	18 (41)	0 (0)	NS	133 (134)
White perch	0.0042 (0.0105)	534 (1,113)	32 (68)	8 (19)	0 (0)	0 (0)	0 (0)	28 (57)	0 (0)	0 (0)	0 (0)	NS	602 (926)
Yellow perch	1.1160 (0.4361)	109,976 (56,961)	28,947 (25,051)	12,019 (9,769)	2,437 (1,771)	0 (0)	1,225 (1,440)	1,413 (1,596)	179 (358)	4,885 (5,124)	361 (450)	NS	161,442 (50,500)
Angler Hrs		47,204 (18,449)	10,335 (7,270)	10,589 (6,940)	2,555 (1,678)	7,526 (6,664)	19,207 (7,151)	26,425 (8,620)	7,681 (5,571)	9,723 (5,880)	3,420 (1,781)	NS	144,665 (70,004)
Angler Trips		16,007 (6,990)	2,315 (1,622)	1,897 (1,272)	738 (503)	2,004 (1,692)	4,644 (1,853)	6,823 (2,618)	2,480 (1,944)	2,522 (1,522)	101 (130)	NS	39,531 (44,096)
Angler Days		16,435 (7,142)	2,619 (1,821)	2,344 (1,555)	844 (573)	1,618 (1,423)	4,224 (1,734)	6,154 (2,295)	2,060 (1,613)	2,214 (1,373)	86 (110)	NS	38,598 (42,885)

Table B.35.–Sand Point to Port Austin (site 236) for1989. “NS” means not sampled.

Species	Harvest per hr	Jan	Feb	Mar	Apr	May	Jun	Jul	Aug	Sep	Oct	Nov	Season
Brown Trout	0.0007 (0.0053)	NS	NS	NS	118 (274)	0 (0)	33 (69)	0 (0)	0 (0)	0 (0)	0 (0)	NS	151 (266)
Channel Catfish	0.0020 (0.0032)	NS	NS	NS	0 (0)	13 (26)	0 (0)	261 (386)	77 (165)	75 (131)	0 (0)	NS	426 (441)
Chinook Salmon	0.0121 (0.0073)	NS	NS	NS	0 (0)	950 (900)	361 (351)	755 (625)	181 (250)	362 (298)	0 (0)	NS	2,609 (1,215)
Coho Salmon	0.0006 (0.0015)	NS	NS	NS	0 (0)	54 (83)	50 (75)	0 (0)	0 (0)	26 (54)	0 (0)	NS	130 (124)
Freshwater Drum	0.0005 (0.0024)	NS	NS	NS	0 (0)	0 (0)	0 (0)	0 (0)	77 (165)	27 (60)	0 (0)	NS	104 (176)
Lake Trout	0.0307 (0.0187)	NS	NS	NS	0 (0)	1,015 (1,038)	1,576 (1,177)	3,761 (2,697)	208 (224)	50 (65)	0 (0)	NS	6,610 (3,129)
Lake Whitefish	0.0000 (0.0000)	NS	NS	NS	0 (0)	0 (0)	0 (0)	0 (0)	0 (0)	0 (0)	0 (0)	NS	0 (0)
Largemouth Bass	0.0000 (0.0000)	NS	NS	NS	0 (0)	0 (0)	0 (0)	0 (0)	0 (0)	0 (0)	0 (0)	NS	0 (0)
Muskellunge	0.0000 (0.0000)	NS	NS	NS	0 (0)	0 (0)	0 (0)	0 (0)	0 (0)	0 (0)	0 (0)	NS	0 (0)
Northern Pike	0.0000 (0.0000)	NS	NS	NS	0 (0)	0 (0)	0 (0)	0 (0)	0 (0)	0 (0)	0 (0)	NS	0 (0)
Other	0.0000 (0.0000)	NS	NS	NS	0 (0)	0 (0)	0 (0)	0 (0)	0 (0)	0 (0)	0 (0)	NS	0 (0)
Pink Salmon	0.0008 (0.0025)	NS	NS	NS	0 (0)	129 (178)	16 (32)	0 (0)	26 (60)	0 (0)	0 (0)	NS	171 (191)
Pumpkinseed	0.0000 (0.0158)	NS	NS	NS	0 (0)	0 (0)	0 (0)	0 (0)	1 (2)	0 (0)	0 (0)	NS	1 (2)
Rainbow Trout	0.0018 (0.0043)	NS	NS	NS	0 (0)	16 (34)	69 (107)	0 (0)	69 (115)	233 (483)	0 (0)	NS	387 (509)
Rock Bass	0.0001 (0.0390)	NS	NS	NS	0 (0)	25 (52)	0 (0)	0 (0)	3 (10)	0 (0)	0 (0)	NS	28 (53)
Round whitefish	0.0000 (0.0000)	NS	NS	NS	0 (0)	0 (0)	0 (0)	0 (0)	0 (0)	0 (0)	0 (0)	NS	0 (0)
Smallmouth bass	0.0000 (0.0000)	NS	NS	NS	0 (0)	0 (0)	0 (0)	0 (0)	0 (0)	0 (0)	0 (0)	NS	0 (0)
Walleye	0.0273 (0.0286)	NS	NS	NS	0 (0)	0 (0)	0 (0)	1,910 (1,549)	3,647 (3,249)	316 (410)	0 (0)	NS	5,873 (3,615)
White bass	0.0015 (0.0033)	NS	NS	NS	0 (0)	10 (22)	0 (0)	52 (111)	193 (411)	78 (161)	0 (0)	NS	333 (456)
White perch	0.0000 (0.0152)	NS	NS	NS	0 (0)	10 (18)	0 (0)	0 (0)	0 (0)	0 (0)	0 (0)	NS	10 (18)
Yellow perch	0.3598 (0.1685)	NS	NS	NS	19,449 (28,664)	2,258 (2,737)	5,130 (6,949)	15,918 (10,458)	6,615 (6,306)	16,199 (15,616)	11,808 (9,638)	NS	77,377 (31,420)
Angler Hrs		NS	NS	NS	19,133 (12,916)	16,875 (10,473)	32,357 (15,868)	66,629 (26,317)	33,587 (21,087)	42,202 (30,715)	4,292 (3,721)	NS	215,075 (121,097)
Angler Trips		NS	NS	NS	4,441 (3,350)	3,386 (2,256)	6,694 (3,283)	11,280 (4,445)	6,951 (4,438)	7,883 (5,365)	822 (697)	NS	41,457 (33,400)
Angler Days		NS	NS	NS	3,963 (3,113)	3,159 (2,097)	6,295 (3,123)	10,759 (4,265)	6,474 (4,157)	6,897 (4,562)	804 (676)	NS	38,351 (31,796)

Table B.36.– Saginaw Bay all sites combined for 1991. “NS” means not sampled.

Species	Harvest per hr	Jan	Feb	Mar	Apr	May	Jun	Jul	Aug	Sep	Oct	Nov	Season
Brown Trout	0.0002 (0.0006)	0 (0)	13 (22)	20 (32)	0 (0)	24 (34)	4 (0)	103 (192)	1 (0)	0 (0)	77 (143)	NS	242 (245)
Channel Catfish	0.0181 (0.0089)	0 (0)	28 (59)	43 (76)	295 (651)	6,031 (4,777)	13,524 (8,585)	5,361 (5,355)	2,562 (2,115)	461 (428)	61 (142)	NS	28,366 (11,415)
Chinook Salmon	0.0014 (0.0014)	0 (0)	0 (0)	0 (0)	0 (0)	422 (266)	212 (171)	469 (389)	237 (258)	717 (634)	101 (112)	NS	2,158 (856)
Coho Salmon	0.0001 (0.0008)	0 (0)	0 (0)	0 (0)	0 (0)	21 (30)	1 (0)	9 (19)	0 (0)	112 (236)	0 (0)	NS	143 (239)
Freshwater Drum	0.0039 (0.0021)	0 (0)	0 (0)	0 (0)	121 (188)	670 (870)	2,446 (1,779)	1,101 (618)	1,740 (1,420)	1 (1)	10 (25)	NS	6,089 (2,521)
Lake Trout	0.0012 (0.0028)	0 (0)	0 (0)	0 (0)	0 (0)	432 (313)	613 (324)	492 (568)	377 (454)	0 (0)	0 (0)	NS	1,914 (856)
Lake Whitefish	0.0000 (0.0000)	0 (0)	0 (0)	0 (0)	0 (0)	0 (0)	0 (0)	0 (0)	0 (0)	0 (0)	0 (0)	NS	0 (0)
Largemouth Bass	0.0007 (0.0011)	0 (0)	0 (0)	0 (0)	0 (0)	20 (26)	836 (932)	0 (0)	74 (156)	166 (342)	0 (0)	NS	1,096 (1,005)
Muskellunge	0.0000 (0.0000)	0 (0)	0 (0)	0 (0)	0 (0)	0 (0)	0 (0)	0 (0)	0 (0)	0 (0)	0 (0)	NS	0 (0)
Northern Pike	0.0011 (0.0012)	215 (238)	378 (253)	39 (80)	10 (18)	95 (83)	3 (7)	114 (151)	259 (282)	592 (1,037)	4 (9)	NS	1,709 (1,145)
Other	0.0011 (0.0082)	0 (0)	0 (0)	0 (0)	1,574 (3,988)	48 (69)	100 (132)	0 (0)	0 (0)	0 (0)	0 (0)	NS	1,722 (3,991)
Pink Salmon	0.0000 (0.0001)	0 (0)	0 (0)	0 (0)	0 (0)	10 (22)	0 (0)	0 (0)	0 (0)	0 (0)	0 (0)	NS	10 (22)
Pumpkinseed	0.0007 (0.0014)	0 (0)	0 (0)	386 (751)	55 (84)	118 (159)	151 (184)	2 (4)	227 (346)	0 (0)	131 (180)	NS	1,070 (885)
Rainbow Trout	0.0001 (0.0005)	0 (0)	23 (47)	5 (10)	0 (0)	20 (29)	17 (37)	11 (20)	98 (134)	0 (0)	41 (39)	NS	215 (156)
Rock Bass	0.0006 (0.0006)	39 (80)	0 (0)	25 (50)	6 (13)	424 (457)	336 (410)	37 (59)	20 (28)	1 (2)	55 (83)	NS	943 (631)
Round whitefish	0.0000 (0.0007)	0 (0)	12 (25)	11 (25)	0 (0)	0 (0)	0 (0)	0 (0)	0 (0)	0 (0)	0 (0)	NS	23 (35)
Smallmouth bass	0.0014 (0.0022)	0 (0)	0 (0)	0 (0)	0 (0)	560 (935)	1,317 (1,487)	266 (198)	53 (82)	60 (93)	13 (23)	NS	2,269 (1,772)
Walleye	0.0396 (0.0082)	356 (534)	1,197 (995)	149 (169)	543 (704)	982 (654)	7,863 (4,093)	36,433 (7,879)	13,010 (5,782)	1,630 (1,953)	0 (0)	NS	62,163 (10,877)
White bass	0.0035 (0.0040)	0 (0)	690 (1,449)	0 (0)	1,298 (2,143)	430 (490)	954 (875)	514 (690)	162 (231)	1,487 (3,247)	0 (0)	NS	5,535 (4,332)
White perch	0.0023 (0.0018)	981 (1,665)	72 (110)	133 (203)	71 (159)	389 (359)	148 (195)	161 (316)	733 (723)	965 (1,105)	0 (0)	NS	3,653 (2,205)
Yellow perch	1.4635 (0.2271)	317,326 (82,121)	192,226 (61,211)	305,959 (76,724)	38,919 (22,041)	20,687 (8,559)	124,698 (42,526)	235,507 (58,512)	552,528 (170,163)	407,275 (207,438)	101,012 (43,327)	NS	2,296,137 (309,889)
Angler Hrs		137,092 (16,452)	85,202 (15,828)	73,765 (15,530)	34,704 (8,081)	93,258 (20,455)	264,168 (43,253)	352,540 (48,047)	336,866 (73,560)	160,502 (55,604)	30,790 (5,849)	NS	1,568,887 (119,068)
Angler Trips		35,568 (5,400)	20,754 (3,971)	24,799 (5,993)	8,722 (2,589)	23,179 (4,561)	54,923 (9,230)	69,088 (9,562)	73,210 (15,942)	39,000 (12,445)	9,905 (2,010)	NS	359,148 (17,953)
Angler Days		33,342 (5,197)	20,345 (3,700)	24,328 (5,071)	9,007 (2,334)	21,468 (4,384)	53,041 (9,082)	66,281 (9,393)	70,947 (15,740)	38,223 (12,400)	8,707 (1,819)	NS	345,689 (16,302)

Table B.37.–Tawas (Site 250) for 1991. “NS” means not sampled.

Species	Harvest per hr	Jan	Feb	Mar	Apr	May	Jun	Jul	Aug	Sep	Oct	Nov	Season
Brown Trout	0.0012 (0.0048)	0 (0)	13 (26)	7 (16)	0 (0)	0 (0)	4 (0)	103 (192)	1 (0)	0 (0)	77 (143)	NS	205 (241)
Channel Catfish	0.0011 (0.0012)	0 (0)	0 (0)	0 (0)	0 (0)	0 (0)	25 (36)	57 (63)	88 (102)	18 (27)	0 (0)	NS	188 (128)
Chinook Salmon	0.0031 (0.0034)	0 (0)	0 (0)	0 (0)	0 (0)	112 (100)	51 (66)	103 (96)	8 (0)	197 (247)	46 (95)	NS	517 (302)
Coho Salmon	0.0007 (0.0104)	0 (0)	0 (0)	0 (0)	0 (0)	0 (0)	0 (0)	0 (0)	0 (0)	111 (236)	0 (0)	NS	111 (236)
Freshwater Drum	0.0007 (0.0013)	0 (0)	0 (0)	0 (0)	0 (0)	0 (0)	43 (71)	67 (100)	15 (31)	0 (0)	0 (0)	NS	125 (118)
Lake Trout	0.0019 (0.0019)	0 (0)	0 (0)	0 (0)	0 (0)	32 (44)	220 (172)	20 (20)	47 (55)	0 (0)	0 (0)	NS	319 (185)
Lake Whitefish	0.0000 (0.0000)	0 (0)	0 (0)	0 (0)	0 (0)	0 (0)	0 (0)	0 (0)	0 (0)	0 (0)	0 (0)	NS	0 (0)
Largemouth Bass	0.0004 (0.0043)	0 (0)	0 (0)	0 (0)	0 (0)	0 (0)	0 (0)	0 (0)	74 (156)	0 (0)	0 (0)	NS	74 (156)
Muskellunge	0.0000 (0.0000)	0 (0)	0 (0)	0 (0)	0 (0)	0 (0)	0 (0)	0 (0)	0 (0)	0 (0)	0 (0)	NS	0 (0)
Northern Pike	0.0038 (0.0041)	56 (70)	212 (136)	39 (80)	8 (17)	32 (56)	0 (0)	0 (0)	259 (282)	34 (73)	0 (0)	NS	640 (337)
Other	0.0000 (0.0000)	0 (0)	0 (0)	0 (0)	0 (0)	0 (0)	0 (0)	0 (0)	0 (0)	0 (0)	0 (0)	NS	0 (0)
Pink Salmon	0.0000 (0.0000)	0 (0)	0 (0)	0 (0)	0 (0)	0 (0)	0 (0)	0 (0)	0 (0)	0 (0)	0 (0)	NS	0 (0)
Pumpkinseed	0.0000 (0.0165)	0 (0)	0 (0)	0 (0)	0 (0)	0 (0)	0 (0)	0 (0)	3 (6)	0 (0)	0 (0)	NS	3 (6)
Rainbow Trout	0.0011 (0.0012)	0 (0)	23 (47)	5 (10)	0 (0)	19 (29)	17 (37)	11 (20)	53 (104)	15 (0)	41 (39)	NS	184 (131)
Rock Bass	0.0001 (0.0611)	0 (0)	0 (0)	0 (0)	0 (0)	0 (0)	0 (0)	0 (0)	14 (22)	0 (0)	0 (0)	NS	14 (22)
Round whitefish	0.0001 (0.0092)	0 (0)	0 (0)	11 (25)	0 (0)	0 (0)	0 (0)	0 (0)	0 (0)	0 (0)	0 (0)	NS	11 (25)
Smallmouth bass	0.0047 (0.0113)	0 (0)	0 (0)	0 (0)	0 (0)	0 (0)	690 (1,297)	48 (84)	17 (35)	39 (83)	0 (0)	NS	794 (1,303)
Walleye	0.0099 (0.0078)	19 (28)	22 (45)	14 (26)	26 (56)	10 (21)	147 (188)	1,266 (881)	150 (175)	0 (0)	0 (0)	NS	1,654 (920)
White bass	0.0006 (0.0022)	0 (0)	0 (0)	0 (0)	0 (0)	0 (0)	0 (0)	31 (64)	72 (139)	0 (0)	0 (0)	NS	103 (153)
White perch	0.0005 (0.0277)	0 (0)	50 (104)	0 (0)	0 (0)	0 (0)	0 (0)	0 (0)	0 (0)	28 (60)	0 (0)	NS	78 (120)
Yellow perch	1.2576 (0.3500)	1,968 (1,564)	8,237 (3,896)	13,773 (10,608)	2,214 (1,065)	1,875 (1,817)	11,330 (8,150)	54,799 (23,218)	62,596 (32,275)	48,529 (22,696)	5,222 (4,988)	NS	210,543 (46,909)
Angler Hrs		6,118 (2,413)	9,605 (2,795)	8,000 (4,940)	8,303 (3,904)	10,273 (3,854)	24,201 (10,432)	34,337 (11,431)	37,188 (16,515)	25,237 (12,734)	4,149 (2,103)	NS	167,411 (71,121)
Angler Trips		2,287 (1,158)	2,850 (872)	2,307 (1,432)	3,607 (1,906)	3,060 (1,276)	5,021 (2,188)	7,348 (2,490)	8,941 (4,017)	6,291 (3,744)	1,382 (819)	NS	43,094 (28,586)
Angler Days		2,428 (1,165)	3,049 (928)	2,488 (1,531)	3,992 (2,136)	2,847 (1,194)	4,926 (2,127)	7,162 (2,435)	8,558 (3,898)	6,015 (3,524)	1,161 (736)	NS	42,626 (27,966)

Table B.38.–Au Gres (Site 255) for 1991. “NS” means not sampled.

Species	Harvest per hr	Jan	Feb	Mar	Apr	May	Jun	Jul	Aug	Sep	Oct	Nov	Season
Brown Trout	0.0000 (0.0022)	0 (0)	0 (0)	13 (28)	0 (0)	1 (0)	0 (0)	0 (0)	0 (0)	0 (0)	0 (0)	NS	14 (28)
Channel Catfish	0.0059 (0.0050)	0 (0)	0 (0)	0 (0)	18 (50)	38 (60)	913 (1,208)	455 (330)	415 (371)	333 (372)	0 (0)	NS	2,172 (1,360)
Chinook Salmon	0.0015 (0.0153)	0 (0)	0 (0)	0 (0)	0 (0)	2 (0)	3 (0)	0 (0)	0 (0)	514 (627)	40 (57)	NS	559 (587)
Coho Salmon	0.0000 (0.0000)	0 (0)	0 (0)	0 (0)	0 (0)	0 (0)	1 (0)	0 (0)	0 (0)	1 (0)	0 (0)	NS	2 (0)
Freshwater Drum	0.0035 (0.0056)	0 (0)	0 (0)	0 (0)	0 (0)	1 (3)	639 (1,157)	390 (318)	262 (248)	0 (0)	0 (0)	NS	1,292 (1,225)
Lake Trout	0.0000 (0.0000)	0 (0)	0 (0)	0 (0)	0 (0)	0 (0)	0 (0)	0 (0)	0 (0)	0 (0)	0 (0)	NS	0 (0)
Lake Whitefish	0.0000 (0.0000)	0 (0)	0 (0)	0 (0)	0 (0)	0 (0)	0 (0)	0 (0)	0 (0)	0 (0)	0 (0)	NS	0 (0)
Largemouth Bass	0.0005 (0.0086)	0 (0)	0 (0)	0 (0)	0 (0)	0 (0)	0 (0)	0 (0)	0 (0)	166 (342)	0 (0)	NS	166 (342)
Muskellunge	0.0000 (0.0000)	0 (0)	0 (0)	0 (0)	0 (0)	0 (0)	0 (0)	0 (0)	0 (0)	0 (0)	0 (0)	NS	0 (0)
Northern Pike	0.0016 (0.0219)	0 (0)	29 (60)	0 (0)	0 (0)	0 (0)	0 (0)	0 (0)	0 (0)	558 (1,034)	0 (0)	NS	587 (1,036)
Other	0.0000 (0.0000)	0 (0)	0 (0)	0 (0)	0 (0)	0 (0)	0 (0)	0 (0)	0 (0)	0 (0)	0 (0)	NS	0 (0)
Pink Salmon	0.0000 (0.0000)	0 (0)	0 (0)	0 (0)	0 (0)	0 (0)	0 (0)	0 (0)	0 (0)	0 (0)	0 (0)	NS	0 (0)
Pumpkinseed	0.0000 (0.0000)	0 (0)	0 (0)	0 (0)	0 (0)	0 (0)	0 (0)	0 (0)	0 (0)	0 (0)	0 (0)	NS	0 (0)
Rainbow Trout	0.0000 (0.0000)	0 (0)	0 (0)	0 (0)	0 (0)	1 (0)	0 (0)	0 (0)	0 (0)	0 (0)	0 (0)	NS	1 (0)
Rock Bass	0.0001 (0.0014)	0 (0)	0 (0)	0 (0)	0 (0)	0 (0)	32 (66)	0 (0)	0 (0)	0 (0)	5 (12)	NS	37 (67)
Round whitefish	0.0000 (0.0000)	0 (0)	0 (0)	0 (0)	0 (0)	0 (0)	0 (0)	0 (0)	0 (0)	0 (0)	0 (0)	NS	0 (0)
Smallmouth bass	0.0017 (0.0036)	0 (0)	0 (0)	0 (0)	0 (0)	103 (215)	449 (688)	22 (45)	0 (0)	20 (42)	10 (22)	NS	604 (724)
Walleye	0.0328 (0.0127)	287 (529)	754 (1,116)	64 (141)	475 (693)	89 (125)	295 (289)	8,270 (3,156)	1,460 (1,178)	272 (498)	0 (0)	NS	11,966 (3,658)
White bass	0.0076 (0.0132)	0 (0)	687 (1,449)	0 (0)	17 (39)	0 (0)	82 (145)	406 (680)	90 (185)	1,487 (3,247)	0 (0)	NS	2,769 (3,628)
White perch	0.0031 (0.0070)	0 (0)	0 (0)	0 (0)	0 (0)	0 (0)	22 (44)	0 (0)	258 (419)	853 (1,093)	0 (0)	NS	1,133 (1,171)
Yellow perch	2.2363 (0.6273)	25,930 (16,692)	25,305 (14,887)	74,725 (54,141)	29,309 (25,256)	4,819 (4,314)	57,653 (29,361)	128,825 (49,165)	310,782 (127,282)	149,589 (107,419)	9,433 (8,605)	NS	816,370 (183,355)
Angler Hrs		15,533 (4,402)	19,829 (7,446)	19,578 (11,598)	15,730 (12,735)	19,904 (11,912)	47,438 (18,944)	93,082 (26,505)	84,616 (33,881)	42,078 (23,486)	7,264 (5,202)	NS	365,052 (156,111)
Angler Trips		5,130 (1,588)	5,599 (2,113)	7,416 (4,947)	2,648 (2,526)	4,029 (2,593)	9,021 (3,610)	17,519 (5,336)	17,689 (7,161)	9,492 (5,281)	2,796 (2,077)	NS	81,339 (62,239)
Angler Days		4,425 (1,431)	5,309 (2,025)	6,061 (3,952)	2,400 (2,292)	3,805 (2,443)	8,588 (3,479)	17,440 (5,320)	17,557 (7,091)	9,317 (5,172)	2,440 (1,873)	NS	77,342 (61,559)

Table B.39 for 1991.–Saganing Creek to mouth of Saginaw River (Site 260). “NS” means not sampled.

Species	Harvest per hr	Jan	Feb	Mar	Apr	May	Jun	Jul	Aug	Sep	Oct	Nov	Season
Brown Trout	(0.0000)	0	0	0	0	0	0	0	0	0	0	NS	0
	(0.0000)	(0)	(0)	(0)	(0)	(0)	(0)	(0)	(0)	(0)	(0)		(0)
Channel Catfish	0.0142	0	0	43	50	438	1,606	1,936	804	101	0	NS	4,978
	(0.0163)	(0)	(0)	(76)	(111)	(700)	(2,431)	(3,770)	(1,075)	(209)	(0)		(4,672)
Chinook Salmon	0.0000	0	0	0	0	0	0	0	0	0	0	NS	0
	(0.0000)	(0)	(0)	(0)	(0)	(0)	(0)	(0)	(0)	(0)	(0)		(0)
Coho Salmon	0.0000	0	0	0	0	0	0	0	0	0	0	NS	0
	(0.0000)	(0)	(0)	(0)	(0)	(0)	(0)	(0)	(0)	(0)	(0)		(0)
Freshwater Drum	0.0051	0	0	0	121	439	482	92	668	0	0	NS	1,802
	(0.0072)	(0)	(0)	(0)	(188)	(832)	(977)	(188)	(1,101)	(0)	(0)		(1,701)
Lake Trout	0.0000	0	0	0	0	0	0	0	0	0	0	NS	0
	(0.0000)	(0)	(0)	(0)	(0)	(0)	(0)	(0)	(0)	(0)	(0)		(0)
Lake Whitefish	0.0000	0	0	0	0	0	0	0	0	0	0	NS	0
	(0.0000)	(0)	(0)	(0)	(0)	(0)	(0)	(0)	(0)	(0)	(0)		(0)
Largemouth Bass	0.0000	0	0	0	0	15	1	0	0	0	0	NS	16
	(0.0016)	(0)	(0)	(0)	(0)	(32)	(3)	(0)	(0)	(0)	(0)		(23)
Muskellunge	0.0000	0	0	0	0	0	0	0	0	0	0	NS	0
	(0.0000)	(0)	(0)	(0)	(0)	(0)	(0)	(0)	(0)	(0)	(0)		(0)
Northern Pike	0.0006	0	31	0	2	56	0	114	0	0	0	NS	203
	(0.0017)	(0)	(66)	(0)	(5)	(95)	(0)	(151)	(0)	(0)	(0)		(179)
Other	0.0004	0	0	0	61	2	92	0	0	0	0	NS	155
	(0.0335)	(0)	(0)	(0)	(97)	(5)	(131)	(0)	(0)	(0)	(0)		(163)
Pink Salmon	0.0000	0	0	0	0	0	0	0	0	0	0	NS	0
	(0.0000)	(0)	(0)	(0)	(0)	(0)	(0)	(0)	(0)	(0)	(0)		(0)
Pumpkinseed	0.0007	0	0	0	12	98	145	0	0	0	0	NS	255
	(0.0178)	(0)	(0)	(0)	(29)	(181)	(184)	(0)	(0)	(0)	(0)		(241)
Rainbow Trout	0.0000	0	0	0	0	0	0	0	0	0	0	NS	0
	(0.0000)	(0)	(0)	(0)	(0)	(0)	(0)	(0)	(0)	(0)	(0)		(0)
Rock Bass	0.0003	39	0	0	6	16	33	0	0	0	0	NS	94
	(0.0030)	(80)	(0)	(0)	(13)	(32)	(52)	(0)	(0)	(0)	(0)		(101)
Round whitefish	0.0000	0	0	0	0	0	0	0	0	0	0	NS	0
	(0.0000)	(0)	(0)	(0)	(0)	(0)	(0)	(0)	(0)	(0)	(0)		(0)
Smallmouth bass	0.0000	0	0	0	0	0	0	0	0	0	0	NS	0
	(0.0000)	(0)	(0)	(0)	(0)	(0)	(0)	(0)	(0)	(0)	(0)		(0)
Walleye	0.0667	43	170	53	0	467	5,504	11,189	5,386	650	0	NS	23,462
	(0.0306)	(63)	(233)	(86)	(0)	(521)	(3,961)	(5,510)	(5,170)	(1,364)	(0)		(8,659)
White bass	0.0031	0	0	0	672	382	0	39	0	0	0	NS	1,093
	(0.0156)	(0)	(0)	(0)	(1,429)	(485)	(0)	(80)	(0)	(0)	(0)		(1,511)
White perch	0.0018	0	0	0	71	230	95	0	253	0	0	NS	649
	(0.0041)	(0)	(0)	(0)	(159)	(329)	(201)	(0)	(519)	(0)	(0)		(641)
Yellow perch	1.1377	58,980	16,141	49,642	7,042	2,425	36,386	4,114	90,282	122,684	12,482	NS	400,178
	(0.5745)	(34,639)	(10,501)	(33,525)	(7,606)	(2,506)	(28,301)	(3,820)	(87,339)	(149,048)	(11,723)		(180,798)
Angler Hrs		30,582	16,003	9,631	4,143	14,528	68,489	82,165	77,849	44,426	3,921	NS	351,737
		(10,790)	(8,583)	(6,473)	(3,267)	(9,223)	(29,972)	(26,292)	(49,383)	(42,472)	(2,772)		(189,227)
Angler Trips		8,549	4,195	4,122	754	3,304	13,196	14,341	16,303	9,019	945	NS	74,728
		(3,180)	(2,266)	(2,880)	(630)	(2,350)	(5,938)	(4,679)	(10,279)	(8,637)	(671)		(61,667)
Angler Days		6,789	3,606	3,436	716	3,147	13,186	14,341	16,303	9,019	945	NS	71,488
		(2,596)	(1,961)	(2,387)	(611)	(2,257)	(5,929)	(4,679)	(10,279)	(8,637)	(671)		(61,565)

Table B.40.–Essexville to mouth of Saginaw River (Site 356) for 1991. “NS” means not sampled.

Species	Harvest per hr	Jan	Feb	Mar	Apr	May	Jun	Jul	Aug	Sep	Oct	Nov	Season
Brown Trout	0.0000 (0.0000)	0 (0)	0 (0)	NS	0 (0)	0 (0)	0 (0)	0 (0)	0 (0)	0 (0)	0 (0)	NS	0 (0)
Channel Catfish	0.0191 (0.0534)	0 (0)	0 (0)	NS	227 (640)	21 (41)	0 (0)	1,719 (3,617)	829 (1,739)	0 (0)	0 (0)	NS	2,796 (4,064)
Chinook Salmon	0.0000 (0.0000)	0 (0)	0 (0)	NS	0 (0)	0 (0)	0 (0)	0 (0)	0 (0)	0 (0)	0 (0)	NS	0 (0)
Coho Salmon	0.0000 (0.0000)	0 (0)	0 (0)	NS	0 (0)	0 (0)	0 (0)	0 (0)	0 (0)	0 (0)	0 (0)	NS	0 (0)
Freshwater Drum	0.0028 (0.0201)	0 (0)	0 (0)	NS	0 (0)	23 (58)	0 (0)	0 (0)	380 (797)	0 (0)	0 (0)	NS	403 (799)
Lake Trout	0.0000 (0.0000)	0 (0)	0 (0)	NS	0 (0)	0 (0)	0 (0)	0 (0)	0 (0)	0 (0)	0 (0)	NS	0 (0)
Lake Whitefish	0.0000 (0.0000)	0 (0)	0 (0)	NS	0 (0)	0 (0)	0 (0)	0 (0)	0 (0)	0 (0)	0 (0)	NS	0 (0)
Largemouth Bass	0.0027 (0.0290)	0 (0)	0 (0)	NS	0 (0)	0 (0)	395 (821)	0 (0)	0 (0)	0 (0)	0 (0)	NS	395 (821)
Muskellunge	0.0000 (0.0000)	0 (0)	0 (0)	NS	0 (0)	0 (0)	0 (0)	0 (0)	0 (0)	0 (0)	0 (0)	NS	0 (0)
Northern Pike	0.0000 (0.0000)	0 (0)	0 (0)	NS	0 (0)	0 (0)	0 (0)	0 (0)	0 (0)	0 (0)	0 (0)	NS	0 (0)
Other	0.0000 (0.0149)	0 (0)	0 (0)	NS	0 (0)	3 (6)	0 (0)	0 (0)	0 (0)	0 (0)	0 (0)	NS	3 (6)
Pink Salmon	0.0000 (0.0000)	0 (0)	0 (0)	NS	0 (0)	0 (0)	0 (0)	0 (0)	0 (0)	0 (0)	0 (0)	NS	0 (0)
Pumpkinseed	0.0000 (0.0000)	0 (0)	0 (0)	NS	0 (0)	0 (0)	0 (0)	0 (0)	0 (0)	0 (0)	0 (0)	NS	0 (0)
Rainbow Trout	0.0000 (0.0000)	0 (0)	0 (0)	NS	0 (0)	0 (0)	0 (0)	0 (0)	0 (0)	0 (0)	0 (0)	NS	0 (0)
Rock Bass	0.0000 (0.0000)	0 (0)	0 (0)	NS	0 (0)	0 (0)	0 (0)	0 (0)	0 (0)	0 (0)	0 (0)	NS	0 (0)
Round whitefish	0.0000 (0.0000)	0 (0)	0 (0)	NS	0 (0)	0 (0)	0 (0)	0 (0)	0 (0)	0 (0)	0 (0)	NS	0 (0)
Smallmouth bass	0.0000 (0.0000)	0 (0)	0 (0)	NS	0 (0)	0 (0)	0 (0)	0 (0)	0 (0)	0 (0)	0 (0)	NS	0 (0)
Walleye	0.0072 (0.0123)	0 (0)	0 (0)	NS	42 (119)	0 (0)	0 (0)	870 (1,067)	98 (213)	42 (88)	0 (0)	NS	1,052 (1,098)
White bass	0.0042 (0.7570)	0 (0)	0 (0)	NS	609 (1,596)	0 (0)	0 (0)	0 (0)	0 (0)	0 (0)	0 (0)	NS	609 (1,596)
White perch	0.0005 (0.0103)	0 (0)	0 (0)	NS	0 (0)	0 (0)	0 (0)	0 (0)	0 (0)	71 (149)	0 (0)	NS	71 (149)
Yellow perch	1.0520 (1.1193)	1,008 (2,254)	0 (0)	NS	0 (0)	2,723 (4,259)	0 (0)	10,379 (13,996)	31,608 (59,368)	64,354 (91,738)	43,795 (38,377)	NS	153,867 (116,756)
Angler Hrs		636 (553)	1,083 (1,404)	NS	2,617 (5,044)	15,519 (12,318)	29,119 (14,706)	34,634 (16,877)	41,065 (24,854)	16,213 (17,503)	5,377 (2,565)	NS	146,263 (95,824)
Angler Trips		424 (372)	0 (0)	NS	434 (830)	3,723 (2,863)	8,058 (4,711)	7,233 (3,772)	9,080 (5,707)	3,697 (3,906)	1,411 (842)	NS	34,060 (28,802)
Angler Days		212 (186)	0 (0)	NS	365 (702)	3,708 (2,845)	8,058 (4,711)	6,785 (3,764)	9,080 (5,707)	3,697 (3,906)	1,411 (842)	NS	33,316 (28,776)

Table B.41.–Quanicassee to Sebewaing (Site 278) for 1991. “NS” means not sampled.

Species	Harvest per hr	Jan	Feb	Mar	Apr	May	Jun	Jul	Aug	Sep	Oct	Nov	Season
Brown Trout	0.0000 (0.0000)	0 (0)	0 (0)	0 (0)	0 (0)	0 (0)	0 (0)	0 (0)	0 (0)	0 (0)	0 (0)	NS	0 (0)
Channel Catfish	0.0392 (0.0508)	0 (0)	0 (0)	0 (0)	0 (0)	2,367 (2,939)	2,676 (2,955)	831 (1,103)	318 (334)	8 (18)	61 (142)	NS	6,261 (4,197)
Chinook Salmon	0.0000 (0.0000)	0 (0)	0 (0)	0 (0)	0 (0)	0 (0)	0 (0)	0 (0)	0 (0)	0 (0)	0 (0)	NS	0 (0)
Coho Salmon	0.0000 (0.0000)	0 (0)	0 (0)	0 (0)	0 (0)	0 (0)	0 (0)	0 (0)	0 (0)	0 (0)	0 (0)	NS	0 (0)
Freshwater Drum	0.0049 (0.0091)	0 (0)	0 (0)	0 (0)	0 (0)	49 (109)	551 (701)	97 (99)	74 (80)	0 (0)	10 (25)	NS	781 (719)
Lake Trout	0.0000 (0.0000)	0 (0)	0 (0)	0 (0)	0 (0)	0 (0)	0 (0)	0 (0)	0 (0)	0 (0)	0 (0)	NS	0 (0)
Lake Whitefish	0.0000 (0.0000)	0 (0)	0 (0)	0 (0)	0 (0)	0 (0)	0 (0)	0 (0)	0 (0)	0 (0)	0 (0)	NS	0 (0)
Largemouth Bass	0.0000 (0.0000)	0 (0)	0 (0)	0 (0)	0 (0)	0 (0)	0 (0)	0 (0)	0 (0)	0 (0)	0 (0)	NS	0 (0)
Muskellunge	0.0000 (0.0000)	0 (0)	0 (0)	0 (0)	0 (0)	0 (0)	0 (0)	0 (0)	0 (0)	0 (0)	0 (0)	NS	0 (0)
Northern Pike	0.0001 (0.0023)	0 (0)	0 (0)	0 (0)	0 (0)	7 (16)	3 (7)	0 (0)	0 (0)	0 (0)	4 (9)	NS	14 (20)
Other	0.0097 (1.0401)	0 (0)	0 (0)	0 (0)	1,513 (3,987)	27 (64)	1 (3)	0 (0)	0 (0)	0 (0)	0 (0)	NS	1,541 (3,988)
Pink Salmon	0.0000 (0.0000)	0 (0)	0 (0)	0 (0)	0 (0)	0 (0)	0 (0)	0 (0)	0 (0)	0 (0)	0 (0)	NS	0 (0)
Pumpkinseed	0.0012 (0.0139)	0 (0)	0 (0)	0 (0)	0 (0)	0 (0)	0 (0)	2 (4)	101 (237)	0 (0)	89 (153)	NS	192 (282)
Rainbow Trout	0.0000 (0.0000)	0 (0)	0 (0)	0 (0)	0 (0)	0 (0)	0 (0)	0 (0)	0 (0)	0 (0)	0 (0)	NS	0 (0)
Rock Bass	0.0001 (0.0487)	0 (0)	0 (0)	0 (0)	0 (0)	0 (0)	0 (0)	0 (0)	0 (0)	0 (0)	22 (53)	NS	22 (53)
Round whitefish	0.0001 (0.0022)	0 (0)	12 (25)	0 (0)	0 (0)	0 (0)	0 (0)	0 (0)	0 (0)	0 (0)	0 (0)	NS	12 (25)
Smallmouth bass	0.0001 (0.0013)	0 (0)	0 (0)	0 (0)	0 (0)	0 (0)	0 (0)	13 (27)	0 (0)	0 (0)	0 (0)	NS	13 (27)
Walleye	0.0493 (0.0268)	7 (14)	240 (162)	18 (22)	0 (0)	290 (331)	1,028 (683)	4,608 (2,729)	1,664 (1,045)	15 (33)	0 (0)	NS	7,870 (3,016)
White bass	0.0016 (0.0028)	0 (0)	3 (6)	0 (0)	0 (0)	48 (72)	172 (166)	32 (58)	0 (0)	0 (0)	0 (0)	NS	255 (190)
White perch	0.0014 (0.0038)	0 (0)	22 (35)	119 (201)	0 (0)	32 (70)	0 (0)	0 (0)	39 (80)	13 (30)	0 (0)	NS	225 (232)
Yellow perch	1.3182 (0.5062)	80,630 (55,301)	25,851 (12,619)	80,192 (41,728)	0 (0)	0 (0)	3,581 (5,053)	776 (803)	5,362 (4,984)	1,344 (1,634)	12,663 (12,852)	NS	210,399 (66,343)
Angler Hrs		37,188 (13,506)	11,904 (5,701)	19,890 (8,815)	1,997 (2,342)	8,812 (5,017)	30,324 (14,603)	22,093 (7,587)	20,061 (9,966)	4,086 (2,938)	3,257 (2,757)	NS	159,612 (73,232)
Angler Trips		6,426 (2,344)	1,817 (877)	6,075 (2,744)	626 (771)	2,538 (1,699)	5,912 (2,896)	4,735 (1,815)	4,116 (2,065)	3,056 (2,680)	1,333 (1,241)	NS	36,634 (42,760)
Angler Days		6,613 (2,402)	1,931 (933)	7,208 (3,219)	626 (771)	2,236 (1,485)	5,396 (2,621)	4,204 (1,632)	3,733 (1,903)	3,036 (2,678)	1,114 (1,034)	NS	36,097 (41,717)

Table B.42.–Sebewaing to Sand Point (Site 288) for 1991. “NS” means not sampled.

Species	Harvest per hr	Jan	Feb	Mar	Apr	May	Jun	Jul	Aug	Sep	Oct	Nov	Season
Brown Trout	0.0000 (0.0000)	0 (0)	0 (0)	0 (0)	0 (0)	0 (0)	0 (0)	0 (0)	0 (0)	0 (0)	0 (0)	NS	0 (0)
Channel Catfish	0.0591 (0.0947)	0 (0)	28 (59)	0 (0)	0 (0)	3,153 (4,241)	7,722 (7,774)	179 (168)	79 (171)	0 (0)	0 (0)	NS	11,161 (8,495)
Chinook Salmon	0.0000 (0.0000)	0 (0)	0 (0)	0 (0)	0 (0)	0 (0)	0 (0)	0 (0)	0 (0)	0 (0)	0 (0)	NS	0 (0)
Coho Salmon	0.0000 (0.0000)	0 (0)	0 (0)	0 (0)	0 (0)	0 (0)	0 (0)	0 (0)	0 (0)	0 (0)	0 (0)	NS	0 (0)
Freshwater Drum	0.0068 (0.0098)	0 (0)	0 (0)	0 (0)	0 (0)	144 (233)	706 (670)	305 (364)	129 (244)	0 (0)	0 (0)	NS	1,284 (804)
Lake Trout	0.0000 (0.0000)	0 (0)	0 (0)	0 (0)	0 (0)	0 (0)	0 (0)	0 (0)	0 (0)	0 (0)	0 (0)	NS	0 (0)
Lake Whitefish	0.0000 (0.0000)	0 (0)	0 (0)	0 (0)	0 (0)	0 (0)	0 (0)	0 (0)	0 (0)	0 (0)	0 (0)	NS	0 (0)
Largemouth Bass	0.0024 (0.0150)	0 (0)	0 (0)	0 (0)	0 (0)	5 (13)	440 (441)	0 (0)	0 (0)	0 (0)	0 (0)	NS	445 (441)
Muskellunge	0.0000 (0.0000)	0 (0)	0 (0)	0 (0)	0 (0)	0 (0)	0 (0)	0 (0)	0 (0)	0 (0)	0 (0)	NS	0 (0)
Northern Pike	0.0014 (0.0065)	159 (227)	106 (220)	0 (0)	0 (0)	0 (0)	0 (0)	0 (0)	0 (0)	0 (0)	0 (0)	NS	265 (304)
Other	0.0001 (0.0028)	0 (0)	0 (0)	0 (0)	0 (0)	16 (35)	0 (0)	0 (0)	0 (0)	0 (0)	0 (0)	NS	16 (25)
Pink Salmon	0.0000 (0.0000)	0 (0)	0 (0)	0 (0)	0 (0)	0 (0)	0 (0)	0 (0)	0 (0)	0 (0)	0 (0)	NS	0 (0)
Pumpkinseed	0.0026 (0.0329)	0 (0)	0 (0)	386 (751)	43 (79)	20 (41)	6 (13)	0 (0)	0 (0)	0 (0)	42 (95)	NS	497 (762)
Rainbow Trout	0.0000 (0.0000)	0 (0)	0 (0)	0 (0)	0 (0)	0 (0)	0 (0)	0 (0)	0 (0)	0 (0)	0 (0)	NS	0 (0)
Rock Bass	0.0016 (0.0065)	0 (0)	0 (0)	25 (50)	0 (0)	214 (438)	6 (13)	37 (59)	0 (0)	0 (0)	28 (63)	NS	310 (357)
Round whitefish	0.0000 (0.0000)	0 (0)	0 (0)	0 (0)	0 (0)	0 (0)	0 (0)	0 (0)	0 (0)	0 (0)	0 (0)	NS	0 (0)
Smallmouth bass	0.0011 (0.0033)	0 (0)	0 (0)	0 (0)	0 (0)	10 (23)	44 (91)	160 (168)	0 (0)	0 (0)	0 (0)	NS	214 (189)
Walleye	0.0387 (0.0286)	0 (0)	11 (25)	0 (0)	0 (0)	115 (179)	698 (637)	4,147 (1,936)	2,340 (1,653)	0 (0)	0 (0)	NS	7,311 (2,616)
White bass	0.0037 (0.0153)	0 (0)	0 (0)	0 (0)	0 (0)	0 (0)	700 (891)	6 (12)	0 (0)	0 (0)	0 (0)	NS	706 (847)
White perch	0.0065 (0.0138)	981 (1,665)	0 (0)	14 (29)	0 (0)	127 (201)	31 (63)	11 (22)	60 (89)	0 (0)	0 (0)	NS	1,224 (1,681)
Yellow perch	2.1193 (0.5774)	148,810 (74,350)	116,692 (72,630)	87,627 (34,137)	354 (277)	320 (651)	1,282 (1,769)	3,877 (3,608)	11,921 (9,024)	12,424 (16,328)	16,953 (14,257)	NS	400,260 (92,681)
Angler Hrs		47,035 (18,786)	26,778 (13,635)	16,666 (6,404)	1,914 (1,197)	9,418 (6,519)	30,085 (8,730)	26,476 (9,370)	19,414 (8,865)	7,182 (6,197)	3,894 (2,702)	NS	188,862 (82,405)
Angler Trips		12,752 (5,429)	6,293 (3,221)	4,879 (1,899)	653 (393)	2,614 (1,816)	6,214 (2,006)	5,423 (2,105)	4,236 (2,094)	1,840 (1,574)	1,889 (1,409)	NS	46,793 (51,026)
Angler Days		12,875 (5,435)	6,450 (3,314)	5,135 (1,955)	908 (578)	2,372 (1,628)	5,830 (1,848)	5,000 (1,922)	3,715 (1,756)	1,710 (1,539)	1,528 (1,190)	NS	45,523 (49,905)

Table B.43.–Sand Point to Port Austin (site 236) for 1991. “NS” means not sampled.

Species	Harvest per hr	Jan	Feb	Mar	Apr	May	Jun	Jul	Aug	Sep	Oct	Nov	Season
Brown Trout	0.0003 (0.0031)	NS	NS	NS	NS	23 (34)	0 (0)	0 (0)	0 (0)	0 (0)	0 (0)	NS	23 (34)
Channel Catfish	0.0043 (0.0036)	NS	NS	NS	NS	14 (29)	582 (621)	184 (193)	29 (60)	1 (2)	0 (0)	NS	810 (555)
Chinook Salmon	0.0057 (0.0037)	NS	NS	NS	NS	308 (250)	158 (158)	366 (377)	229 (258)	6 (9)	15 (18)	NS	1,082 (545)
Coho Salmon	0.0002 (0.0005)	NS	NS	NS	NS	21 (30)	0 (0)	9 (19)	0 (0)	0 (0)	0 (0)	NS	30 (36)
Freshwater Drum	0.0021 (0.0038)	NS	NS	NS	NS	14 (29)	25 (51)	150 (315)	212 (221)	1 (1)	0 (0)	NS	402 (379)
Lake Trout	0.0084 (0.0057)	NS	NS	NS	NS	400 (311)	393 (274)	472 (568)	330 (451)	0 (0)	0 (0)	NS	1,595 (835)
Lake Whitefish	0.0000 (0.0000)	NS	NS	NS	NS	0 (0)	0 (0)	0 (0)	0 (0)	0 (0)	0 (0)	NS	0 (0)
Largemouth Bass	0.0000 (0.0000)	NS	NS	NS	NS	0 (0)	0 (0)	0 (0)	0 (0)	0 (0)	0 (0)	NS	0 (0)
Muskellunge	0.0000 (0.0000)	NS	NS	NS	NS	0 (0)	0 (0)	0 (0)	0 (0)	0 (0)	0 (0)	NS	0 (0)
Northern Pike	0.0000 (0.0000)	NS	NS	NS	NS	0 (0)	0 (0)	0 (0)	0 (0)	0 (0)	0 (0)	NS	0 (0)
Other	0.0000 (0.0066)	NS	NS	NS	NS	0 (0)	7 (15)	0 (0)	0 (0)	0 (0)	0 (0)	NS	7 (15)
Pink Salmon	0.0001 (0.0019)	NS	NS	NS	NS	10 (22)	0 (0)	0 (0)	0 (0)	0 (0)	0 (0)	NS	10 (22)
Pumpkinseed	0.0006 (0.0046)	NS	NS	NS	NS	0 (0)	0 (0)	0 (0)	123 (252)	0 (0)	0 (0)	NS	123 (252)
Rainbow Trout	0.0002 (0.0016)	NS	NS	NS	NS	0 (0)	0 (0)	0 (0)	45 (85)	0 (0)	0 (0)	NS	45 (85)
Rock Bass	0.0025 (0.0301)	NS	NS	NS	NS	194 (426)	265 (401)	0 (0)	6 (17)	1 (2)	0 (0)	NS	466 (502)
Round whitefish	0.0000 (0.0000)	NS	NS	NS	NS	0 (0)	0 (0)	0 (0)	0 (0)	0 (0)	0 (0)	NS	0 (0)
Smallmouth bass	0.0034 (0.0058)	NS	NS	NS	NS	447 (979)	134 (270)	23 (34)	36 (74)	1 (1)	3 (6)	NS	644 (940)
Walleye	0.0466 (0.0221)	NS	NS	NS	NS	11 (23)	191 (343)	6,083 (2,941)	1,912 (1,219)	651 (1,303)	0 (0)	NS	8,848 (3,457)
White bass	0.0000 (0.0000)	NS	NS	NS	NS	0 (0)	0 (0)	0 (0)	0 (0)	0 (0)	0 (0)	NS	0 (0)
White perch	0.0014 (0.0074)	NS	NS	NS	NS	0 (0)	0 (0)	150 (315)	123 (252)	0 (0)	0 (0)	NS	273 (403)
Yellow perch	0.5503 (0.1194)	NS	NS	NS	NS	8,525 (7,541)	14,466 (9,077)	32,737 (16,154)	39,977 (21,934)	8,351 (9,238)	464 (363)	NS	104,520 (30,011)
Angler Hrs		NS	NS	NS	NS	14,804 (8,455)	34,512 (11,581)	59,753 (19,734)	56,673 (28,052)	21,280 (17,587)	2,928 (1,388)	NS	189,950 (86,797)
Angler Trips		NS	NS	NS	NS	3,911 (2,250)	7,501 (2,631)	12,489 (4,301)	12,845 (6,533)	5,605 (4,879)	149 (69)	NS	42,500 (20,663)
Angler Days		NS	NS	NS	NS	3,353 (2,015)	7,057 (2,472)	11,349 (3,916)	12,001 (6,300)	5,429 (4,807)	108 (51)	NS	39,297 (19,561)

Table B.44.– Saginaw Bay all sites combined for 1992. “NS” means not sampled.

Species	Harvest per hr	Jan	Feb	Mar	Apr	May	Jun	Jul	Aug	Sep	Oct	Nov	Season
Brown Trout	0.0003 (0.0003)	0 (0)	0 (0)	12 (22)	129 (108)	126 (144)	37 (39)	30 (62)	14 (29)	18 (29)	54 (82)	NS	420 (216)
Channel Catfish	0.0128 (0.0048)	0 (0)	0 (0)	1 (2)	26 (48)	4,057 (2,621)	6,872 (4,262)	2,998 (1,117)	4,728 (2,391)	1,729 (1,056)	296 (240)	NS	20,707 (5,760)
Chinook Salmon	0.0022 (0.0014)	0 (0)	0 (0)	0 (0)	0 (0)	899 (992)	278 (199)	937 (559)	207 (231)	1,035 (512)	269 (151)	NS	3,625 (1,294)
Coho Salmon	0.0001 (0.0008)	0 (0)	0 (0)	0 (0)	0 (0)	53 (108)	73 (121)	0 (0)	0 (0)	11 (25)	0 (0)	NS	137 (164)
Freshwater Drum	0.0040 (0.0047)	0 (0)	0 (0)	0 (0)	68 (160)	138 (149)	621 (359)	4,050 (5,697)	1,101 (537)	379 (334)	141 (145)	NS	6,498 (5,749)
Lake Trout	0.0020 (0.0065)	0 (0)	0 (0)	0 (0)	0 (0)	1,280 (1,620)	962 (878)	590 (404)	440 (431)	26 (37)	0 (0)	NS	3,298 (1,935)
Lake Whitefish	0.0000 (0.0000)	0 (0)	0 (0)	0 (0)	0 (0)	0 (0)	0 (0)	0 (0)	0 (0)	0 (0)	0 (0)	NS	0 (0)
Largemouth Bass	0.0007 (0.0010)	22 (45)	0 (0)	0 (0)	129 (294)	110 (130)	678 (847)	0 (0)	33 (69)	87 (116)	33 (68)	NS	1,092 (920)
Muskellunge	0.0000 (0.0000)	0 (0)	0 (0)	0 (0)	0 (0)	0 (0)	0 (0)	0 (0)	0 (0)	0 (0)	0 (0)	NS	0 (0)
Northern Pike	0.0023 (0.0012)	1,872 (1,145)	990 (606)	6 (12)	14 (34)	30 (36)	0 (0)	259 (225)	257 (229)	269 (317)	0 (0)	NS	3,697 (1,373)
Other	0.0002 (0.0003)	0 (0)	0 (0)	0 (0)	65 (130)	47 (77)	44 (86)	15 (30)	33 (42)	36 (43)	67 (70)	NS	307 (200)
Pink Salmon	0.0000 (0.0004)	0 (0)	3 (5)	0 (0)	0 (0)	0 (0)	43 (88)	0 (0)	0 (0)	0 (0)	0 (0)	NS	46 (88)
Pumpkinseed	0.0008 (0.0021)	64 (92)	411 (835)	0 (0)	211 (228)	111 (128)	0 (0)	0 (0)	0 (0)	0 (0)	449 (786)	NS	1,246 (1,180)
Rainbow Trout	0.0005 (0.0005)	0 (0)	0 (0)	67 (124)	77 (86)	100 (158)	37 (55)	100 (133)	27 (43)	143 (118)	338 (244)	NS	889 (379)
Rock Bass	0.0009 (0.0010)	23 (50)	0 (0)	0 (0)	33 (73)	750 (1,137)	259 (306)	306 (512)	9 (20)	13 (23)	29 (30)	NS	1,422 (1,288)
Round whitefish	0.0003 (0.0017)	0 (0)	34 (49)	421 (865)	0 (0)	80 (128)	0 (0)	30 (62)	0 (0)	0 (0)	0 (0)	NS	565 (878)
Smallmouth bass	0.0014 (0.0039)	0 (0)	0 (0)	0 (0)	0 (0)	238 (272)	82 (135)	325 (357)	34 (50)	49 (96)	1,546 (3,360)	NS	2,274 (3,394)
Walleye	0.0412 (0.0068)	69 (67)	892 (687)	1,443 (993)	287 (341)	1,259 (621)	4,412 (2,726)	27,884 (5,440)	19,949 (4,588)	8,871 (3,903)	1,717 (1,383)	NS	66,783 (8,785)
White bass	0.0035 (0.0031)	68 (139)	13 (26)	0 (0)	45 (92)	1,512 (1,502)	2,741 (3,646)	916 (500)	207 (203)	169 (141)	31 (39)	NS	5,702 (3,986)
White perch	0.0013 (0.0010)	288 (228)	636 (495)	171 (173)	43 (50)	70 (88)	238 (344)	53 (90)	21 (43)	432 (823)	80 (116)	NS	2,032 (1,075)
Yellow perch	1.2563 (0.1519)	323,307 (84,911)	338,705 (84,419)	245,664 (102,237)	123,552 (40,603)	60,361 (19,634)	176,109 (52,612)	271,799 (74,268)	214,406 (54,142)	152,080 (57,163)	129,425 (39,800)	NS	2,035,408 (207,099)
Angler Hrs		129,347 (15,058)	161,703 (15,692)	66,601 (16,872)	65,984 (6,299)	121,719 (30,632)	196,523 (36,281)	388,935 (58,043)	265,406 (45,811)	158,110 (43,259)	65,770 (14,451)	NS	1,620,098 (105,335)
Angler Trips		33,771 (6,459)	36,492 (4,722)	17,357 (4,849)	23,731 (7,319)	30,350 (7,562)	41,967 (7,670)	79,483 (11,905)	56,031 (9,373)	35,942 (9,413)	18,867 (3,432)	NS	373,991 (23,349)
Angler Days		32,509 (6,103)	36,372 (4,319)	16,384 (3,980)	26,373 (5,563)	28,256 (7,000)	40,707 (7,605)	77,014 (11,643)	53,780 (9,141)	34,124 (9,073)	17,087 (3,388)	NS	362,606 (19,964)

Table B.45.–Tawas (Site 250) for 1992. “NS” means not sampled.

Species	Harvest per hr	Jan	Feb	Mar	Apr	May	Jun	Jul	Aug	Sep	Oct	Nov	Season
Brown Trout	0.0017 (0.0014)	0 (0)	0 (0)	10 (22)	128 (182)	30 (45)	37 (39)	30 (62)	14 (29)	7 (14)	54 (110)	NS	310 (165)
Channel Catfish	0.0011 (0.0016)	0 (0)	0 (0)	0 (0)	0 (0)	0 (0)	75 (89)	52 (106)	35 (52)	35 (54)	0 (0)	NS	197 (139)
Chinook Salmon	0.0034 (0.0034)	0 (0)	0 (0)	0 (0)	0 (0)	67 (106)	70 (57)	114 (175)	24 (48)	332 (345)	30 (50)	NS	637 (323)
Coho Salmon	0.0000 (0.0000)	0 (0)	0 (0)	0 (0)	0 (0)	0 (0)	0 (0)	0 (0)	0 (0)	0 (0)	0 (0)	NS	0 (0)
Freshwater Drum	0.0004 (0.0012)	0 (0)	0 (0)	0 (0)	0 (0)	0 (0)	0 (0)	47 (97)	9 (18)	9 (21)	0 (0)	NS	65 (74)
Lake Trout	0.0001 (0.0014)	0 (0)	0 (0)	0 (0)	0 (0)	0 (0)	10 (18)	0 (0)	0 (0)	0 (0)	0 (0)	NS	10 (18)
Lake Whitefish	0.0000 (0.0000)	0 (0)	0 (0)	0 (0)	0 (0)	0 (0)	0 (0)	0 (0)	0 (0)	0 (0)	0 (0)	NS	0 (0)
Largemouth Bass	0.0000 (0.0000)	0 (0)	0 (0)	0 (0)	0 (0)	0 (0)	0 (0)	0 (0)	0 (0)	0 (0)	0 (0)	NS	0 (0)
Muskellunge	0.0000 (0.0000)	0 (0)	0 (0)	0 (0)	0 (0)	0 (0)	0 (0)	0 (0)	0 (0)	0 (0)	0 (0)	NS	0 (0)
Northern Pike	0.0122 (0.0084)	1,049 (651)	946 (599)	5 (12)	0 (0)	11 (24)	0 (0)	9 (19)	152 (182)	102 (165)	0 (0)	NS	2,274 (894)
Other	0.0000 (0.0000)	0 (0)	0 (0)	0 (0)	0 (0)	0 (0)	0 (0)	0 (0)	0 (0)	0 (0)	0 (0)	NS	0 (0)
Pink Salmon	0.0000 (0.0000)	0 (0)	0 (0)	0 (0)	0 (0)	0 (0)	0 (0)	0 (0)	0 (0)	0 (0)	0 (0)	NS	0 (0)
Pumpkinseed	0.0000 (0.0000)	0 (0)	0 (0)	0 (0)	0 (0)	0 (0)	0 (0)	0 (0)	0 (0)	0 (0)	0 (0)	NS	0 (0)
Rainbow Trout	0.0031 (0.0061)	0 (0)	0 (0)	65 (124)	76 (134)	26 (55)	1 (0)	0 (0)	0 (0)	91 (137)	312 (325)	NS	571 (304)
Rock Bass	0.0018 (0.0101)	0 (0)	0 (0)	0 (0)	0 (0)	36 (75)	51 (106)	255 (525)	0 (0)	0 (0)	0 (0)	NS	342 (513)
Round whitefish	0.0025 (0.0461)	0 (0)	34 (49)	421 (865)	0 (0)	0 (0)	0 (0)	0 (0)	0 (0)	0 (0)	0 (0)	NS	455 (866)
Smallmouth bass	0.0023 (0.0070)	0 (0)	0 (0)	0 (0)	0 (0)	211 (269)	65 (133)	142 (291)	0 (0)	7 (15)	0 (0)	NS	425 (418)
Walleye	0.0070 (0.0060)	0 (0)	41 (83)	40 (82)	208 (408)	236 (291)	0 (0)	41 (85)	364 (367)	332 (324)	45 (101)	NS	1,307 (648)
White bass	0.0002 (0.0016)	0 (0)	0 (0)	0 (0)	0 (0)	0 (0)	0 (0)	0 (0)	21 (43)	0 (0)	9 (19)	NS	30 (47)
White perch	0.0000 (0.0000)	0 (0)	0 (0)	0 (0)	0 (0)	0 (0)	0 (0)	0 (0)	0 (0)	0 (0)	0 (0)	NS	0 (0)
Yellow perch	1.1058 (0.2484)	19,392 (11,278)	26,301 (15,265)	10,846 (10,391)	13,382 (8,530)	4,604 (4,297)	14,493 (9,483)	45,197 (21,696)	50,370 (20,044)	18,955 (15,370)	1,787 (1,546)	NS	205,327 (37,948)
Angler Hrs		14,954 (6,202)	27,193 (11,934)	11,119 (6,959)	13,871 (6,957)	15,388 (6,659)	15,786 (4,903)	33,838 (11,817)	28,243 (8,237)	19,067 (9,883)	6,220 (3,141)	NS	185,679 (76,692)
Angler Trips		4,492 (1,873)	8,325 (3,823)	3,246 (1,923)	4,121 (2,079)	4,970 (2,248)	4,276 (1,537)	8,170 (3,036)	8,158 (2,611)	5,632 (3,046)	2,412 (1,189)	NS	53,802 (45,719)
Angler Days		4,845 (2,013)	8,983 (4,149)	3,609 (2,169)	4,687 (2,286)	4,834 (2,205)	4,069 (1,441)	7,830 (2,915)	7,712 (2,512)	5,374 (2,948)	2,095 (1,066)	NS	54,038 (45,139)

Table B.46.–Au Gres (Site 255) for 1992. “NS” means not sampled.

Species	Harvest per hr	Jan	Feb	Mar	Apr	May	Jun	Jul	Aug	Sep	Oct	Nov	Season
Brown Trout	0.0001 (0.0029)	0 (0)	0 (0)	0 (0)	0 (0)	25 (55)	0 (0)	0 (0)	0 (0)	0 (0)	0 (0)	NS	25 (55)
Channel Catfish	0.0050 (0.0039)	0 (0)	0 (0)	0 (0)	0 (0)	181 (351)	682 (805)	464 (400)	113 (111)	313 (537)	18 (38)	NS	1,771 (1,087)
Chinook Salmon	0.0009 (0.0081)	0 (0)	0 (0)	0 (0)	0 (0)	11 (0)	21 (0)	2 (0)	0 (0)	291 (348)	9 (19)	NS	334 (349)
Coho Salmon	0.0000 (0.0000)	0 (0)	0 (0)	0 (0)	0 (0)	0 (0)	0 (0)	0 (0)	0 (0)	0 (0)	0 (0)	NS	0 (0)
Freshwater Drum	0.0032 (0.0023)	0 (0)	0 (0)	0 (0)	0 (0)	14 (31)	84 (138)	612 (494)	237 (237)	156 (271)	31 (51)	NS	1,134 (622)
Lake Trout	0.0000 (0.0000)	0 (0)	0 (0)	0 (0)	0 (0)	6 (0)	1 (0)	0 (0)	0 (0)	0 (0)	0 (0)	NS	7 (0)
Lake Whitefish	0.0000 (0.0000)	0 (0)	0 (0)	0 (0)	0 (0)	0 (0)	0 (0)	0 (0)	0 (0)	0 (0)	0 (0)	NS	0 (0)
Largemouth Bass	0.0003 (0.0012)	0 (0)	0 (0)	0 (0)	0 (0)	0 (0)	0 (0)	0 (0)	33 (69)	40 (89)	33 (68)	NS	106 (132)
Muskellunge	0.0000 (0.0000)	0 (0)	0 (0)	0 (0)	0 (0)	0 (0)	0 (0)	0 (0)	0 (0)	0 (0)	0 (0)	NS	0 (0)
Northern Pike	0.0013 (0.0020)	248 (394)	0 (0)	0 (0)	0 (0)	3 (8)	0 (0)	97 (119)	11 (21)	105 (238)	0 (0)	NS	464 (439)
Other	0.0000 (0.0000)	0 (0)	0 (0)	0 (0)	0 (0)	0 (0)	0 (0)	0 (0)	0 (0)	0 (0)	0 (0)	NS	0 (0)
Pink Salmon	0.0000 (0.0000)	0 (0)	0 (0)	0 (0)	0 (0)	0 (0)	0 (0)	0 (0)	0 (0)	0 (0)	0 (0)	NS	0 (0)
Pumpkinseed	0.0000 (0.0000)	0 (0)	0 (0)	0 (0)	0 (0)	0 (0)	0 (0)	0 (0)	0 (0)	0 (0)	0 (0)	NS	0 (0)
Rainbow Trout	0.0000 (0.0000)	0 (0)	0 (0)	0 (0)	0 (0)	0 (0)	0 (0)	2 (0)	0 (0)	0 (0)	0 (0)	NS	2 (0)
Rock Bass	0.0004 (0.0039)	0 (0)	0 (0)	0 (0)	0 (0)	11 (23)	133 (275)	0 (0)	0 (0)	0 (0)	0 (0)	NS	144 (276)
Round whitefish	0.0002 (0.0010)	0 (0)	0 (0)	0 (0)	0 (0)	49 (102)	0 (0)	30 (62)	0 (0)	0 (0)	0 (0)	NS	79 (119)
Smallmouth bass	0.0003 (0.0006)	0 (0)	0 (0)	0 (0)	0 (0)	11 (23)	0 (0)	38 (78)	18 (37)	42 (95)	0 (0)	NS	109 (130)
Walleye	0.0274 (0.0130)	0 (0)	626 (774)	35 (63)	22 (38)	63 (120)	3 (0)	5,117 (2,504)	2,974 (1,501)	803 (604)	109 (226)	NS	9,752 (3,053)
White bass	0.0017 (0.0017)	0 (0)	0 (0)	0 (0)	0 (0)	0 (0)	34 (71)	373 (400)	89 (125)	86 (110)	8 (17)	NS	590 (439)
White perch	0.0001 (0.0037)	0 (0)	0 (0)	0 (0)	0 (0)	34 (70)	0 (0)	0 (0)	0 (0)	0 (0)	0 (0)	NS	34 (70)
Yellow perch	1.6266 (0.4150)	42,633 (34,500)	19,889 (10,701)	36,605 (19,736)	10,435 (10,882)	13,718 (8,698)	115,191 (49,294)	161,805 (67,743)	123,854 (47,461)	40,928 (35,564)	14,659 (13,611)	NS	579,717 (108,665)
Angler Hrs		17,747 (9,400)	16,210 (4,508)	11,246 (5,368)	9,143 (5,909)	22,028 (13,015)	52,456 (20,141)	105,969 (38,931)	66,034 (25,249)	42,951 (26,844)	12,621 (6,511)	NS	356,405 (155,876)
Angler Trips		5,013 (2,739)	4,837 (1,434)	3,115 (1,420)	3,187 (2,003)	5,103 (3,186)	10,968 (4,277)	22,167 (8,261)	13,883 (5,133)	9,770 (5,852)	3,629 (2,143)	NS	81,672 (54,037)
Angler Days		4,117 (2,353)	4,501 (1,379)	2,679 (1,206)	2,645 (1,737)	5,049 (3,173)	10,744 (4,202)	21,589 (8,082)	13,627 (5,007)	9,421 (5,606)	3,217 (1,864)	NS	77,589 (53,119)

Table B.47.–Saganing Creek to mouth of Saginaw River (Site 260) for 1992. “NS” means not sampled.

Species	Harvest per hr	Jan	Feb	Mar	Apr	May	Jun	Jul	Aug	Sep	Oct	Nov	Season
Brown Trout	0.0000 (0.0000)	0 (0)	0 (0)	0 (0)	0 (0)	0 (0)	0 (0)	0 (0)	0 (0)	0 (0)	0 (0)	NS	0 (0)
Channel Catfish	0.0177 (0.0053)	0 (0)	0 (0)	0 (0)	26 (48)	102 (174)	323 (400)	411 (451)	1,515 (1,333)	492 (572)	223 (226)	NS	3,092 (1,597)
Chinook Salmon	0.0000 (0.0008)	0 (0)	0 (0)	0 (0)	0 (0)	0 (0)	0 (0)	0 (0)	0 (0)	18 (40)	0 (0)	NS	18 (40)
Coho Salmon	0.0000 (0.0000)	0 (0)	0 (0)	0 (0)	0 (0)	0 (0)	0 (0)	0 (0)	0 (0)	0 (0)	0 (0)	NS	0 (0)
Freshwater Drum	0.0024 (0.0018)	0 (0)	0 (0)	0 (0)	0 (0)	58 (120)	219 (268)	93 (147)	421 (385)	91 (121)	64 (85)	NS	946 (527)
Lake Trout	0.0000 (0.0000)	0 (0)	0 (0)	0 (0)	0 (0)	0 (0)	0 (0)	0 (0)	0 (0)	0 (0)	0 (0)	NS	0 (0)
Lake Whitefish	0.0000 (0.0000)	0 (0)	0 (0)	0 (0)	0 (0)	0 (0)	0 (0)	0 (0)	0 (0)	0 (0)	0 (0)	NS	0 (0)
Largemouth Bass	0.0006 (0.0075)	0 (0)	0 (0)	0 (0)	129 (294)	0 (0)	129 (212)	0 (0)	0 (0)	0 (0)	0 (0)	NS	258 (362)
Muskellunge	0.0000 (0.0000)	0 (0)	0 (0)	0 (0)	0 (0)	0 (0)	0 (0)	0 (0)	0 (0)	0 (0)	0 (0)	NS	0 (0)
Northern Pike	0.0008 (0.0011)	0 (0)	44 (89)	0 (0)	14 (34)	0 (0)	0 (0)	119 (183)	94 (138)	62 (128)	0 (0)	NS	333 (279)
Other	0.0002 (0.0009)	0 (0)	0 (0)	0 (0)	11 (25)	6 (12)	0 (0)	0 (0)	0 (0)	15 (34)	55 (68)	NS	87 (81)
Pink Salmon	0.0000 (0.0000)	0 (0)	0 (0)	0 (0)	0 (0)	0 (0)	0 (0)	0 (0)	0 (0)	0 (0)	0 (0)	NS	0 (0)
Pumpkinseed	0.0012 (0.0179)	64 (92)	411 (835)	0 (0)	0 (0)	0 (0)	0 (0)	0 (0)	0 (0)	0 (0)	0 (0)	NS	475 (840)
Rainbow Trout	0.0001 (0.0011)	0 (0)	0 (0)	0 (0)	0 (0)	0 (0)	0 (0)	0 (0)	0 (0)	36 (57)	0 (0)	NS	36 (57)
Rock Bass	0.0002 (0.0011)	23 (50)	0 (0)	0 (0)	0 (0)	0 (0)	0 (0)	51 (104)	0 (0)	0 (0)	0 (0)	NS	74 (115)
Round whitefish	0.0000 (0.0000)	0 (0)	0 (0)	0 (0)	0 (0)	0 (0)	0 (0)	0 (0)	0 (0)	0 (0)	0 (0)	NS	0 (0)
Smallmouth bass	0.0000 (0.0000)	0 (0)	0 (0)	0 (0)	0 (0)	0 (0)	0 (0)	0 (0)	0 (0)	0 (0)	0 (0)	NS	0 (0)
Walleye	0.0766 (0.0252)	0 (0)	0 (0)	772 (520)	49 (76)	315 (392)	4,102 (2,711)	10,080 (3,694)	7,547 (2,962)	6,392 (3,761)	1,337 (1,320)	NS	30,594 (6,789)
White bass	0.0078 (0.0117)	0 (0)	0 (0)	0 (0)	41 (91)	245 (359)	2,545 (3,642)	129 (132)	73 (149)	74 (86)	14 (30)	NS	3,121 (3,667)
White perch	0.0016 (0.0025)	14 (30)	34 (69)	0 (0)	13 (29)	0 (0)	37 (78)	42 (87)	21 (43)	398 (821)	80 (116)	NS	639 (842)
Yellow perch	0.8805 (0.2688)	25,116 (15,645)	53,678 (25,238)	76,945 (63,605)	4,024 (5,085)	22,494 (12,958)	28,968 (14,102)	10,886 (7,147)	14,551 (9,035)	63,232 (39,038)	51,743 (34,146)	NS	351,637 (89,536)
Angler Hrs		24,814 (12,033)	30,049 (7,895)	23,075 (14,371)	4,373 (3,733)	25,081 (13,060)	50,129 (23,615)	90,650 (29,944)	78,689 (30,668)	53,852 (28,613)	18,637 (10,889)	NS	399,349 (174,821)
Angler Trips		7,176 (3,456)	7,623 (2,069)	6,554 (4,126)	1,675 (1,516)	5,713 (3,107)	10,614 (4,967)	15,913 (5,257)	16,055 (6,345)	10,704 (5,948)	3,826 (2,221)	NS	85,853 (65,877)
Angler Days		6,131 (2,979)	6,379 (1,790)	5,011 (3,309)	1,323 (1,156)	5,453 (2,941)	10,581 (4,963)	15,913 (5,257)	15,920 (6,321)	10,704 (5,948)	3,779 (2,193)	NS	81,194 (65,655)

Table B.48.–Essexville to mouth of Saginaw River (Site 356) for 1992. “NS” means not sampled.

Species	Harvest per hr	Jan	Feb	Mar	Apr	May	Jun	Jul	Aug	Sep	Oct	Nov	Season
Brown Trout	0.0000 (0.0000)	0 (0)	0 (0)	0 (0)	0 (0)	0 (0)	0 (0)	0 (0)	0 (0)	0 (0)	0 (0)	NS	0 (0)
Channel Catfish	0.0835 (0.0392)	0 (0)	0 (0)	0 (0)	0 (0)	267 (322)	1,835 (1,252)	1,310 (710)	2,457 (1,906)	534 (491)	55 (71)	NS	6,458 (2,461)
Chinook Salmon	0.0000 (0.0000)	0 (0)	0 (0)	0 (0)	0 (0)	0 (0)	0 (0)	0 (0)	0 (0)	0 (0)	0 (0)	NS	0 (0)
Coho Salmon	0.0000 (0.0000)	0 (0)	0 (0)	0 (0)	0 (0)	0 (0)	0 (0)	0 (0)	0 (0)	0 (0)	0 (0)	NS	0 (0)
Freshwater Drum	0.0071 (0.0049)	0 (0)	0 (0)	0 (0)	68 (160)	41 (76)	171 (158)	47 (62)	175 (174)	3 (6)	46 (106)	NS	551 (319)
Lake Trout	0.0000 (0.0000)	0 (0)	0 (0)	0 (0)	0 (0)	0 (0)	0 (0)	0 (0)	0 (0)	0 (0)	0 (0)	NS	0 (0)
Lake Whitefish	0.0000 (0.0000)	0 (0)	0 (0)	0 (0)	0 (0)	0 (0)	0 (0)	0 (0)	0 (0)	0 (0)	0 (0)	NS	0 (0)
Largemouth Bass	0.0033 (0.0143)	0 (0)	0 (0)	0 (0)	0 (0)	58 (107)	150 (314)	0 (0)	0 (0)	47 (75)	0 (0)	NS	255 (340)
Muskellunge	0.0000 (0.0000)	0 (0)	0 (0)	0 (0)	0 (0)	0 (0)	0 (0)	0 (0)	0 (0)	0 (0)	0 (0)	NS	0 (0)
Northern Pike	0.0001 (0.0024)	0 (0)	0 (0)	0 (0)	0 (0)	8 (18)	0 (0)	0 (0)	0 (0)	0 (0)	0 (0)	NS	8 (18)
Other	0.0020 (0.0033)	0 (0)	0 (0)	0 (0)	54 (128)	3 (7)	42 (86)	0 (0)	22 (34)	21 (26)	12 (18)	NS	154 (161)
Pink Salmon	0.0000 (0.0000)	0 (0)	0 (0)	0 (0)	0 (0)	0 (0)	0 (0)	0 (0)	0 (0)	0 (0)	0 (0)	NS	0 (0)
Pumpkinseed	0.0001 (0.0011)	0 (0)	0 (0)	0 (0)	0 (0)	4 (8)	0 (0)	0 (0)	0 (0)	0 (0)	0 (0)	NS	4 (8)
Rainbow Trout	0.0000 (0.0000)	0 (0)	0 (0)	0 (0)	0 (0)	0 (0)	0 (0)	0 (0)	0 (0)	0 (0)	0 (0)	NS	0 (0)
Rock Bass	0.0001 (0.0009)	0 (0)	0 (0)	0 (0)	0 (0)	0 (0)	0 (0)	0 (0)	9 (20)	2 (4)	0 (0)	NS	11 (20)
Round whitefish	0.0000 (0.0000)	0 (0)	0 (0)	0 (0)	0 (0)	0 (0)	0 (0)	0 (0)	0 (0)	0 (0)	0 (0)	NS	0 (0)
Smallmouth bass	0.0001 (0.0006)	0 (0)	0 (0)	0 (0)	0 (0)	0 (0)	0 (0)	6 (13)	0 (0)	0 (0)	3 (7)	NS	9 (15)
Walleye	0.1135 (0.0405)	18 (42)	0 (0)	557 (838)	3 (7)	550 (394)	193 (179)	5,032 (1,882)	2,014 (1,176)	184 (128)	226 (334)	NS	8,777 (2,438)
White bass	0.0186 (0.0331)	0 (0)	0 (0)	0 (0)	0 (0)	1,267 (1,458)	113 (135)	58 (53)	0 (0)	1 (1)	0 (0)	NS	1,439 (1,465)
White perch	0.0009 (0.0019)	0 (0)	0 (0)	0 (0)	0 (0)	0 (0)	27 (41)	11 (22)	0 (0)	34 (53)	0 (0)	NS	72 (71)
Yellow perch	1.3038 (0.9949)	800 (1,147)	157 (225)	47,066 (72,886)	458 (948)	4,815 (3,243)	3,545 (2,794)	2,506 (1,645)	4,963 (3,809)	8,575 (4,607)	27,903 (14,825)	NS	100,788 (74,301)
Angler Hrs		1,409 (1,483)	302 (253)	504 (688)	992 (1,342)	7,779 (4,137)	11,982 (5,058)	20,745 (5,912)	19,527 (9,866)	4,951 (2,098)	9,110 (4,802)	NS	77,301 (35,639)
Angler Trips		427 (438)	216 (205)	4 (6)	449 (665)	1,652 (858)	1,994 (802)	4,403 (1,263)	3,851 (1,923)	946 (398)	2,762 (1,703)	NS	16,704 (10,713)
Angler Days		410 (433)	204 (202)	0 (0)	341 (490)	1,522 (788)	1,994 (802)	4,403 (1,263)	3,851 (1,923)	946 (398)	2,461 (1,480)	NS	16,132 (10,420)

Table B.49.–Quanicassee to Sebewaing (Site 278) for 1992. “NS” means not sampled.

Species	Harvest per hr	Jan	Feb	Mar	Apr	May	Jun	Jul	Aug	Sep	Oct	Nov	Season
Brown Trout	0.0000 (0.0000)	0 (0)	0 (0)	0 (0)	0 (0)	0 (0)	0 (0)	0 (0)	0 (0)	0 (0)	0 (0)	NS	0 (0)
Channel Catfish	0.0345 (0.0625)	0 (0)	0 (0)	0 (0)	0 (0)	2,124 (2,238)	2,103 (3,456)	281 (239)	91 (136)	11 (26)	0 (0)	NS	4,610 (4,082)
Chinook Salmon	0.0000 (0.0000)	0 (0)	0 (0)	0 (0)	0 (0)	0 (0)	0 (0)	0 (0)	0 (0)	0 (0)	0 (0)	NS	0 (0)
Coho Salmon	0.0000 (0.0000)	0 (0)	0 (0)	0 (0)	0 (0)	0 (0)	0 (0)	0 (0)	0 (0)	0 (0)	0 (0)	NS	0 (0)
Freshwater Drum	0.0027 (0.0062)	0 (0)	0 (0)	0 (0)	0 (0)	2 (5)	97 (141)	179 (230)	83 (176)	0 (0)	0 (0)	NS	361 (318)
Lake Trout	0.0000 (0.0000)	0 (0)	0 (0)	0 (0)	0 (0)	0 (0)	0 (0)	0 (0)	0 (0)	0 (0)	0 (0)	NS	0 (0)
Lake Whitefish	0.0000 (0.0000)	0 (0)	0 (0)	0 (0)	0 (0)	0 (0)	0 (0)	0 (0)	0 (0)	0 (0)	0 (0)	NS	0 (0)
Largemouth Bass	0.0002 (0.0049)	0 (0)	0 (0)	0 (0)	0 (0)	0 (0)	23 (48)	0 (0)	0 (0)	0 (0)	0 (0)	NS	23 (48)
Muskellunge	0.0000 (0.0000)	0 (0)	0 (0)	0 (0)	0 (0)	0 (0)	0 (0)	0 (0)	0 (0)	0 (0)	0 (0)	NS	0 (0)
Northern Pike	0.0003 (0.0025)	0 (0)	0 (0)	0 (0)	0 (0)	0 (0)	0 (0)	34 (51)	0 (0)	0 (0)	0 (0)	NS	34 (51)
Other	0.0004 (0.0027)	0 (0)	0 (0)	0 (0)	0 (0)	36 (76)	0 (0)	15 (30)	0 (0)	0 (0)	0 (0)	NS	51 (82)
Pink Salmon	0.0000 (0.0000)	0 (0)	0 (0)	0 (0)	0 (0)	0 (0)	0 (0)	0 (0)	0 (0)	0 (0)	0 (0)	NS	0 (0)
Pumpkinseed	0.0013 (0.0120)	0 (0)	0 (0)	0 (0)	96 (139)	3 (5)	0 (0)	0 (0)	0 (0)	0 (0)	75 (135)	NS	174 (171)
Rainbow Trout	0.0000 (0.0000)	0 (0)	0 (0)	0 (0)	0 (0)	0 (0)	0 (0)	0 (0)	0 (0)	0 (0)	0 (0)	NS	0 (0)
Rock Bass	0.0004 (0.0035)	0 (0)	0 (0)	0 (0)	33 (73)	6 (10)	8 (16)	0 (0)	0 (0)	0 (0)	13 (20)	NS	60 (78)
Round whitefish	0.0000 (0.0000)	0 (0)	0 (0)	0 (0)	0 (0)	0 (0)	0 (0)	0 (0)	0 (0)	0 (0)	0 (0)	NS	0 (0)
Smallmouth bass	0.0001 (0.0021)	0 (0)	0 (0)	0 (0)	0 (0)	0 (0)	13 (20)	0 (0)	0 (0)	0 (0)	0 (0)	NS	13 (20)
Walleye	0.0434 (0.0219)	35 (37)	225 (382)	34 (45)	0 (0)	0 (0)	114 (227)	2,173 (961)	2,951 (1,788)	266 (310)	0 (0)	NS	5,798 (2,092)
White bass	0.0015 (0.0039)	0 (0)	0 (0)	0 (0)	0 (0)	0 (0)	49 (76)	131 (181)	17 (36)	0 (0)	0 (0)	NS	197 (200)
White perch	0.0055 (0.0079)	115 (185)	378 (530)	22 (47)	17 (38)	22 (47)	174 (333)	0 (0)	0 (0)	0 (0)	0 (0)	NS	728 (610)
Yellow perch	1.1446 (0.3480)	26,254 (12,644)	59,846 (29,883)	11,109 (7,912)	35,272 (26,345)	842 (1,221)	511 (751)	104 (114)	287 (459)	0 (0)	18,576 (13,983)	NS	152,801 (37,899)
Angler Hrs		8,730 (3,649)	32,452 (10,863)	5,610 (2,570)	15,090 (10,395)	10,213 (7,738)	10,351 (4,646)	21,334 (7,529)	22,025 (11,173)	3,935 (3,268)	3,758 (2,326)	NS	133,498 (64,157)
Angler Trips		1,824 (778)	5,700 (1,975)	1,509 (670)	7,014 (4,927)	2,776 (2,271)	2,282 (1,378)	4,008 (1,425)	4,455 (2,271)	1,041 (906)	1,499 (970)	NS	32,108 (36,698)
Angler Days		2,161 (913)	5,877 (2,036)	1,898 (795)	9,226 (6,429)	2,584 (2,187)	2,066 (1,131)	3,787 (1,356)	4,162 (2,136)	1,015 (896)	1,240 (791)	NS	34,016 (35,974)

Table B.50.–Sebewaing to Sand Point (Site 288) for 1992. “NS” means not sampled.

Species	Harvest per hr	Jan	Feb	Mar	Apr	May	Jun	Jul	Aug	Sep	Oct	Nov	Season
Brown Trout	0.0000 (0.0000)	0 (0)	0 (0)	0 (0)	0 (0)	0 (0)	0 (0)	0 (0)	0 (0)	0 (0)	0 (0)	NS	0 (0)
Channel Catfish	0.0195 (0.0312)	0 (0)	0 (0)	0 (0)	0 (0)	1,342 (1,342)	1,758 (2,074)	325 (546)	461 (515)	295 (497)	0 (0)	NS	4,181 (2,573)
Chinook Salmon	0.0000 (0.0000)	0 (0)	0 (0)	0 (0)	0 (0)	0 (0)	0 (0)	0 (0)	0 (0)	0 (0)	0 (0)	NS	0 (0)
Coho Salmon	0.0000 (0.0000)	0 (0)	0 (0)	0 (0)	0 (0)	0 (0)	0 (0)	0 (0)	0 (0)	0 (0)	0 (0)	NS	0 (0)
Freshwater Drum	0.0143 (0.0664)	0 (0)	0 (0)	0 (0)	0 (0)	23 (36)	34 (73)	2,805 (5,664)	140 (141)	66 (130)	0 (0)	NS	3,068 (5,668)
Lake Trout	0.0000 (0.0000)	0 (0)	0 (0)	0 (0)	0 (0)	0 (0)	0 (0)	0 (0)	0 (0)	0 (0)	0 (0)	NS	0 (0)
Lake Whitefish	0.0000 (0.0000)	0 (0)	0 (0)	0 (0)	0 (0)	0 (0)	0 (0)	0 (0)	0 (0)	0 (0)	0 (0)	NS	0 (0)
Largemouth Bass	0.0021 (0.0160)	22 (45)	0 (0)	0 (0)	0 (0)	52 (99)	376 (797)	0 (0)	0 (0)	0 (0)	0 (0)	NS	450 (761)
Muskellunge	0.0000 (0.0000)	0 (0)	0 (0)	0 (0)	0 (0)	0 (0)	0 (0)	0 (0)	0 (0)	0 (0)	0 (0)	NS	0 (0)
Northern Pike	0.0027 (0.0183)	575 (953)	0 (0)	0 (0)	0 (0)	0 (0)	0 (0)	0 (0)	0 (0)	0 (0)	0 (0)	NS	575 (901)
Other	0.0001 (0.0016)	0 (0)	0 (0)	0 (0)	0 (0)	2 (4)	2 (4)	0 (0)	11 (24)	0 (0)	0 (0)	NS	15 (25)
Pink Salmon	0.0000 (0.0000)	0 (0)	0 (0)	0 (0)	0 (0)	0 (0)	0 (0)	0 (0)	0 (0)	0 (0)	0 (0)	NS	0 (0)
Pumpkinseed	0.0009 (0.0100)	0 (0)	0 (0)	0 (0)	115 (181)	56 (112)	0 (0)	0 (0)	0 (0)	0 (0)	20 (33)	NS	191 (209)
Rainbow Trout	0.0000 (0.0000)	0 (0)	0 (0)	0 (0)	0 (0)	0 (0)	0 (0)	0 (0)	0 (0)	0 (0)	0 (0)	NS	0 (0)
Rock Bass	0.0009 (0.0204)	0 (0)	0 (0)	0 (0)	0 (0)	162 (234)	13 (33)	0 (0)	0 (0)	0 (0)	16 (23)	NS	191 (207)
Round whitefish	0.0000 (0.0000)	0 (0)	0 (0)	0 (0)	0 (0)	0 (0)	0 (0)	0 (0)	0 (0)	0 (0)	0 (0)	NS	0 (0)
Smallmouth bass	0.0076 (0.0742)	0 (0)	0 (0)	0 (0)	0 (0)	16 (32)	0 (0)	77 (158)	0 (0)	0 (0)	1,543 (3,360)	NS	1,636 (3,364)
Walleye	0.0175 (0.0268)	0 (0)	0 (0)	5 (9)	0 (0)	83 (138)	0 (0)	2,522 (1,786)	900 (649)	236 (383)	0 (0)	NS	3,746 (1,943)
White bass	0.0013 (0.0022)	68 (139)	13 (26)	0 (0)	0 (0)	0 (0)	0 (0)	183 (171)	7 (14)	0 (0)	0 (0)	NS	271 (222)
White perch	0.0016 (0.0034)	72 (84)	113 (105)	137 (166)	0 (0)	14 (31)	0 (0)	0 (0)	0 (0)	0 (0)	0 (0)	NS	336 (216)
Yellow perch	2.0606 (0.5839)	152,999 (91,976)	146,433 (98,788)	58,221 (23,745)	47,806 (35,790)	585 (835)	2,856 (3,620)	4,301 (5,478)	7,085 (6,092)	10,197 (11,965)	11,408 (8,140)	NS	441,891 (110,468)
Angler Hrs		50,326 (21,756)	44,942 (15,834)	13,597 (5,098)	13,638 (8,365)	9,291 (4,371)	20,552 (7,715)	33,623 (12,978)	14,649 (5,547)	8,868 (8,278)	4,958 (2,926)	NS	214,444 (92,868)
Angler Trips		12,911 (6,316)	8,188 (3,019)	2,565 (968)	5,047 (3,122)	2,645 (1,458)	3,979 (1,873)	8,246 (3,527)	2,843 (1,082)	1,900 (1,792)	1,642 (1,048)	NS	49,966 (61,833)
Angler Days		13,211 (6,441)	9,055 (3,237)	2,923 (1,083)	6,572 (3,998)	2,303 (1,275)	3,675 (1,712)	8,111 (3,510)	2,802 (1,072)	1,716 (1,627)	1,523 (960)	NS	51,891 (61,209)

Table B.51.–Sand Point to Port Austin (site 236) for 1992. “NS” means not sampled.

Species	Harvest per hr	Jan	Feb	Mar	Apr	May	Jun	Jul	Aug	Sep	Oct	Nov	Season
Brown Trout	0.0003 (0.0023)	0 (0)	0 (0)	2 (4)	1 (3)	71 (125)	0 (0)	0 (0)	0 (0)	11 (25)	0 (0)	NS	85 (128)
Channel Catfish	0.0016 (0.0015)	0 (0)	0 (0)	1 (2)	0 (0)	41 (101)	96 (196)	155 (136)	56 (78)	49 (118)	0 (0)	NS	398 (286)
Chinook Salmon	0.0104 (0.0065)	0 (0)	0 (0)	0 (0)	0 (0)	821 (986)	187 (191)	821 (531)	183 (226)	394 (375)	230 (141)	NS	2,636 (1,203)
Coho Salmon	0.0005 (0.0020)	0 (0)	0 (0)	0 (0)	0 (0)	53 (108)	73 (121)	0 (0)	0 (0)	11 (25)	0 (0)	NS	137 (164)
Freshwater Drum	0.0015 (0.0018)	0 (0)	0 (0)	0 (0)	0 (0)	0 (0)	16 (34)	267 (307)	36 (53)	54 (77)	0 (0)	NS	373 (245)
Lake Trout	0.0129 (0.0104)	0 (0)	0 (0)	0 (0)	0 (0)	1,274 (1,620)	951 (878)	590 (404)	440 (431)	26 (37)	0 (0)	NS	3,281 (1,935)
Lake Whitefish	0.0000 (0.0000)	0 (0)	0 (0)	0 (0)	0 (0)	0 (0)	0 (0)	0 (0)	0 (0)	0 (0)	0 (0)	NS	0 (0)
Largemouth Bass	0.0000 (0.0000)	0 (0)	0 (0)	0 (0)	0 (0)	0 (0)	0 (0)	0 (0)	0 (0)	0 (0)	0 (0)	NS	0 (0)
Muskellunge	0.0000 (0.0000)	0 (0)	0 (0)	0 (0)	0 (0)	0 (0)	0 (0)	0 (0)	0 (0)	0 (0)	0 (0)	NS	0 (0)
Northern Pike	0.0000 (0.0050)	0 (0)	0 (0)	1 (3)	0 (0)	8 (19)	0 (0)	0 (0)	0 (0)	0 (0)	0 (0)	NS	9 (19)
Other	0.0000 (0.0000)	0 (0)	0 (0)	0 (0)	0 (0)	0 (0)	0 (0)	0 (0)	0 (0)	0 (0)	0 (0)	NS	0 (0)
Pink Salmon	0.0002 (0.0022)	0 (0)	3 (5)	0 (0)	0 (0)	0 (0)	43 (88)	0 (0)	0 (0)	0 (0)	0 (0)	NS	46 (88)
Pumpkinseed	0.0016 (0.0211)	0 (0)	0 (0)	0 (0)	0 (0)	48 (115)	0 (0)	0 (0)	0 (0)	0 (0)	354 (779)	NS	402 (783)
Rainbow Trout	0.0011 (0.0011)	0 (0)	0 (0)	2 (5)	1 (2)	74 (148)	36 (55)	98 (133)	27 (43)	16 (26)	26 (56)	NS	280 (218)
Rock Bass	0.0024 (0.0435)	0 (0)	0 (0)	0 (0)	0 (0)	535 (1,116)	54 (104)	0 (0)	0 (0)	11 (23)	0 (0)	NS	600 (1,121)
Round whitefish	0.0001 (0.0028)	0 (0)	0 (0)	0 (0)	0 (0)	31 (78)	0 (0)	0 (0)	0 (0)	0 (0)	0 (0)	NS	31 (78)
Smallmouth bass	0.0003 (0.0010)	0 (0)	0 (0)	0 (0)	0 (0)	0 (0)	4 (8)	62 (128)	16 (33)	0 (0)	0 (0)	NS	82 (112)
Walleye	0.0269 (0.0204)	16 (36)	0 (0)	0 (0)	5 (9)	12 (27)	0 (0)	2,919 (1,420)	3,199 (2,210)	658 (598)	0 (0)	NS	6,809 (2,694)
White bass	0.0002 (0.0009)	0 (0)	0 (0)	0 (0)	4 (11)	0 (0)	0 (0)	42 (86)	0 (0)	8 (17)	0 (0)	NS	54 (88)
White perch	0.0009 (0.0066)	87 (99)	111 (90)	12 (18)	13 (18)	0 (0)	0 (0)	0 (0)	0 (0)	0 (0)	0 (0)	NS	223 (136)
Yellow perch	0.8020 (0.2469)	56,113 (52,205)	32,401 (18,886)	4,872 (4,468)	12,175 (10,397)	13,303 (11,973)	10,545 (7,621)	47,000 (21,946)	13,296 (12,314)	10,193 (8,963)	3,349 (5,510)	NS	203,247 (49,646)
Angler Hrs		11,367 (6,597)	10,555 (4,442)	1,450 (1,318)	8,877 (6,074)	31,939 (25,040)	35,267 (18,547)	82,776 (27,347)	36,239 (15,339)	24,486 (17,436)	10,466 (8,902)	NS	253,422 (131,042)
Angler Trips		1,928 (1,047)	1,603 (693)	364 (342)	2,238 (1,275)	7,491 (6,415)	7,854 (3,988)	16,576 (5,551)	6,786 (2,962)	5,949 (4,666)	3,097 (2,701)	NS	53,886 (44,714)
Angler Days		1,634 (925)	1,373 (590)	264 (240)	1,579 (969)	6,511 (5,540)	7,578 (3,895)	15,381 (5,166)	5,706 (2,522)	4,948 (3,771)	2,772 (2,520)	NS	47,746 (41,845)

Table B.52.– Saginaw Bay all sites combined (including Charter) for 1993. “NS” means not sampled.

Species	Harvest per hr	Jan	Feb	Mar	Apr	May	Jun	Jul	Aug	Sep	Oct	Nov	Season
Brown Trout	0.0004 (0.0008)	0 (0)	2 (5)	0 (0)	269 (313)	201 (269)	1 (0)	120 (203)	70 (84)	56 (63)	6 (12)	NS	725 (472)
Channel Catfish	0.0346 (0.0133)	0 (0)	0 (0)	1 (2)	256 (434)	6,398 (3,730)	10,764 (4,753)	14,931 (6,794)	23,274 (15,050)	1,151 (792)	49 (75)	NS	56,824 (17,607)
Chinook Salmon	0.0021 (0.0019)	0 (0)	0 (0)	0 (0)	0 (0)	128 (99)	256 (225)	502 (352)	501 (603)	1,815 (779)	236 (132)	NS	3,438 (1,083)
Coho Salmon	0.0001 (0.0005)	0 (0)	0 (0)	0 (0)	0 (0)	0 (0)	7 (14)	0 (0)	1 (0)	100 (145)	0 (0)	NS	108 (145)
Freshwater Drum	0.0038 (0.0013)	0 (0)	0 (0)	0 (0)	176 (347)	1,199 (716)	1,995 (1,043)	1,680 (716)	786 (458)	360 (320)	0 (0)	NS	6,196 (1,595)
Lake Trout	0.0004 (0.0021)	0 (0)	0 (0)	0 (0)	0 (0)	59 (98)	310 (401)	178 (308)	25 (41)	20 (41)	0 (0)	NS	592 (519)
Lake Whitefish	0.0000 (0.0004)	0 (0)	0 (0)	6 (11)	0 (0)	0 (0)	0 (0)	0 (0)	0 (0)	0 (0)	0 (0)	NS	6 (11)
Largemouth Bass	0.0009 (0.0014)	0 (0)	0 (0)	0 (0)	0 (0)	571 (551)	345 (400)	0 (0)	34 (70)	462 (1,010)	2 (5)	NS	1,414 (1,220)
Muskellunge	0.0000 (0.0000)	0 (0)	0 (0)	0 (0)	0 (0)	0 (0)	0 (0)	0 (0)	0 (0)	0 (0)	0 (0)	NS	0 (0)
Northern Pike	0.0012 (0.0014)	345 (295)	438 (273)	0 (0)	95 (198)	88 (133)	16 (33)	65 (132)	294 (229)	574 (1,056)	49 (52)	NS	1,964 (1,186)
Other	0.0007 (0.0011)	0 (0)	36 (53)	137 (214)	79 (135)	176 (156)	621 (1,186)	13 (27)	0 (0)	37 (50)	29 (68)	NS	1,128 (1,227)
Pink Salmon	0.0001 (0.0008)	0 (0)	0 (0)	0 (0)	0 (0)	30 (65)	0 (0)	59 (122)	0 (0)	47 (74)	0 (0)	NS	136 (157)
Pumpkinseed	0.0002 (0.0005)	0 (0)	0 (0)	0 (0)	119 (192)	0 (0)	14 (31)	30 (61)	95 (192)	5 (35)	46 (83)	NS	309 (294)
Rainbow Trout	0.0007 (0.0009)	0 (0)	0 (0)	6 (11)	195 (240)	28 (32)	16 (24)	197 (259)	115 (89)	221 (200)	297 (257)	NS	1,075 (490)
Rock Bass	0.0007 (0.0013)	0 (0)	0 (0)	0 (0)	0 (0)	74 (101)	261 (422)	632 (683)	41 (84)	56 (81)	30 (61)	NS	1,094 (820)
Round whitefish	0.0000 (0.0042)	16 (36)	0 (0)	0 (0)	0 (0)	0 (0)	0 (0)	0 (0)	0 (0)	0 (0)	0 (0)	NS	16 (36)
Smallmouth bass	0.0009 (0.0013)	0 (0)	0 (0)	0 (0)	0 (0)	332 (678)	326 (396)	502 (573)	221 (336)	62 (56)	0 (0)	NS	1,443 (1,030)
Walleye	0.0844 (0.0137)	1,470 (790)	5,294 (1,998)	7,229 (3,370)	1,482 (846)	3,797 (1,377)	7,643 (3,830)	57,500 (13,271)	51,428 (11,926)	2,219 (894)	670 (737)	NS	138,732 (18,786)
White bass	0.0038 (0.0025)	13 (27)	12 (26)	0 (0)	407 (609)	1,816 (1,069)	1,883 (1,439)	1,407 (901)	92 (186)	413 (593)	176 (295)	NS	6,219 (2,207)
White perch	0.0013 (0.0036)	0 (0)	6 (13)	15 (29)	85 (132)	42 (46)	174 (327)	53 (67)	33 (56)	233 (459)	1,546 (3,378)	NS	2,187 (3,429)
Yellow perch	0.6368 (0.0834)	201,064 (41,633)	62,089 (23,034)	44,951 (17,581)	87,600 (27,326)	9,892 (5,372)	22,537 (12,316)	218,497 (66,230)	136,289 (43,883)	107,465 (34,617)	156,183 (46,135)	NS	1,046,567 (114,626)
Angler Hrs		139,773 (17,957)	104,671 (13,898)	67,205 (16,393)	73,754 (9,198)	94,510 (15,369)	141,822 (28,477)	524,846 (86,044)	352,589 (62,719)	91,489 (18,773)	52,886 (7,799)	NS	1,643,545 (117,836)
Angler Trips		37,102 (5,420)	23,792 (3,339)	14,185 (3,540)	22,780 (6,160)	26,231 (3,997)	34,816 (6,125)	107,027 (17,320)	69,601 (12,096)	21,722 (4,376)	17,912 (2,978)	NS	375,168 (18,458)
Angler Days		36,620 (4,841)	23,787 (3,101)	13,584 (3,077)	26,897 (4,457)	21,812 (3,519)	30,906 (5,722)	100,026 (16,375)	65,051 (11,485)	18,677 (4,013)	14,744 (2,511)	NS	352,104 (15,476)

Table B.53.–Tawas (Site 250) for 1993. “NS” means not sampled.

Species	Harvest per hr	Jan	Feb	Mar	Apr	May	Jun	Jul	Aug	Sep	Oct	Nov	Season
Brown Trout	0.0031 (0.0125)	0 (0)	0 (0)	0 (0)	235 (310)	9 (19)	0 (0)	0 (0)	14 (20)	22 (43)	6 (12)	NS	286 (314)
Channel Catfish	0.0002 (0.0029)	0 (0)	0 (0)	0 (0)	0 (0)	0 (0)	0 (0)	0 (0)	18 (36)	0 (0)	0 (0)	NS	18 (36)
Chinook Salmon	0.0135 (0.0123)	0 (0)	0 (0)	0 (0)	0 (0)	116 (96)	137 (124)	206 (196)	35 (36)	719 (1,014)	10 (18)	NS	1,223 (679)
Coho Salmon	0.0008 (0.0079)	0 (0)	0 (0)	0 (0)	0 (0)	0 (0)	7 (14)	0 (0)	1 (0)	68 (143)	0 (0)	NS	76 (130)
Freshwater Drum	0.0017 (0.0065)	0 (0)	0 (0)	0 (0)	0 (0)	0 (0)	0 (0)	136 (189)	17 (36)	0 (0)	0 (0)	NS	153 (192)
Lake Trout	0.0003 (0.0009)	0 (0)	0 (0)	0 (0)	0 (0)	0 (0)	10 (15)	9 (15)	5 (0)	0 (0)	0 (0)	NS	24 (21)
Lake Whitefish	0.0000 (0.0000)	0 (0)	0 (0)	0 (0)	0 (0)	0 (0)	0 (0)	0 (0)	0 (0)	0 (0)	0 (0)	NS	0 (0)
Largemouth Bass	0.0000 (0.0000)	0 (0)	0 (0)	0 (0)	0 (0)	0 (0)	0 (0)	0 (0)	0 (0)	0 (0)	0 (0)	NS	0 (0)
Muskellunge	0.0000 (0.0000)	0 (0)	0 (0)	0 (0)	0 (0)	0 (0)	0 (0)	0 (0)	0 (0)	0 (0)	0 (0)	NS	0 (0)
Northern Pike	0.0162 (0.0219)	178 (136)	412 (352)	0 (0)	0 (0)	17 (27)	16 (33)	0 (0)	260 (248)	565 (1,090)	24 (34)	NS	1,472 (1,117)
Other	0.0002 (0.0113)	0 (0)	0 (0)	0 (0)	0 (0)	9 (19)	0 (0)	13 (27)	0 (0)	0 (0)	0 (0)	NS	22 (21)
Pink Salmon	0.0000 (0.0000)	0 (0)	0 (0)	0 (0)	0 (0)	0 (0)	0 (0)	0 (0)	0 (0)	0 (0)	0 (0)	NS	0 (0)
Pumpkinseed	0.0014 (0.0068)	0 (0)	0 (0)	0 (0)	0 (0)	0 (0)	0 (0)	30 (61)	95 (192)	0 (0)	0 (0)	NS	125 (201)
Rainbow Trout	0.0084 (0.0060)	0 (0)	0 (0)	0 (0)	195 (282)	28 (32)	16 (24)	62 (78)	15 (22)	146 (252)	297 (313)	NS	759 (367)
Rock Bass	0.0050 (0.0335)	0 (0)	0 (0)	0 (0)	0 (0)	0 (0)	8 (17)	450 (631)	0 (0)	0 (0)	0 (0)	NS	458 (631)
Round whitefish	0.0002 (0.0092)	16 (36)	0 (0)	0 (0)	0 (0)	0 (0)	0 (0)	0 (0)	0 (0)	0 (0)	0 (0)	NS	16 (36)
Smallmouth bass	0.0001 (0.0021)	0 (0)	0 (0)	0 (0)	0 (0)	0 (0)	0 (0)	0 (0)	13 (26)	0 (0)	0 (0)	NS	13 (26)
Walleye	0.0234 (0.0148)	0 (0)	91 (134)	110 (226)	40 (64)	110 (174)	0 (0)	609 (437)	1,071 (679)	30 (51)	68 (140)	NS	2,129 (867)
White bass	0.0000 (0.0000)	0 (0)	0 (0)	0 (0)	0 (0)	0 (0)	0 (0)	0 (0)	0 (0)	0 (0)	0 (0)	NS	0 (0)
White perch	0.0000 (0.0000)	0 (0)	0 (0)	0 (0)	0 (0)	0 (0)	0 (0)	0 (0)	0 (0)	0 (0)	0 (0)	NS	0 (0)
Yellow perch	0.2146 (0.1677)	2,521 (1,999)	866 (660)	424 (660)	154 (318)	612 (610)	1,514 (1,763)	9,244 (13,433)	940 (828)	2,478 (3,479)	734 (681)	NS	19,487 (13,230)
Angler Hrs		9,797 (4,546)	11,253 (4,102)	2,585 (927)	5,611 (2,750)	6,446 (2,608)	7,858 (3,140)	18,884 (6,244)	13,568 (3,874)	11,745 (4,654)	3,067 (1,448)	NS	90,814 (34,293)
Angler Trips		3,686 (1,869)	3,791 (1,693)	928 (385)	1,822 (990)	1,913 (814)	2,338 (942)	5,075 (1,686)	3,758 (1,153)	4,046 (1,664)	1,112 (532)	NS	28,469 (19,116)
Angler Days		3,880 (1,951)	4,175 (1,824)	968 (393)	2,218 (1,186)	1,622 (713)	2,058 (888)	4,360 (1,470)	3,339 (1,058)	3,177 (1,340)	767 (373)	NS	26,564 (18,167)

Table B.54.–Au Gres (Site 255) for 1993. “NS” means not sampled.

Species	Harvest per hr	Jan	Feb	Mar	Apr	May	Jun	Jul	Aug	Sep	Oct	Nov	Season
Brown Trout	0.0005 (0.0015)	0 (0)	0 (0)	0 (0)	0 (0)	56 (94)	1 (0)	96 (197)	0 (0)	3 (6)	0 (0)	NS	156 (218)
Channel Catfish	0.0091 (0.0058)	0 (0)	0 (0)	0 (0)	0 (0)	673 (1,052)	467 (612)	1,310 (969)	384 (459)	18 (27)	13 (28)	NS	2,865 (1,395)
Chinook Salmon	0.0014 (0.0013)	0 (0)	0 (0)	0 (0)	0 (0)	12 (24)	0 (0)	97 (197)	39 (77)	234 (235)	52 (108)	NS	434 (312)
Coho Salmon	0.0001 (0.0034)	0 (0)	0 (0)	0 (0)	0 (0)	0 (0)	0 (0)	0 (0)	0 (0)	32 (66)	0 (0)	NS	32 (66)
Freshwater Drum	0.0028 (0.0026)	0 (0)	0 (0)	0 (0)	0 (0)	0 (0)	212 (437)	370 (416)	222 (277)	84 (107)	0 (0)	NS	888 (583)
Lake Trout	0.0000 (0.0000)	0 (0)	0 (0)	0 (0)	0 (0)	0 (0)	0 (0)	0 (0)	0 (0)	0 (0)	0 (0)	NS	0 (0)
Lake Whitefish	0.0000 (0.0000)	0 (0)	0 (0)	0 (0)	0 (0)	0 (0)	0 (0)	0 (0)	0 (0)	0 (0)	0 (0)	NS	0 (0)
Largemouth Bass	0.0002 (0.0012)	0 (0)	0 (0)	0 (0)	0 (0)	0 (0)	36 (75)	0 (0)	34 (70)	0 (0)	0 (0)	NS	70 (103)
Muskellunge	0.0000 (0.0000)	0 (0)	0 (0)	0 (0)	0 (0)	0 (0)	0 (0)	0 (0)	0 (0)	0 (0)	0 (0)	NS	0 (0)
Northern Pike	0.0009 (0.0023)	36 (74)	26 (53)	0 (0)	91 (198)	62 (129)	0 (0)	0 (0)	34 (70)	9 (19)	15 (33)	NS	273 (265)
Other	0.0001 (0.0055)	0 (0)	0 (0)	0 (0)	0 (0)	37 (77)	0 (0)	0 (0)	0 (0)	0 (0)	0 (0)	NS	37 (77)
Pink Salmon	0.0000 (0.0000)	0 (0)	0 (0)	0 (0)	0 (0)	0 (0)	0 (0)	0 (0)	0 (0)	0 (0)	0 (0)	NS	0 (0)
Pumpkinseed	0.0000 (0.0461)	0 (0)	0 (0)	0 (0)	0 (0)	0 (0)	0 (0)	0 (0)	0 (0)	5 (11)	0 (0)	NS	5 (11)
Rainbow Trout	0.0001 (0.0006)	0 (0)	0 (0)	0 (0)	0 (0)	0 (0)	0 (0)	1 (0)	24 (38)	5 (0)	0 (0)	NS	30 (38)
Rock Bass	0.0005 (0.0007)	0 (0)	0 (0)	0 (0)	0 (0)	36 (77)	16 (34)	54 (109)	41 (84)	24 (56)	0 (0)	NS	171 (163)
Round whitefish	0.0000 (0.0000)	0 (0)	0 (0)	0 (0)	0 (0)	0 (0)	0 (0)	0 (0)	0 (0)	0 (0)	0 (0)	NS	0 (0)
Smallmouth bass	0.0020 (0.0028)	0 (0)	0 (0)	0 (0)	0 (0)	0 (0)	14 (30)	406 (564)	180 (332)	24 (36)	0 (0)	NS	624 (656)
Walleye	0.0821 (0.0454)	197 (322)	66 (106)	441 (359)	16 (26)	357 (355)	16 (0)	13,989 (9,628)	10,011 (4,454)	812 (615)	22 (33)	NS	25,927 (10,636)
White bass	0.0000 (0.0000)	0 (0)	0 (0)	0 (0)	0 (0)	0 (0)	0 (0)	0 (0)	0 (0)	0 (0)	0 (0)	NS	0 (0)
White perch	0.0000 (0.0000)	0 (0)	0 (0)	0 (0)	0 (0)	0 (0)	0 (0)	0 (0)	0 (0)	0 (0)	0 (0)	NS	0 (0)
Yellow perch	0.8194 (0.2773)	20,389 (19,103)	7,499 (5,795)	2,788 (3,727)	13,416 (12,904)	802 (888)	3,128 (2,924)	103,008 (53,511)	44,541 (21,558)	36,598 (16,935)	26,690 (19,129)	NS	258,859 (64,946)
Angler Hrs		11,642 (5,216)	8,597 (3,559)	5,964 (2,369)	11,372 (6,818)	18,522 (9,024)	19,392 (8,807)	137,268 (57,196)	69,868 (24,646)	24,138 (8,894)	9,141 (5,091)	NS	315,904 (131,620)
Angler Trips		4,311 (2,048)	2,852 (1,243)	1,684 (685)	2,632 (1,527)	5,507 (2,860)	4,749 (2,318)	28,072 (11,901)	15,854 (5,708)	5,066 (1,881)	2,300 (1,185)	NS	73,027 (43,815)
Angler Days		3,951 (1,912)	2,646 (1,172)	1,619 (666)	2,430 (1,463)	4,647 (2,512)	4,352 (2,162)	26,553 (11,180)	15,076 (5,470)	4,498 (1,685)	1,935 (1,046)	NS	67,707 (42,017)

Table B.55.–Saganing Creek to mouth of Saginaw River (Site 260) for 1993. “NS” means not sampled.

Species	Harvest per hr	Jan	Feb	Mar	Apr	May	Jun	Jul	Aug	Sep	Oct	Nov	Season
Brown Trout	0.0000 (0.0000)	0 (0)	0 (0)	0 (0)	0 (0)	0 (0)	0 (0)	0 (0)	0 (0)	0 (0)	0 (0)	NS	0 (0)
Channel Catfish	0.1050 (0.0441)	0 (0)	0 (0)	0 (0)	0 (0)	580 (456)	735 (658)	4,301 (5,027)	15,167 (14,289)	367 (564)	29 (68)	NS	21,179 (15,170)
Chinook Salmon	0.0000 (0.0000)	0 (0)	0 (0)	0 (0)	0 (0)	0 (0)	0 (0)	0 (0)	0 (0)	0 (0)	0 (0)	NS	0 (0)
Coho Salmon	0.0000 (0.0000)	0 (0)	0 (0)	0 (0)	0 (0)	0 (0)	0 (0)	0 (0)	0 (0)	0 (0)	0 (0)	NS	0 (0)
Freshwater Drum	0.0019 (0.0019)	0 (0)	0 (0)	0 (0)	0 (0)	456 (478)	243 (292)	213 (262)	100 (207)	0 (0)	0 (0)	NS	1,012 (595)
Lake Trout	0.0000 (0.0000)	0 (0)	0 (0)	0 (0)	0 (0)	0 (0)	0 (0)	0 (0)	0 (0)	0 (0)	0 (0)	NS	0 (0)
Lake Whitefish	0.0000 (0.0000)	0 (0)	0 (0)	0 (0)	0 (0)	0 (0)	0 (0)	0 (0)	0 (0)	0 (0)	0 (0)	NS	0 (0)
Largemouth Bass	0.0018 (0.0240)	0 (0)	0 (0)	0 (0)	0 (0)	278 (403)	213 (340)	0 (0)	0 (0)	462 (1,009)	0 (0)	NS	953 (1,120)
Muskellunge	0.0000 (0.0000)	0 (0)	0 (0)	0 (0)	0 (0)	0 (0)	0 (0)	0 (0)	0 (0)	0 (0)	0 (0)	NS	0 (0)
Northern Pike	0.0004 (0.0015)	131 (266)	0 (0)	0 (0)	4 (9)	9 (19)	0 (0)	65 (132)	0 (0)	0 (0)	10 (21)	NS	219 (298)
Other	0.0004 (0.0019)	0 (0)	33 (53)	137 (214)	0 (0)	2 (5)	17 (36)	0 (0)	0 (0)	0 (0)	29 (68)	NS	218 (234)
Pink Salmon	0.0000 (0.0000)	0 (0)	0 (0)	0 (0)	0 (0)	0 (0)	0 (0)	0 (0)	0 (0)	0 (0)	0 (0)	NS	0 (0)
Pumpkinseed	0.0003 (0.0100)	0 (0)	0 (0)	0 (0)	104 (190)	0 (0)	14 (31)	0 (0)	0 (0)	0 (0)	46 (98)	NS	164 (210)
Rainbow Trout	0.0000 (0.0000)	0 (0)	0 (0)	0 (0)	0 (0)	0 (0)	0 (0)	0 (0)	0 (0)	0 (0)	0 (0)	NS	0 (0)
Rock Bass	0.0000 (0.0000)	0 (0)	0 (0)	0 (0)	0 (0)	0 (0)	0 (0)	0 (0)	0 (0)	0 (0)	0 (0)	NS	0 (0)
Round whitefish	0.0000 (0.0000)	0 (0)	0 (0)	0 (0)	0 (0)	0 (0)	0 (0)	0 (0)	0 (0)	0 (0)	0 (0)	NS	0 (0)
Smallmouth bass	0.0003 (0.1049)	0 (0)	0 (0)	0 (0)	0 (0)	0 (0)	164 (334)	0 (0)	0 (0)	0 (0)	0 (0)	NS	164 (334)
Walleye	0.0815 (0.0221)	681 (523)	3,957 (2,695)	6,228 (3,346)	1,251 (1,037)	839 (583)	3,426 (3,313)	15,989 (5,936)	9,488 (5,055)	678 (544)	445 (706)	NS	42,982 (9,418)
White bass	0.0053 (0.0069)	0 (0)	0 (0)	0 (0)	5 (10)	786 (619)	925 (1,160)	887 (720)	0 (0)	0 (0)	176 (295)	NS	2,779 (1,528)
White perch	0.0000 (0.0021)	0 (0)	0 (0)	0 (0)	0 (0)	25 (38)	0 (0)	0 (0)	0 (0)	0 (0)	0 (0)	NS	25 (38)
Yellow perch	0.7308 (0.1876)	86,195 (37,470)	17,302 (9,473)	22,279 (15,679)	7,417 (8,881)	1,430 (1,305)	3,554 (2,700)	70,727 (33,742)	65,100 (36,257)	46,500 (28,178)	64,890 (36,253)	NS	385,394 (74,850)
Angler Hrs		47,871 (15,698)	52,531 (17,263)	41,673 (15,632)	10,942 (6,210)	19,399 (8,514)	37,507 (23,460)	168,057 (50,928)	108,939 (41,422)	26,181 (15,472)	14,292 (7,068)	NS	527,392 (201,667)
Angler Trips		12,781 (4,112)	11,227 (3,646)	8,377 (3,337)	3,322 (1,941)	4,299 (2,039)	9,178 (5,536)	30,566 (9,449)	18,426 (7,032)	5,792 (3,437)	3,586 (2,026)	NS	107,554 (84,322)
Angler Days		10,736 (3,545)	10,395 (3,407)	7,303 (2,897)	3,309 (1,938)	3,924 (1,835)	8,505 (5,126)	29,347 (9,116)	17,758 (6,805)	5,544 (3,270)	3,391 (1,920)	NS	100,212 (82,875)

Table B.56.–Essexville to mouth of Saginaw River (Site 356) for 1993. “NS” means not sampled.

Species	Harvest per hr	Jan	Feb	Mar	Apr	May	Jun	Jul	Aug	Sep	Oct	Nov	Season
Brown Trout	0.0000 (0.0000)	NS	NS	NS	0 (0)	0 (0)	0 (0)	0 (0)	0 (0)	0 (0)	0 (0)	NS	0 (0)
Channel Catfish	0.1771 (0.0891)	NS	NS	NS	236 (432)	623 (514)	1,304 (922)	6,233 (4,109)	6,490 (4,516)	596 (510)	0 (0)	NS	15,482 (6,232)
Chinook Salmon	0.0000 (0.0000)	NS	NS	NS	0 (0)	0 (0)	0 (0)	0 (0)	0 (0)	0 (0)	0 (0)	NS	0 (0)
Coho Salmon	0.0000 (0.0000)	NS	NS	NS	0 (0)	0 (0)	0 (0)	0 (0)	0 (0)	0 (0)	0 (0)	NS	0 (0)
Freshwater Drum	0.0087 (0.0099)	NS	NS	NS	166 (346)	326 (419)	205 (219)	30 (33)	0 (0)	37 (57)	0 (0)	NS	764 (590)
Lake Trout	0.0000 (0.0000)	NS	NS	NS	0 (0)	0 (0)	0 (0)	0 (0)	0 (0)	0 (0)	0 (0)	NS	0 (0)
Lake Whitefish	0.0000 (0.0000)	NS	NS	NS	0 (0)	0 (0)	0 (0)	0 (0)	0 (0)	0 (0)	0 (0)	NS	0 (0)
Largemouth Bass	0.0036 (0.0115)	NS	NS	NS	0 (0)	183 (375)	95 (197)	0 (0)	0 (0)	33 (45)	0 (0)	NS	311 (426)
Muskellunge	0.0000 (0.0000)	NS	NS	NS	0 (0)	0 (0)	0 (0)	0 (0)	0 (0)	0 (0)	0 (0)	NS	0 (0)
Northern Pike	0.0001 (0.0027)	NS	NS	NS	0 (0)	0 (0)	0 (0)	0 (0)	0 (0)	5 (12)	0 (0)	NS	5 (12)
Other	0.0078 (0.0299)	NS	NS	NS	63 (132)	16 (33)	567 (1,184)	0 (0)	0 (0)	37 (50)	0 (0)	NS	683 (1,193)
Pink Salmon	0.0000 (0.0000)	NS	NS	NS	0 (0)	0 (0)	0 (0)	0 (0)	0 (0)	0 (0)	0 (0)	NS	0 (0)
Pumpkinseed	0.0002 (0.0075)	NS	NS	NS	0 (0)	0 (0)	0 (0)	0 (0)	0 (0)	15 (33)	0 (0)	NS	15 (33)
Rainbow Trout	0.0008 (0.0200)	NS	NS	NS	0 (0)	0 (0)	0 (0)	0 (0)	0 (0)	0 (0)	74 (161)	NS	74 (161)
Rock Bass	0.0006 (0.0029)	NS	NS	NS	0 (0)	0 (0)	0 (0)	20 (43)	0 (0)	32 (59)	0 (0)	NS	52 (73)
Round whitefish	0.0000 (0.0000)	NS	NS	NS	0 (0)	0 (0)	0 (0)	0 (0)	0 (0)	0 (0)	0 (0)	NS	0 (0)
Smallmouth bass	0.0003 (0.0014)	NS	NS	NS	0 (0)	0 (0)	13 (26)	0 (0)	0 (0)	11 (17)	0 (0)	NS	24 (31)
Walleye	0.1039 (0.0381)	NS	NS	NS	175 (274)	2,475 (1,185)	3,892 (1,908)	1,675 (1,085)	675 (749)	58 (96)	133 (178)	NS	9,083 (2,627)
White bass	0.0336 (0.0212)	NS	NS	NS	402 (609)	954 (857)	871 (832)	204 (386)	92 (186)	413 (593)	0 (0)	NS	2,936 (1,527)
White perch	0.0216 (0.0493)	NS	NS	NS	77 (131)	9 (18)	13 (26)	25 (52)	0 (0)	217 (457)	1,546 (3,378)	NS	1,887 (3,412)
Yellow perch	0.5533 (0.2209)	NS	NS	NS	1,561 (3,065)	350 (359)	179 (277)	3,713 (2,410)	7,297 (5,928)	13,989 (9,437)	21,272 (17,902)	NS	48,361 (17,681)
Angler Hrs		NS	NS	NS	2,504 (1,564)	15,040 (5,111)	18,116 (6,818)	21,088 (7,862)	14,436 (3,827)	4,562 (2,483)	11,651 (8,039)	NS	87,397 (35,704)
Angler Trips		NS	NS	NS	547 (339)	3,355 (1,155)	3,726 (1,454)	4,384 (1,766)	2,973 (926)	794 (439)	4,282 (3,240)	NS	20,061 (10,544)
Angler Days		NS	NS	NS	544 (337)	3,078 (1,070)	3,369 (1,306)	3,903 (1,574)	2,271 (784)	794 (439)	3,493 (2,665)	NS	17,452 (9,402)

Table B.57.–Quanicassee to Sebewaing (Site 278) for 1993. “NS” means not sampled.

Species	Harvest per hr	Jan	Feb	Mar	Apr	May	Jun	Jul	Aug	Sep	Oct	Nov	Season
Brown Trout	0.0000 (0.0000)	0 (0)	0 (0)	0 (0)	0 (0)	0 (0)	0 (0)	0 (0)	0 (0)	0 (0)	0 (0)	NS	0 (0)
Channel Catfish	0.0237 (0.0205)	0 (0)	0 (0)	0 (0)	0 (0)	187 (304)	2,156 (1,347)	601 (448)	303 (568)	106 (204)	7 (17)	NS	3,360 (1,565)
Chinook Salmon	0.0000 (0.0000)	0 (0)	0 (0)	0 (0)	0 (0)	0 (0)	0 (0)	0 (0)	0 (0)	0 (0)	0 (0)	NS	0 (0)
Coho Salmon	0.0000 (0.0000)	0 (0)	0 (0)	0 (0)	0 (0)	0 (0)	0 (0)	0 (0)	0 (0)	0 (0)	0 (0)	NS	0 (0)
Freshwater Drum	0.0071 (0.0077)	0 (0)	0 (0)	0 (0)	0 (0)	11 (18)	634 (459)	221 (234)	92 (160)	42 (96)	0 (0)	NS	1,000 (548)
Lake Trout	0.0000 (0.0000)	0 (0)	0 (0)	0 (0)	0 (0)	0 (0)	0 (0)	0 (0)	0 (0)	0 (0)	0 (0)	NS	0 (0)
Lake Whitefish	0.0000 (0.0002)	0 (0)	0 (0)	6 (11)	0 (0)	0 (0)	0 (0)	0 (0)	0 (0)	0 (0)	0 (0)	NS	6 (11)
Largemouth Bass	0.0001 (0.0030)	0 (0)	0 (0)	0 (0)	0 (0)	6 (13)	0 (0)	0 (0)	0 (0)	0 (0)	2 (5)	NS	8 (14)
Muskellunge	0.0000 (0.0000)	0 (0)	0 (0)	0 (0)	0 (0)	0 (0)	0 (0)	0 (0)	0 (0)	0 (0)	0 (0)	NS	0 (0)
Northern Pike	0.0000 (0.0000)	0 (0)	0 (0)	0 (0)	0 (0)	0 (0)	0 (0)	0 (0)	0 (0)	0 (0)	0 (0)	NS	0 (0)
Other	0.0005 (0.0035)	0 (0)	0 (0)	0 (0)	16 (35)	36 (73)	25 (53)	0 (0)	0 (0)	0 (0)	0 (0)	NS	77 (97)
Pink Salmon	0.0000 (0.0000)	0 (0)	0 (0)	0 (0)	0 (0)	0 (0)	0 (0)	0 (0)	0 (0)	0 (0)	0 (0)	NS	0 (0)
Pumpkinseed	0.0001 (0.0020)	0 (0)	0 (0)	0 (0)	15 (30)	0 (0)	0 (0)	0 (0)	0 (0)	0 (0)	0 (0)	NS	15 (30)
Rainbow Trout	0.0000 (0.0018)	0 (0)	0 (0)	6 (11)	0 (0)	0 (0)	0 (0)	0 (0)	0 (0)	0 (0)	0 (0)	NS	6 (11)
Rock Bass	0.0000 (0.0000)	0 (0)	0 (0)	0 (0)	0 (0)	0 (0)	0 (0)	0 (0)	0 (0)	0 (0)	0 (0)	NS	0 (0)
Round whitefish	0.0000 (0.0000)	0 (0)	0 (0)	0 (0)	0 (0)	0 (0)	0 (0)	0 (0)	0 (0)	0 (0)	0 (0)	NS	0 (0)
Smallmouth bass	0.0000 (0.0155)	0 (0)	0 (0)	0 (0)	0 (0)	6 (13)	0 (0)	0 (0)	0 (0)	0 (0)	0 (0)	NS	6 (13)
Walleye	0.0795 (0.0384)	575 (688)	1,164 (533)	313 (175)	0 (0)	0 (0)	121 (111)	5,715 (3,223)	3,168 (1,773)	207 (321)	0 (0)	NS	11,263 (3,769)
White bass	0.0026 (0.0087)	0 (0)	0 (0)	0 (0)	0 (0)	76 (157)	0 (0)	298 (378)	0 (0)	0 (0)	0 (0)	NS	374 (409)
White perch	0.0003 (0.0007)	0 (0)	0 (0)	14 (29)	0 (0)	0 (0)	0 (0)	14 (30)	9 (20)	0 (0)	0 (0)	NS	37 (46)
Yellow perch	0.3767 (0.1985)	4,328 (4,695)	400 (504)	1,331 (1,170)	13,885 (12,209)	9 (17)	79 (119)	1,088 (967)	2,210 (1,933)	2,461 (2,731)	27,564 (26,545)	NS	53,355 (25,374)
Angler Hrs		21,352 (10,704)	9,610 (3,748)	6,178 (2,749)	15,280 (9,015)	4,576 (2,319)	10,136 (4,555)	46,423 (20,033)	19,291 (8,877)	2,908 (2,328)	5,868 (5,359)	NS	141,622 (69,687)
Angler Trips		5,302 (2,916)	1,854 (751)	1,078 (488)	5,057 (3,188)	1,728 (1,004)	2,113 (952)	9,462 (4,074)	3,542 (1,629)	661 (533)	2,966 (2,854)	NS	33,763 (37,262)
Angler Days		5,995 (3,186)	2,057 (833)	1,282 (597)	7,474 (4,692)	1,209 (735)	1,915 (870)	9,025 (3,909)	3,511 (1,614)	608 (496)	2,415 (2,311)	NS	35,491 (36,151)

Table B.58.–Sebewaing to Sand Point (Site 288) for 1993. “NS” means not sampled.

Species	Harvest per hr	Jan	Feb	Mar	Apr	May	Jun	Jul	Aug	Sep	Oct	Nov	Season
Brown Trout	0.0000 (0.0000)	0 (0)	0 (0)	0 (0)	0 (0)	0 (0)	0 (0)	0 (0)	0 (0)	0 (0)	0 (0)	NS	0 (0)
Channel Catfish	0.0517 (0.0446)	0 (0)	0 (0)	1 (2)	0 (0)	4,313 (3,838)	5,329 (4,360)	1,626 (1,550)	720 (1,175)	14 (24)	0 (0)	NS	12,003 (5,945)
Chinook Salmon	0.0000 (0.0000)	0 (0)	0 (0)	0 (0)	0 (0)	0 (0)	0 (0)	0 (0)	0 (0)	0 (0)	0 (0)	NS	0 (0)
Coho Salmon	0.0000 (0.0000)	0 (0)	0 (0)	0 (0)	0 (0)	0 (0)	0 (0)	0 (0)	0 (0)	0 (0)	0 (0)	NS	0 (0)
Freshwater Drum	0.0073 (0.0080)	0 (0)	0 (0)	0 (0)	0 (0)	388 (400)	680 (824)	437 (340)	143 (156)	51 (73)	0 (0)	NS	1,699 (984)
Lake Trout	0.0000 (0.0000)	0 (0)	0 (0)	0 (0)	0 (0)	0 (0)	0 (0)	0 (0)	0 (0)	0 (0)	0 (0)	NS	0 (0)
Lake Whitefish	0.0000 (0.0000)	0 (0)	0 (0)	0 (0)	0 (0)	0 (0)	0 (0)	0 (0)	0 (0)	0 (0)	0 (0)	NS	0 (0)
Largemouth Bass	0.0005 (0.0149)	0 (0)	0 (0)	0 (0)	0 (0)	104 (219)	1 (2)	0 (0)	0 (0)	0 (0)	0 (0)	NS	105 (207)
Muskellunge	0.0000 (0.0000)	0 (0)	0 (0)	0 (0)	0 (0)	0 (0)	0 (0)	0 (0)	0 (0)	0 (0)	0 (0)	NS	0 (0)
Northern Pike	0.0000 (0.0000)	0 (0)	0 (0)	0 (0)	0 (0)	0 (0)	0 (0)	0 (0)	0 (0)	0 (0)	0 (0)	NS	0 (0)
Other	0.0004 (0.0035)	0 (0)	0 (0)	0 (0)	0 (0)	76 (145)	12 (24)	0 (0)	0 (0)	0 (0)	0 (0)	NS	88 (0)
Pink Salmon	0.0000 (0.0000)	0 (0)	0 (0)	0 (0)	0 (0)	0 (0)	0 (0)	0 (0)	0 (0)	0 (0)	0 (0)	NS	0 (0)
Pumpkinseed	0.0000 (0.0000)	0 (0)	0 (0)	0 (0)	0 (0)	0 (0)	0 (0)	0 (0)	0 (0)	0 (0)	0 (0)	NS	0 (0)
Rainbow Trout	0.0000 (0.0000)	0 (0)	0 (0)	0 (0)	0 (0)	0 (0)	0 (0)	0 (0)	0 (0)	0 (0)	0 (0)	NS	0 (0)
Rock Bass	0.0012 (0.0068)	0 (0)	0 (0)	0 (0)	0 (0)	38 (80)	237 (421)	14 (28)	0 (0)	0 (0)	0 (0)	NS	289 (429)
Round whitefish	0.0000 (0.0000)	0 (0)	0 (0)	0 (0)	0 (0)	0 (0)	0 (0)	0 (0)	0 (0)	0 (0)	0 (0)	NS	0 (0)
Smallmouth bass	0.0019 (0.0052)	0 (0)	0 (0)	0 (0)	0 (0)	326 (691)	50 (105)	48 (71)	9 (20)	11 (24)	0 (0)	NS	444 (691)
Walleye	0.0973 (0.0570)	17 (35)	14 (29)	135 (125)	0 (0)	0 (0)	43 (65)	7,190 (3,172)	14,962 (8,113)	216 (241)	2 (5)	NS	22,579 (8,716)
White bass	0.0005 (0.0034)	13 (27)	12 (26)	0 (0)	0 (0)	0 (0)	87 (179)	0 (0)	0 (0)	0 (0)	0 (0)	NS	112 (183)
White perch	0.0009 (0.0043)	0 (0)	0 (0)	0 (0)	8 (16)	0 (0)	161 (326)	0 (0)	24 (52)	16 (39)	0 (0)	NS	209 (333)
Yellow perch	0.8924 (0.2244)	86,223 (34,829)	32,543 (25,695)	17,903 (7,455)	42,554 (21,870)	2,074 (4,003)	1,453 (1,786)	9,124 (7,937)	3,858 (5,328)	3,122 (3,399)	8,264 (10,740)	NS	207,118 (41,207)
Angler Hrs		47,702 (14,156)	18,578 (5,511)	10,260 (3,663)	16,293 (6,901)	13,491 (6,669)	18,531 (7,128)	43,833 (14,375)	56,276 (27,733)	4,082 (3,834)	3,040 (3,575)	NS	232,086 (93,545)
Angler Trips		10,617 (3,228)	3,709 (1,235)	1,992 (716)	5,848 (2,575)	3,897 (1,907)	3,473 (1,433)	8,843 (2,916)	11,048 (5,464)	837 (798)	2,002 (2,413)	NS	52,266 (45,162)
Angler Days		11,715 (3,595)	4,207 (1,297)	2,313 (831)	8,454 (3,649)	3,186 (1,606)	3,038 (1,276)	8,545 (2,832)	10,559 (5,235)	812 (767)	1,608 (1,923)	NS	54,437 (43,870)

Table B.59.–Sand Point to Port Austin (site 236) for 1993. “NS” means not sampled.

Species	Harvest per hr	Jan	Feb	Mar	Apr	May	Jun	Jul	Aug	Sep	Oct	Nov	Season
Brown Trout	0.0011 (0.0015)	0 (0)	2 (5)	0 (0)	34 (40)	136 (251)	0 (0)	24 (51)	56 (95)	31 (45)	0 (0)	NS	283 (275)
Channel Catfish	0.0077 (0.0054)	0 (0)	0 (0)	0 (0)	20 (40)	22 (49)	773 (850)	860 (854)	192 (197)	50 (103)	0 (0)	NS	1,917 (1,141)
Chinook Salmon	0.0072 (0.0044)	0 (0)	0 (0)	0 (0)	0 (0)	0 (0)	119 (188)	199 (216)	427 (612)	862 (573)	174 (106)	NS	1,781 (784)
Coho Salmon	0.0000 (0.0000)	0 (0)	0 (0)	0 (0)	0 (0)	0 (0)	0 (0)	0 (0)	0 (0)	0 (0)	0 (0)	NS	0 (0)
Freshwater Drum	0.0027 (0.0026)	0 (0)	0 (0)	0 (0)	10 (20)	18 (40)	21 (45)	273 (286)	212 (198)	146 (271)	0 (0)	NS	680 (445)
Lake Trout	0.0023 (0.0027)	0 (0)	0 (0)	0 (0)	0 (0)	59 (98)	300 (401)	169 (308)	20 (41)	20 (41)	0 (0)	NS	568 (518)
Lake Whitefish	0.0000 (0.0000)	0 (0)	0 (0)	0 (0)	0 (0)	0 (0)	0 (0)	0 (0)	0 (0)	0 (0)	0 (0)	NS	0 (0)
Largemouth Bass	0.0000 (0.0000)	0 (0)	0 (0)	0 (0)	0 (0)	0 (0)	0 (0)	0 (0)	0 (0)	0 (0)	0 (0)	NS	0 (0)
Muskellunge	0.0000 (0.0000)	0 (0)	0 (0)	0 (0)	0 (0)	0 (0)	0 (0)	0 (0)	0 (0)	0 (0)	0 (0)	NS	0 (0)
Northern Pike	0.0000 (0.0000)	0 (0)	0 (0)	0 (0)	0 (0)	0 (0)	0 (0)	0 (0)	0 (0)	0 (0)	0 (0)	NS	0 (0)
Other	0.0000 (0.0051)	0 (0)	3 (6)	0 (0)	0 (0)	0 (0)	0 (0)	0 (0)	0 (0)	0 (0)	0 (0)	NS	3 (6)
Pink Salmon	0.0005 (0.0015)	0 (0)	0 (0)	0 (0)	0 (0)	30 (65)	0 (0)	59 (122)	0 (0)	47 (74)	0 (0)	NS	136 (157)
Pumpkinseed	0.0000 (0.0000)	0 (0)	0 (0)	0 (0)	0 (0)	0 (0)	0 (0)	0 (0)	0 (0)	0 (0)	0 (0)	NS	0 (0)
Rainbow Trout	0.0011 (0.0018)	0 (0)	0 (0)	0 (0)	0 (0)	0 (0)	0 (0)	134 (247)	76 (77)	70 (104)	0 (0)	NS	280 (279)
Rock Bass	0.0006 (0.0256)	0 (0)	0 (0)	0 (0)	0 (0)	0 (0)	0 (0)	114 (232)	0 (0)	0 (0)	30 (61)	NS	144 (240)
Round whitefish	0.0000 (0.0000)	0 (0)	0 (0)	0 (0)	0 (0)	0 (0)	0 (0)	0 (0)	0 (0)	0 (0)	0 (0)	NS	0 (0)
Smallmouth bass	0.0007 (0.0011)	0 (0)	0 (0)	0 (0)	0 (0)	0 (0)	85 (181)	48 (72)	19 (39)	16 (32)	0 (0)	NS	168 (201)
Walleye	0.0997 (0.0432)	0 (0)	2 (4)	2 (3)	0 (0)	16 (36)	145 (261)	12,333 (5,135)	12,053 (5,181)	218 (279)	0 (0)	NS	24,769 (7,301)
White bass	0.0001 (0.0004)	0 (0)	0 (0)	0 (0)	0 (0)	0 (0)	0 (0)	18 (37)	0 (0)	0 (0)	0 (0)	NS	18 (37)
White perch	0.0001 (0.0004)	0 (0)	6 (13)	1 (3)	0 (0)	8 (19)	0 (0)	14 (29)	0 (0)	0 (0)	0 (0)	NS	29 (37)
Yellow perch	0.2980 (0.1041)	1,408 (778)	3,479 (2,908)	226 (238)	8,613 (3,988)	4,615 (4,754)	12,630 (13,604)	21,593 (12,582)	12,343 (9,031)	2,317 (2,209)	6,769 (11,779)	NS	73,993 (22,114)
Angler Hrs		1,409 (672)	4,102 (1,867)	545 (410)	11,752 (4,274)	17,036 (10,915)	30,282 (14,458)	89,293 (33,105)	70,211 (27,606)	17,873 (7,038)	5,827 (3,489)	NS	248,330 (103,834)
Angler Trips		405 (190)	359 (227)	126 (95)	3,552 (1,299)	5,532 (3,738)	9,239 (4,672)	20,625 (7,615)	14,000 (5,759)	4,526 (1,715)	1,664 (980)	NS	60,028 (31,702)
Angler Days		343 (163)	307 (196)	99 (76)	2,468 (921)	4,146 (2,962)	7,669 (4,005)	18,293 (6,951)	12,537 (5,153)	3,244 (1,254)	1,135 (707)	NS	50,241 (28,255)

Table B.60.–Saginaw Bay all sites combined for 1994. “NS” means not sampled; “–” means an estimate was incalculable due to missing data.

Species	Harvest per hr	Jan	Feb	Mar	Apr	May	Jun	Jul	Aug	Sep	Oct	Nov	Season
Brown Trout	0.0016	0	0	393	452	252	26	619	1,073	214	29	NS	3,058
	(-)	(-)	(-)	(-)	(-)	(-)	(-)	(-)	(-)	(-)	(-)		(-)
Channel Catfish	0.0094	0	0	74	115	2,173	2,617	5,319	4,632	2,570	29	NS	17,529
	(-)	(-)	(-)	(-)	(-)	(-)	(-)	(-)	(-)	(-)	(-)		(-)
Chinook Salmon	0.0012	0	0	0	0	131	417	77	201	1,164	196	NS	2,186
	(-)	(-)	(-)	(-)	(-)	(-)	(-)	(-)	(-)	(-)	(-)		(-)
Coho Salmon	0.0000	0	0	0	0	0	1	0	0	13	22	NS	36
	(-)	(-)	(-)	(-)	(-)	(-)	(-)	(-)	(-)	(-)	(-)		(-)
Freshwater Drum	0.0022	0	0	0	0	734	60	2,009	535	664	35	NS	4,037
	(-)	(-)	(-)	(-)	(-)	(-)	(-)	(-)	(-)	(-)	(-)		(-)
Lake Trout	0.0014	0	0	0	0	1,702	586	176	186	0	0	NS	2,650
	(-)	(-)	(-)	(-)	(-)	(-)	(-)	(-)	(-)	(-)	(-)		(-)
Lake Whitefish	0.0000	0	0	0	26	0	0	0	0	0	0	NS	26
	(-)	(-)	(-)	(-)	(-)	(-)	(-)	(-)	(-)	(-)	(-)		(-)
Largemouth Bass	0.0010	0	0	0	0	281	978	54	624	0	0	NS	1,937
	(-)	(-)	(-)	(-)	(-)	(-)	(-)	(-)	(-)	(-)	(-)		(-)
Muskellunge	0.0000	0	0	0	0	0	0	0	0	0	0	NS	0
	(-)	(-)	(-)	(-)	(-)	(-)	(-)	(-)	(-)	(-)	(-)		(-)
Northern Pike	0.0007	792	226	0	18	56	22	97	69	0	0	NS	1,280
	(-)	(-)	(-)	(-)	(-)	(-)	(-)	(-)	(-)	(-)	(-)		(-)
Other	0.0025	0	0	0	601	535	3,083	446	0	0	25	NS	4,690
	(-)	(-)	(-)	(-)	(-)	(-)	(-)	(-)	(-)	(-)	(-)		(-)
Pink Salmon	0.0000	0	0	0	0	0	0	0	82	0	0	NS	82
	(-)	(-)	(-)	(-)	(-)	(-)	(-)	(-)	(-)	(-)	(-)		(-)
Pumpkinseed	0.0001	0	0	0	28	90	0	40	0	0	0	NS	158
	(-)	(-)	(-)	(-)	(-)	(-)	(-)	(-)	(-)	(-)	(-)		(-)
Rainbow Trout	0.0006	19	0	14	145	80	375	225	136	0	41	NS	1,035
	(-)	(-)	(-)	(-)	(-)	(-)	(-)	(-)	(-)	(-)	(-)		(-)
Rock Bass	0.0003	0	0	0	147	191	180	99	0	0	32	NS	649
	(-)	(-)	(-)	(-)	(-)	(-)	(-)	(-)	(-)	(-)	(-)		(-)
Round whitefish	0.0002	28	296	0	0	0	0	0	0	0	0	NS	324
	(-)	(-)	(-)	(-)	(-)	(-)	(-)	(-)	(-)	(-)	(-)		(-)
Smallmouth bass	0.0010	0	0	0	0	414	68	840	484	29	102	NS	1,937
	(-)	(-)	(-)	(-)	(-)	(-)	(-)	(-)	(-)	(-)	(-)		(-)
Walleye	0.0469	4,751	7,705	7,141	729	4,166	3,005	39,120	19,554	1,120	483	NS	87,774
	(-)	(-)	(-)	(-)	(-)	(-)	(-)	(-)	(-)	(-)	(-)		(-)
White bass	0.0013	0	1	77	33	1,942	185	216	0	0	0	NS	2,454
	(-)	(-)	(-)	(-)	(-)	(-)	(-)	(-)	(-)	(-)	(-)		(-)
White perch	0.0011	364	0	40	172	617	0	344	90	253	151	NS	2,031
	(-)	(-)	(-)	(-)	(-)	(-)	(-)	(-)	(-)	(-)	(-)		(-)
Yellow perch	1.0932	357,442	143,756	111,207	262,648	21,979	42,757	104,678	349,103	548,840	104,837	NS	2,047,247
	(-)	(-)	(-)	(-)	(-)	(-)	(-)	(-)	(-)	(-)	(-)		(-)
Angler Hrs		233,246	143,988	100,712	137,959	111,051	124,937	357,531	373,491	235,269	54,444	NS	1,872,628
		(-)	(-)	(-)	(-)	(-)	(-)	(-)	(-)	(-)	(-)		(-)
Angler Trips		55,592	29,790	22,933	70,579	29,455	31,659	61,531	71,176	48,676	15,010	NS	436,401
		(-)	(-)	(-)	(-)	(-)	(-)	(-)	(-)	(-)	(-)		(-)
Angler Days		50,034	27,319	19,378	46,381	24,444	27,841	57,702	66,215	43,869	12,237	NS	375,420
		(-)	(-)	(-)	(-)	(-)	(-)	(-)	(-)	(-)	(-)		(-)

Table B.61.–Tawas (Site 250) for 1994. “NS” means not sampled; “-” means an estimate was incalculable.

Species	Harvest per hr	Jan	Feb	Mar	Apr	May	Jun	Jul	Aug	Sep	Oct	Nov	Season
Brown Trout	0.0222 (-)	0 (0)	0 (0)	4 (10)	205 (184)	0 (0)	26 (54)	548 (427)	842 (461)	214 (345)	29 (57)	NS	1,868 (-)
Channel Catfish	0.0013 (0.0016)	0 (0)	0 (0)	0 (0)	0 (0)	0 (0)	0 (0)	61 (76)	9 (19)	39 (81)	0 (0)	NS	109 (176)
Chinook Salmon	0.0084 (0.0047)	0 (0)	0 (0)	0 (0)	0 (0)	8 (0)	117 (143)	10 (0)	63 (71)	355 (242)	150 (160)	NS	703 (616)
Coho Salmon	0.0004 (0.0008)	0 (0)	0 (0)	0 (0)	0 (0)	0 (0)	1 (0)	0 (0)	0 (0)	13 (26)	22 (46)	NS	36 (72)
Freshwater Drum	0.0048 (0.0062)	0 (0)	0 (0)	0 (0)	0 (0)	0 (0)	0 (0)	325 (444)	40 (68)	40 (50)	0 (0)	NS	405 (562)
Lake Trout	0.0011 (0.0015)	0 (0)	0 (0)	0 (0)	0 (0)	3 (0)	91 (109)	0 (0)	0 (0)	0 (0)	0 (0)	NS	94 (109)
Lake Whitefish	0.0001 (0.0002)	0 (0)	0 (0)	0 (0)	6 (13)	0 (0)	0 (0)	0 (0)	0 (0)	0 (0)	0 (0)	NS	6 (13)
Largemouth Bass	0.0000 (0.0000)	0 (0)	0 (0)	0 (0)	0 (0)	0 (0)	0 (0)	0 (0)	0 (0)	0 (0)	0 (0)	NS	0 (0)
Muskellunge	0.0000 (0.0000)	0 (0)	0 (0)	0 (0)	0 (0)	0 (0)	0 (0)	0 (0)	0 (0)	0 (0)	0 (0)	NS	0 (0)
Northern Pike	0.0090 (-)	375 (481)	160 (200)	0 (0)	18 (30)	42 (61)	22 (37)	97 (147)	35 (52)	0 (0)	0 (0)	NS	749 (-)
Other	0.0007 (-)	0 (0)	0 (0)	10 (23)	0 (0)	48 (102)	0 (0)	0 (0)	0 (0)	0 (0)	0 (0)	NS	58 (-)
Pink Salmon	0.0000 (0.0000)	0 (0)	0 (0)	0 (0)	0 (0)	0 (0)	0 (0)	0 (0)	0 (0)	0 (0)	0 (0)	NS	0 (0)
Pumpkinseed	0.0000 (0.0000)	0 (0)	0 (0)	0 (0)	0 (0)	0 (0)	0 (0)	0 (0)	0 (0)	0 (0)	0 (0)	NS	0 (0)
Rainbow Trout	0.0020 (0.0019)	0 (0)	0 (0)	0 (0)	32 (31)	4 (9)	21 (38)	29 (50)	54 (104)	4 (0)	41 (54)	NS	165 (286)
Rock Bass	0.0023 (0.0044)	0 (0)	0 (0)	0 (0)	0 (0)	145 (306)	49 (80)	0 (0)	0 (0)	0 (0)	0 (0)	NS	194 (386)
Round whitefish	0.0000 (0.0000)	0 (0)	0 (0)	0 (0)	0 (0)	0 (0)	0 (0)	0 (0)	0 (0)	0 (0)	0 (0)	NS	0 (0)
Smallmouth bass	0.0034 (0.0059)	0 (0)	0 (0)	0 (0)	0 (0)	0 (0)	39 (59)	249 (431)	0 (0)	0 (0)	0 (0)	NS	288 (490)
Walleye	0.0216 (-)	208 (443)	0 (0)	51 (87)	64 (69)	0 (0)	0 (0)	1,187 (738)	91 (108)	215 (416)	0 (0)	NS	1,816 (-)
White bass	0.0000 (0.0000)	0 (0)	0 (0)	0 (0)	0 (0)	0 (0)	0 (0)	0 (0)	0 (0)	0 (0)	0 (0)	NS	0 (0)
White perch	0.0000 (0.0000)	0 (0)	0 (0)	0 (0)	0 (0)	0 (0)	0 (0)	0 (0)	0 (0)	0 (0)	0 (0)	NS	0 (0)
Yellow perch	0.0111 (-)	0 (0)	0 (0)	15 (26)	1,015 (986)	906 (753)	5,380 (4,246)	1,808 (1,515)	79 (129)	31 (65)	63 (106)	NS	9,297 (-)
Angler Hrs		7,629 (2,274)	1,975 (499)	1,055 (880)	8,202 (2,496)	8,081 (3,382)	11,311 (3,979)	17,691 (5,025)	12,078 (3,828)	13,208 (4,049)	2,873 (1,052)	NS	84,103 (27,464)
Angler Trips		3,304 (1,056)	660 (178)	440 (383)	3,938 (1,244)	3,410 (1,409)	3,689 (1,291)	3,456 (954)	3,050 (1,001)	4,393 (1,268)	924 (351)	NS	27,264 (7,844)
Angler Days		2,266 (754)	564 (166)	282 (256)	2,023 (673)	2,254 (960)	2,493 (1,031)	3,158 (888)	2,414 (822)	3,055 (903)	652 (261)	NS	19,161 (6714)

Table B.62.–Au Gres (Site 255) for 1994. “NS” means not sampled; “–” means an estimate was incalculable.

Species	Harvest per hr	Jan	Feb	Mar	Apr	May	Jun	Jul	Aug	Sep	Oct	Nov	Season
Brown Trout	0.0020 (–)	0 (0)	0 (0)	385 (406)	194 (354)	151 (267)	0 (0)	0 (0)	0 (0)	0 (0)	0 (0)	NS	730 (–)
Channel Catfish	0.0036 (0.0023)	0 (0)	0 (0)	0 (0)	0 (0)	0 (0)	79 (122)	779 (526)	146 (215)	300 (326)	8 (16)	NS	1,312 (1,205)
Chinook Salmon	0.0002 (0.0003)	0 (0)	0 (0)	0 (0)	0 (0)	23 (50)	3 (0)	0 (0)	0 (0)	0 (0)	37 (82)	NS	63 (132)
Coho Salmon	0.0000 (0.0000)	0 (0)	0 (0)	0 (0)	0 (0)	0 (0)	0 (0)	0 (0)	0 (0)	0 (0)	0 (0)	NS	0 (0)
Freshwater Drum	0.0034 (0.0022)	0 (0)	0 (0)	0 (0)	0 (0)	0 (0)	16 (32)	595 (438)	211 (274)	403 (364)	17 (31)	NS	1,242 (1,139)
Lake Trout	0.0000 (0.0000)	0 (0)	0 (0)	0 (0)	0 (0)	0 (0)	0 (0)	0 (0)	0 (0)	0 (0)	0 (0)	NS	0 (0)
Lake Whitefish	0.0001 (0.0002)	0 (0)	0 (0)	0 (0)	20 (40)	0 (0)	0 (0)	0 (0)	0 (0)	0 (0)	0 (0)	NS	20 (40)
Largemouth Bass	0.0003 (0.0006)	0 (0)	0 (0)	0 (0)	0 (0)	0 (0)	0 (0)	0 (0)	99 (209)	0 (0)	0 (0)	NS	99 (209)
Muskellunge	0.0000 (0.0000)	0 (0)	0 (0)	0 (0)	0 (0)	0 (0)	0 (0)	0 (0)	0 (0)	0 (0)	0 (0)	NS	0 (0)
Northern Pike	0.0002 (–)	0 (0)	66 (135)	0 (0)	0 (0)	14 (31)	0 (0)	0 (0)	0 (0)	0 (0)	0 (0)	NS	80 (–)
Other	0.0009 (–)	0 (0)	106 (216)	80 (163)	0 (0)	70 (148)	23 (57)	36 (74)	18 (38)	0 (0)	0 (0)	NS	333 (–)
Pink Salmon	0.0000 (0.0000)	0 (0)	0 (0)	0 (0)	0 (0)	0 (0)	0 (0)	0 (0)	0 (0)	0 (0)	0 (0)	NS	0 (0)
Pumpkinseed	0.0000 (0.0000)	0 (0)	0 (0)	0 (0)	0 (0)	0 (0)	0 (0)	0 (0)	0 (0)	0 (0)	0 (0)	NS	0 (0)
Rainbow Trout	0.0000 (0.0000)	0 (0)	0 (0)	0 (0)	0 (0)	0 (0)	0 (0)	0 (0)	0 (0)	0 (0)	0 (0)	NS	0 (0)
Rock Bass	0.0004 (0.0006)	0 (0)	0 (0)	0 (0)	56 (117)	0 (0)	0 (0)	99 (124)	0 (0)	0 (0)	0 (0)	NS	155 (241)
Round whitefish	0.0000 (0.0000)	0 (0)	0 (0)	0 (0)	0 (0)	0 (0)	0 (0)	0 (0)	0 (0)	0 (0)	0 (0)	NS	0 (0)
Smallmouth bass	0.0022 (0.0020)	0 (0)	0 (0)	0 (0)	0 (0)	0 (0)	28 (57)	583 (588)	46 (94)	29 (61)	102 (164)	NS	788 (964)
Walleye	0.0312 (–)	162 (201)	66 (100)	437 (447)	35 (60)	0 (0)	69 (92)	8,866 (3,962)	1,495 (653)	172 (186)	54 (52)	NS	11,356 (–)
White bass	0.0001 (0.0003)	0 (0)	0 (0)	0 (0)	0 (0)	0 (0)	0 (0)	50 (76)	0 (0)	0 (0)	0 (0)	NS	50 (76)
White perch	0.0007 (0.0010)	0 (0)	0 (0)	0 (0)	0 (0)	0 (0)	0 (0)	0 (0)	0 (0)	131 (229)	128 (222)	NS	259 (451)
Yellow perch	1.2871 (–)	20,158 (11,466)	27,302 (12,460)	36,997 (28,943)	52,661 (55,104)	2,103 (3,080)	18,488 (18,906)	37,740 (20,088)	64,930 (32,354)	183,549 (92,443)	24,058 (12,197)	NS	467,986 (–)
Angler Hrs		15,022 (3,841)	13,672 (2,997)	22,400 (7,624)	39,247 (17,077)	14,961 (7,908)	25,815 (11,760)	84,581 (33,669)	72,379 (28,228)	63,281 (31,037)	12,229 (6,470)	NS	363,587 (150,611)
Angler Trips		5,230 (1,307)	3,680 (880)	6,865 (2,331)	25,616 (13,597)	4,187 (2,053)	6,307 (3,129)	14,056 (5,639)	14,718 (6,037)	12,281 (6,016)	2,525 (1,462)	NS	95,465 (42,451)
Angler Days		4,245 (1,129)	2,993 (763)	4,947 (1,663)	13,688 (6,956)	2,982 (1,595)	5,429 (2,738)	12,632 (5,102)	12,718 (5,112)	11,063 (5,406)	2,279 (1,285)	NS	72,976 (31,749)

Table B.63.–Saganing Creek to mouth of Saginaw River (Site 260) for 1994. “NS” means not sampled; “–” means an estimate was incalculable.

Species	Harvest per hr	Jan	Feb	Mar	Apr	May	Jun	Jul	Aug	Sep	Oct	Nov	Season
Brown Trout	0.0000 (0.0000)	0 (0)	0 (0)	4 (9)	0 (0)	0 (0)	0 (0)	0 (0)	0 (0)	0 (0)	0 (0)	NS	4 (9)
Channel Catfish	0.0112 (–)	0 (0)	0 (0)	27 (55)	0 (0)	253 (460)	148 (185)	718 (992)	2,454 (3,432)	2,115 (2,665)	0 (0)	NS	5,715 (–)
Chinook Salmon	0.0000 (0.0000)	0 (0)	0 (0)	0 (0)	0 (0)	0 (0)	0 (0)	0 (0)	0 (0)	0 (0)	0 (0)	NS	0 (0)
Coho Salmon	0.0000 (0.0000)	0 (0)	0 (0)	0 (0)	0 (0)	0 (0)	0 (0)	0 (0)	0 (0)	0 (0)	0 (0)	NS	0 (0)
Freshwater Drum	0.0004 (0.0008)	0 (0)	0 (0)	0 (0)	0 (0)	0 (0)	0 (0)	0 (0)	85 (174)	90 (189)	18 (38)	NS	193 (401)
Lake Trout	0.0000 (0.0000)	0 (0)	0 (0)	0 (0)	0 (0)	0 (0)	0 (0)	0 (0)	0 (0)	0 (0)	0 (0)	NS	0 (0)
Lake Whitefish	0.0000 (0.0000)	0 (0)	0 (0)	0 (0)	0 (0)	0 (0)	0 (0)	0 (0)	0 (0)	0 (0)	0 (0)	NS	0 (0)
Largemouth Bass	0.0031 (0.0041)	0 (0)	0 (0)	0 (0)	0 (0)	89 (193)	938 (978)	0 (0)	525 (934)	0 (0)	0 (0)	NS	1,552 (2105)
Muskellunge	0.0000 (0.0000)	0 (0)	0 (0)	0 (0)	0 (0)	0 (0)	0 (0)	0 (0)	0 (0)	0 (0)	0 (0)	NS	0 (0)
Northern Pike	0.0003 (–)	96 (209)	0 (0)	0 (0)	0 (0)	0 (0)	0 (0)	0 (0)	34 (70)	0 (0)	0 (0)	NS	130 (–)
Other	0.0003 (–)	0 (0)	130 (268)	28 (57)	0 (0)	0 (0)	0 (0)	0 (0)	0 (0)	0 (0)	0 (0)	NS	158 (–)
Pink Salmon	0.0000 (0.0000)	0 (0)	0 (0)	0 (0)	0 (0)	0 (0)	0 (0)	0 (0)	0 (0)	0 (0)	0 (0)	NS	0 (0)
Pumpkinseed	0.0000 (0.0000)	0 (0)	0 (0)	0 (0)	0 (0)	0 (0)	0 (0)	0 (0)	0 (0)	0 (0)	0 (0)	NS	0 (0)
Rainbow Trout	0.0001 (0.0003)	19 (39)	0 (0)	9 (19)	0 (0)	0 (0)	3 (0)	0 (0)	0 (0)	0 (0)	0 (0)	NS	31 (58)
Rock Bass	0.0001 (0.0002)	0 (0)	0 (0)	0 (0)	0 (0)	0 (0)	44 (92)	0 (0)	0 (0)	0 (0)	0 (0)	NS	44 (92)
Round whitefish	0.0007 (0.0035)	28 (61)	296 (539)	0 (0)	0 (0)	0 (0)	0 (0)	0 (0)	0 (0)	0 (0)	0 (0)	NS	324 (600)
Smallmouth bass	0.0003 (0.0008)	0 (0)	0 (0)	0 (0)	0 (0)	89 (193)	0 (0)	0 (0)	68 (138)	0 (0)	0 (0)	NS	157 (331)
Walleye	0.0600 (–)	2,786 (1,453)	5,976 (5,026)	3,624 (1,610)	612 (540)	2,304 (2,008)	958 (718)	9,228 (4,751)	3,254 (2,056)	306 (460)	127 (161)	NS	29,175 (–)
White bass	0.0016 (0.0034)	0 (0)	0 (0)	0 (0)	18 (37)	622 (1,100)	132 (205)	0 (0)	0 (0)	0 (0)	0 (0)	NS	772 (1342)
White perch	0.0008 (–)	364 (778)	0 (0)	0 (0)	0 (0)	0 (0)	0 (0)	0 (0)	0 (0)	0 (0)	23 (49)	NS	387 (–)
Yellow perch	1.2283 (–)	52,404 (26,306)	6,873 (5,247)	1,419 (1,744)	5,711 (5,651)	2,728 (3,172)	8,783 (6,934)	40,865 (28,167)	191,569 (78,488)	255,764 (128,197)	40,463 (19,954)	NS	606,579 (–)
Angler Hrs		62,785 (23,089)	65,805 (16,726)	28,067 (9,797)	7,875 (3,055)	29,211 (18,057)	28,778 (13,674)	78,123 (29,252)	97,669 (30,292)	84,660 (37,061)	10,844 (4,215)	NS	493,817 (185,218)
Angler Trips		14,239 (5,153)	12,958 (3,357)	5,885 (2,056)	1,949 (764)	6,400 (3,619)	5,492 (2,599)	11,960 (4,517)	17,506 (5,433)	14,899 (6,593)	2,074 (808)	NS	93,362 (34,899)
Angler Days		13,273 (4,782)	11,951 (3,168)	5,092 (1,801)	1,949 (764)	6,400 (3,619)	5,492 (2,599)	11,960 (4,517)	17,506 (5,433)	14,899 (6,593)	2,074 (808)	NS	90,596 (34,084)

Table B.64.–Essexville to mouth of Saginaw River (Site 356) for 1994. “NS” means not sampled; “–” means an estimate was incalculable.

Species	Harvest per hr	Jan	Feb	Mar	Apr	May	Jun	Jul	Aug	Sep	Oct	Nov	Season
Brown Trout	0.0000 (0.0000)	NS	NS	0 (0)	0 (0)	0 (0)	0 (0)	0 (0)	0 (0)	0 (0)	0 (0)	NS	0 (0)
Channel Catfish	0.0403 (–)	NS	NS	47 (100)	15 (34)	594 (465)	107 (150)	380 (323)	1,701 (1,247)	41 (61)	0 (0)	NS	2,885 (–)
Chinook Salmon	0.0000 (0.0000)	NS	NS	0 (0)	0 (0)	0 (0)	0 (0)	0 (0)	0 (0)	0 (0)	0 (0)	NS	0 (0)
Coho Salmon	0.0000 (0.0000)	NS	NS	0 (0)	0 (0)	0 (0)	0 (0)	0 (0)	0 (0)	0 (0)	0 (0)	NS	0 (0)
Freshwater Drum	0.0018 (0.0021)	NS	NS	0 (0)	0 (0)	0 (0)	0 (0)	70 (107)	19 (39)	37 (77)	0 (0)	NS	126 (137)
Lake Trout	0.0000 (0.0000)	NS	NS	0 (0)	0 (0)	0 (0)	0 (0)	0 (0)	0 (0)	0 (0)	0 (0)	NS	0 (0)
Lake Whitefish	0.0000 (0.0000)	NS	NS	0 (0)	0 (0)	0 (0)	0 (0)	0 (0)	0 (0)	0 (0)	0 (0)	NS	0 (0)
Largemouth Bass	0.0000 (0.0000)	NS	NS	0 (0)	0 (0)	0 (0)	0 (0)	0 (0)	0 (0)	0 (0)	0 (0)	NS	0 (0)
Muskellunge	0.0000 (0.0000)	NS	NS	0 (0)	0 (0)	0 (0)	0 (0)	0 (0)	0 (0)	0 (0)	0 (0)	NS	0 (0)
Northern Pike	0.0000 (0.0000)	NS	NS	0 (0)	0 (0)	0 (0)	0 (0)	0 (0)	0 (0)	0 (0)	0 (0)	NS	0 (0)
Other	0.0458 (0.0966)	NS	NS	0 (0)	35 (83)	197 (237)	3,046 (6,288)	0 (0)	0 (0)	0 (0)	0 (0)	NS	3,278 (6,293)
Pink Salmon	0.0000 (0.0000)	NS	NS	0 (0)	0 (0)	0 (0)	0 (0)	0 (0)	0 (0)	0 (0)	0 (0)	NS	0 (0)
Pumpkinseed	0.0000 (0.0000)	NS	NS	0 (0)	0 (0)	0 (0)	0 (0)	0 (0)	0 (0)	0 (0)	0 (0)	NS	0 (0)
Rainbow Trout	0.0000 (0.0000)	NS	NS	0 (0)	0 (0)	0 (0)	0 (0)	0 (0)	0 (0)	0 (0)	0 (0)	NS	0 (0)
Rock Bass	0.0000 (0.0000)	NS	NS	0 (0)	0 (0)	0 (0)	0 (0)	0 (0)	0 (0)	0 (0)	0 (0)	NS	0 (0)
Round whitefish	0.0000 (0.0000)	NS	NS	0 (0)	0 (0)	0 (0)	0 (0)	0 (0)	0 (0)	0 (0)	0 (0)	NS	0 (0)
Smallmouth bass	0.0000 (0.0000)	NS	NS	0 (0)	0 (0)	0 (0)	0 (0)	0 (0)	0 (0)	0 (0)	0 (0)	NS	0 (0)
Walleye	0.0904 (–)	NS	NS	2,884 (2,120)	0 (0)	1,848 (1,390)	1,213 (946)	140 (119)	0 (0)	91 (189)	295 (377)	NS	6,471 (–)
White bass	0.0211 (–)	NS	NS	77 (161)	15 (34)	1,320 (1,189)	30 (63)	66 (133)	0 (0)	0 (0)	0 (0)	NS	1,508 (–)
White perch	0.0091 (–)	NS	NS	32 (66)	0 (0)	617 (1,362)	0 (0)	0 (0)	0 (0)	0 (0)	0 (0)	NS	649 (–)
Yellow perch	1.3140 (–)	NS	NS	312 (510)	342 (527)	530 (780)	2,657 (2,384)	6,168 (4,351)	34,234 (21,360)	42,377 (19,666)	7,445 (7,043)	NS	94,065 (–)
Angler Hrs		NS	NS	6,215 (3,473)	2,001 (1,385)	13,343 (6,785)	11,402 (4,478)	8,342 (2,544)	13,113 (5,276)	11,847 (4,547)	5,324 (2,688)	NS	71,587 (–)
Angler Trips		NS	NS	1,289 (741)	474 (347)	2,351 (1,184)	2,211 (891)	1,355 (449)	2,388 (991)	2,062 (801)	1,234 (697)	NS	13,364 (–)
Angler Days		NS	NS	1,222 (711)	474 (347)	2,351 (1,184)	2,211 (891)	1,355 (449)	2,388 (991)	2,062 (801)	1,234 (697)	NS	13,297 (–)

Table B.65.–Quanicassee to Sebewaing (Site 278) for 1994. “NS” means not sampled; “–” means an estimate was incalculable.

Species	Harvest per hr	Jan	Feb	Mar	Apr	May	Jun	Jul	Aug	Sep	Oct	Nov	Season
Brown Trout	0.0000 (0.0000)	0 (0)	0 (0)	0 (0)	0 (0)	0 (0)	0 (0)	0 (0)	0 (0)	0 (0)	0 (0)	NS	0 (0)
Channel Catfish	0.0149 (0.0284)	0 (0)	0 (0)	0 (0)	98 (205)	0 (0)	1,406 (2,961)	1,020 (1,477)	256 (409)	0 (0)	9 (19)	NS	2,789 (5,071)
Chinook Salmon	0.0000 (0.0000)	0 (0)	0 (0)	0 (0)	0 (0)	0 (0)	0 (0)	0 (0)	0 (0)	0 (0)	0 (0)	NS	0 (0)
Coho Salmon	0.0000 (0.0000)	0 (0)	0 (0)	0 (0)	0 (0)	0 (0)	0 (0)	0 (0)	0 (0)	0 (0)	0 (0)	NS	0 (0)
Freshwater Drum	0.0030 (0.0049)	0 (0)	0 (0)	0 (0)	0 (0)	4 (8)	3 (10)	446 (527)	16 (36)	88 (186)	0 (0)	NS	557 (767)
Lake Trout	0.0000 (0.0000)	0 (0)	0 (0)	0 (0)	0 (0)	0 (0)	0 (0)	0 (0)	0 (0)	0 (0)	0 (0)	NS	0 (0)
Lake Whitefish	0.0000 (0.0000)	0 (0)	0 (0)	0 (0)	0 (0)	0 (0)	0 (0)	0 (0)	0 (0)	0 (0)	0 (0)	NS	0 (0)
Largemouth Bass	0.0000 (0.0002)	0 (0)	0 (0)	0 (0)	0 (0)	7 (16)	0 (0)	0 (0)	0 (0)	0 (0)	0 (0)	NS	7 (16)
Muskellunge	0.0000 (0.0000)	0 (0)	0 (0)	0 (0)	0 (0)	0 (0)	0 (0)	0 (0)	0 (0)	0 (0)	0 (0)	NS	0 (0)
Northern Pike	0.0000 (0.0000)	0 (0)	0 (0)	0 (0)	0 (0)	0 (0)	0 (0)	0 (0)	0 (0)	0 (0)	0 (0)	NS	0 (0)
Other	0.0031 (–)	0 (0)	159 (325)	0 (0)	368 (591)	23 (58)	0 (0)	0 (0)	0 (0)	0 (0)	25 (52)	NS	575 (–)
Pink Salmon	0.0000 (0.0000)	0 (0)	0 (0)	0 (0)	0 (0)	0 (0)	0 (0)	0 (0)	0 (0)	0 (0)	0 (0)	NS	0 (0)
Pumpkinseed	0.0002 (0.0009)	46 (98)	0 (0)	0 (0)	0 (0)	0 (0)	0 (0)	0 (0)	0 (0)	0 (0)	0 (0)	NS	46 (98)
Rainbow Trout	0.0000 (0.0002)	0 (0)	0 (0)	5 (11)	0 (0)	0 (0)	0 (0)	0 (0)	0 (0)	0 (0)	0 (0)	NS	5 (11)
Rock Bass	0.0001 (0.0002)	0 (0)	0 (0)	0 (0)	0 (0)	11 (24)	0 (0)	0 (0)	0 (0)	0 (0)	0 (0)	NS	11 (24)
Round whitefish	0.0000 (0.0000)	0 (0)	0 (0)	0 (0)	0 (0)	0 (0)	0 (0)	0 (0)	0 (0)	0 (0)	0 (0)	NS	0 (0)
Smallmouth bass	0.0000 (0.0000)	0 (0)	0 (0)	0 (0)	0 (0)	0 (0)	0 (0)	0 (0)	0 (0)	0 (0)	0 (0)	NS	0 (0)
Walleye	0.0378 (–)	1,537 (1,999)	1,632 (1,926)	121 (117)	0 (0)	0 (0)	0 (0)	1,581 (1,258)	2,224 (1,659)	0 (0)	0 (0)	NS	7,095 (–)
White bass	0.0000 (0.0000)	0 (0)	1 (2)	0 (0)	0 (0)	0 (0)	0 (0)	0 (0)	0 (0)	0 (0)	0 (0)	NS	1 (2)
White perch	0.0016 (0.0026)	0 (0)	0 (0)	0 (0)	0 (0)	0 (0)	0 (0)	149 (223)	62 (82)	88 (186)	0 (0)	NS	299 (491)
Yellow perch	0.9717 (–)	38,603 (23,680)	443 (514)	453 (473)	58,100 (35,362)	7 (16)	1,587 (3,384)	3,894 (3,201)	24,389 (20,585)	30,151 (24,079)	24,849 (12,335)	NS	182,476 (–)
Angler Hrs		40,195 (11,089)	25,681 (10,996)	2,434 (1,293)	27,479 (13,630)	324 (313)	6,383 (4,031)	21,487 (10,490)	34,106 (19,147)	17,462 (8,741)	12,244 (5,452)	NS	187,795 (85,182)
Angler Trips		8,440 (2,409)	4,658 (1,979)	509 (272)	15,129 (7,812)	297 (289)	1,661 (1,120)	4,533 (2,184)	5,891 (3,416)	4,253 (2,210)	4,194 (2,192)	NS	49,565 (23,883)
Angler Days		7,484 (2,285)	4,328 (1,902)	414 (223)	10,426 (5,419)	220 (221)	1,515 (1,101)	4,204 (2,065)	5,822 (3,359)	4,062 (2,171)	3,256 (1,568)	NS	41,731 (20,314)

Table B.66.–Sebewaing to Sand Point (Site 288) for 1994. “NS” means not sampled; “-” means an estimate was incalculable.

Species	Harvest per hr	Jan	Feb	Mar	Apr	May	Jun	Jul	Aug	Sep	Oct	Nov	Season
Brown Trout	0.0000 (0.0000)	0 (0)	0 (0)	0 (0)	0 (0)	0 (0)	0 (0)	0 (0)	0 (0)	0 (0)	0 (0)	NS	0 (0)
Channel Catfish	0.0088 (0.0141)	0 (0)	0 (0)	0 (0)	2 (5)	1,326 (1,954)	877 (1,338)	861 (825)	66 (74)	75 (116)	12 (20)	NS	3,219 (4,332)
Chinook Salmon	0.0000 (0.0000)	0 (0)	0 (0)	0 (0)	0 (0)	0 (0)	0 (0)	0 (0)	0 (0)	0 (0)	0 (0)	NS	0 (0)
Coho Salmon	0.0000 (0.0000)	0 (0)	0 (0)	0 (0)	0 (0)	0 (0)	0 (0)	0 (0)	0 (0)	0 (0)	0 (0)	NS	0 (0)
Freshwater Drum	0.0034 (0.0078)	0 (0)	0 (0)	0 (0)	0 (0)	730 (1,378)	41 (55)	348 (273)	125 (154)	6 (12)	0 (0)	NS	1,250 (1,872)
Lake Trout	0.0001 (0.0002)	0 (0)	0 (0)	0 (0)	0 (0)	0 (0)	0 (0)	0 (0)	38 (0)	0 (0)	0 (0)	NS	38 (0)
Lake Whitefish	0.0000 (0.0000)	0 (0)	0 (0)	0 (0)	0 (0)	0 (0)	0 (0)	0 (0)	0 (0)	0 (0)	0 (0)	NS	0 (0)
Largemouth Bass	0.0008 (0.0022)	0 (0)	0 (0)	0 (0)	0 (0)	185 (385)	40 (64)	54 (112)	0 (0)	0 (0)	0 (0)	NS	279 (561)
Muskellunge	0.0000 (0.0000)	0 (0)	0 (0)	0 (0)	0 (0)	0 (0)	0 (0)	0 (0)	0 (0)	0 (0)	0 (0)	NS	0 (0)
Northern Pike	0.0009 (0.0003)	321 (578)	0 (0)	0 (0)	0 (0)	0 (0)	0 (0)	0 (0)	0 (0)	0 (0)	0 (0)	NS	321 (578)
Other	0.0014 (-)	0 (0)	0 (0)	50 (67)	198 (273)	197 (440)	14 (38)	47 (101)	0 (0)	0 (0)	0 (0)	NS	506 (-)
Pink Salmon	0.0000 (0.0000)	0 (0)	0 (0)	0 (0)	0 (0)	0 (0)	0 (0)	0 (0)	0 (0)	0 (0)	0 (0)	NS	0 (0)
Pumpkinseed	0.00004 (0.0001)	0 (0)	0 (0)	0 (0)	28 (59)	90 (187)	0 (0)	40 (85)	0 (0)	0 (0)	0 (0)	NS	158 (331)
Rainbow Trout	0.0000 (0.0000)	0 (0)	0 (0)	0 (0)	0 (0)	0 (0)	0 (0)	0 (0)	0 (0)	0 (0)	0 (0)	NS	0 (0)
Rock Bass	0.0004 (0.0008)	0 (0)	0 (0)	0 (0)	0 (0)	35 (54)	87 (137)	0 (0)	0 (0)	0 (0)	32 (62)	NS	154 (253)
Round whitefish	0.0000 (0.0000)	0 (0)	0 (0)	0 (0)	0 (0)	0 (0)	0 (0)	0 (0)	0 (0)	0 (0)	0 (0)	NS	0 (0)
Smallmouth bass	0.0020 (0.0051)	0 (0)	0 (0)	0 (0)	0 (0)	325 (501)	1 (2)	8 (18)	370 (789)	0 (0)	0 (0)	NS	704 (1,310)
Walleye	0.0385 (-)	58 (121)	31 (65)	24 (34)	0 (0)	14 (29)	19 (29)	9,163 (4,890)	4,480 (2,681)	249 (288)	7 (14)	NS	14,045 (-)
White bass	0.0003 (0.0009)	0 (0)	0 (0)	0 (0)	0 (0)	0 (0)	23 (49)	100 (150)	0 (0)	0 (0)	0 (0)	NS	123 (199)
White perch	0.0012 (-)	0 (0)	0 (0)	8 (15)	170 (355)	0 (0)	0 (0)	195 (306)	28 (58)	34 (60)	0 (0)	NS	435 (-)
Yellow perch	1.5639 (-)	234,722 (83,234)	109,138 (42,746)	72,011 (23,365)	119,165 (53,523)	74 (111)	517 (677)	5,053 (5,158)	14,839 (11,386)	8,218 (8,527)	6,856 (4,376)	NS	570,647 (-)
Angler Hrs		102,788 (21,825)	36,855 (11,658)	40,541 (9,631)	36,666 (15,669)	11,270 (5,800)	16,910 (9,095)	52,190 (25,434)	52,544 (24,010)	12,139 (8,247)	2,992 (1,611)	NS	364,895 (132,980)
Angler Trips		22,971 (4,984)	7,834 (2,435)	7,945 (1,953)	15,980 (6,766)	3,376 (1,577)	3,693 (2,048)	9,329 (4,446)	11,530 (5,563)	2,565 (1,551)	1,066 (773)	NS	86,289 (32,096)
Angler Days		21,415 (4,809)	7,483 (2,361)	7,421 (1,875)	12,679 (5,399)	2,759 (1,302)	3,537 (2,008)	9,021 (4,276)	11,093 (5,361)	2,189 (1,426)	791 (555)	NS	78,388 (29,372)

Table B.67.–Sand Point to Port Austin (site 236) for 1994. “NS” means not sampled; “–” means an estimate was incalculable.

Species	Harvest per hr	Jan	Feb	Mar	Apr	May	Jun	Jul	Aug	Sep	Oct	Nov	Season
Brown Trout	0.0014 (0.0018)	0 (0)	NS	NS	53 (111)	101 (211)	0 (0)	71 (112)	231 (467)	0 (0)	0 (0)	NS	456 (901)
Channel Catfish	0.0049 (0.0080)	0 (0)	NS	NS	0 (0)	0 (0)	0 (0)	1,500 (2,369)	0 (0)	0 (0)	0 (0)	NS	1,500 (2,369)
Chinook Salmon	0.0046 (0.0041)	0 (0)	NS	NS	0 (0)	100 (188)	297 (523)	67 (141)	138 (280)	809 (1,018)	9 (20)	NS	1,420 (2,170)
Coho Salmon	0.0000 (0.0000)	0 (0)	NS	NS	0 (0)	0 (0)	0 (0)	0 (0)	0 (0)	0 (0)	0 (0)	NS	0 (0)
Freshwater Drum	0.0009 (0.0011)	0 (0)	NS	NS	0 (0)	0 (0)	0 (0)	225 (315)	39 (79)	0 (0)	0 (0)	NS	264 (394)
Lake Trout	0.0082 (0.0119)	0 (0)	NS	NS	0 (0)	1,699 (3,516)	495 (544)	176 (264)	148 (299)	0 (0)	0 (0)	NS	2,518 (4,623)
Lake Whitefish	0.0000 (0.0000)	0 (0)	NS	NS	0 (0)	0 (0)	0 (0)	0 (0)	0 (0)	0 (0)	0 (0)	NS	0 (0)
Largemouth Bass	0.0000 (0.0000)	0 (0)	NS	NS	0 (0)	0 (0)	0 (0)	0 (0)	0 (0)	0 (0)	0 (0)	NS	0 (0)
Muskellunge	0.0000 (0.0000)	0 (0)	NS	NS	0 (0)	0 (0)	0 (0)	0 (0)	0 (0)	0 (0)	0 (0)	NS	0 (0)
Northern Pike	0.0000 (0.0000)	0 (0)	NS	NS	0 (0)	0 (0)	0 (0)	0 (0)	0 (0)	0 (0)	0 (0)	NS	0 (0)
Other	0.0012 (0.0025)	0 (0)	NS	NS	0 (0)	0 (0)	0 (0)	363 (764)	0 (0)	0 (0)	0 (0)	NS	363 (764)
Pink Salmon	0.0003 (0.0006)	0 (0)	NS	NS	0 (0)	0 (0)	0 (0)	0 (0)	82 (166)	0 (0)	0 (0)	NS	82 (166)
Pumpkinseed	0.0000 (0.0000)	0 (0)	NS	NS	0 (0)	0 (0)	0 (0)	0 (0)	0 (0)	0 (0)	0 (0)	NS	0 (0)
Rainbow Trout	0.0027 (0.0024)	0 (0)	NS	NS	113 (206)	76 (159)	351 (537)	196 (327)	82 (166)	3 (0)	0 (0)	NS	821 (1395)
Rock Bass	0.0003 (0.0006)	0 (0)	NS	NS	91 (192)	0 (0)	0 (0)	0 (0)	0 (0)	0 (0)	0 (0)	NS	91 (192)
Round whitefish	0.0000 (0.0000)	0 (0)	NS	NS	0 (0)	0 (0)	0 (0)	0 (0)	0 (0)	0 (0)	0 (0)	NS	0 (0)
Smallmouth bass	0.0000 (0.0000)	0 (0)	NS	NS	0 (0)	0 (0)	0 (0)	0 (0)	0 (0)	0 (0)	0 (0)	NS	0 (0)
Walleye	0.0581 (0.0269)	0 (0)	NS	NS	18 (37)	0 (0)	746 (1,377)	8,955 (5,507)	8,010 (4,712)	87 (176)	0 (0)	NS	17,816 (11,809)
White bass	0.0000 (0.0000)	0 (0)	NS	NS	0 (0)	0 (0)	0 (0)	0 (0)	0 (0)	0 (0)	0 (0)	NS	0 (0)
White perch	0.0000 (0.0000)	0 (0)	NS	NS	2 (4)	0 (0)	0 (0)	0 (0)	0 (0)	0 (0)	0 (0)	NS	2 (4)
Yellow perch	0.3821 (–)	11,555 (15,490)	NS	NS	25,654 (11,563)	15,631 (23,632)	5,345 (6,872)	9,150 (9,594)	19,063 (18,006)	28,750 (25,997)	1,103 (1,242)	NS	117,251 (–)
Angler Hrs		4,827 (2,134)	NS	NS	16,489 (5,995)	33,861 (14,567)	24,338 (11,278)	95,117 (46,255)	91,602 (25,920)	32,672 (13,041)	7,938 (2,850)	NS	306,844 (122,040)
Angler Trips		1,408 (668)	NS	NS	7,493 (2,792)	9,434 (3,804)	8,606 (3,760)	16,842 (7,912)	16,093 (4,761)	8,223 (3,576)	2,993 (1,387)	NS	71,092 (28,660)
Angler Days		1,351 (653)	NS	NS	5,142 (1,950)	7,478 (3,206)	7,164 (3,482)	15,372 (7,312)	14,274 (4,447)	6,539 (3,098)	1,951 (1,079)	NS	59,271 (25,227)

TableB.68.--Saginaw Bay all sites combined for 1995. "NS" means not sampled.

Species	Harvest per hr	Jan	Feb	Mar	Apr	May	Jun	Jul	Aug	Sep	Oct	Nov	Season
Brown Trout	0.0029 (0.0022)	0 (0)	6 (12)	230 (140)	578 (610)	337 (260)	175 (162)	2,480 (1,095)	544 (375)	0 (0)	46 (81)	NS	4,396 (1,354)
Channel Catfish	0.0084 (0.0041)	0 (0)	0 (0)	0 (0)	265 (514)	2,208 (2,129)	5,413 (2,665)	3,662 (2,317)	1,124 (893)	260 (308)	0 (0)	NS	12,932 (4,262)
Chinook Salmon	0.0029 (0.0026)	0 (0)	0 (0)	0 (0)	38 (50)	760 (659)	846 (397)	1,205 (1,124)	942 (564)	644 (624)	80 (114)	NS	4,515 (1,606)
Coho Salmon	0.0000 (0.0003)	0 (0)	0 (0)	0 (0)	0 (0)	0 (0)	0 (0)	28 (60)	18 (38)	0 (0)	0 (0)	NS	46 (71)
Freshwater Drum	0.0023 (0.0020)	0 (0)	0 (0)	0 (0)	0 (0)	179 (262)	1,256 (1,134)	1,187 (1,089)	739 (622)	155 (193)	0 (0)	NS	3,516 (1,722)
Lake Trout	0.0032 (0.0040)	0 (0)	0 (0)	0 (0)	0 (0)	2,163 (2,028)	1,778 (1,115)	777 (770)	143 (100)	0 (0)	0 (0)	NS	4,861 (2,442)
Lake Whitefish	0.0000 (0.0000)	0 (0)	0 (0)	0 (0)	0 (0)	0 (0)	0 (0)	0 (0)	0 (0)	0 (0)	0 (0)	NS	0 (0)
Largemouth Bass	0.0002 (0.0032)	0 (0)	0 (0)	0 (0)	0 (0)	302 (626)	41 (86)	0 (0)	0 (0)	0 (0)	0 (0)	NS	343 (632)
Muskellunge	0.0000 (0.0000)	0 (0)	0 (0)	0 (0)	0 (0)	0 (0)	0 (0)	0 (0)	0 (0)	0 (0)	0 (0)	NS	0 (0)
Northern Pike	0.0006 (0.0005)	461 (326)	235 (190)	0 (0)	0 (0)	0 (0)	29 (60)	44 (91)	85 (114)	3 (6)	47 (81)	NS	904 (418)
Other	0.0016 (0.0051)	0 (0)	0 (0)	0 (0)	0 (0)	0 (0)	2,375 (1,852)	0 (0)	12 (25)	0 (0)	0 (0)	NS	2,387 (1,852)
Pink Salmon	0.0001 (0.0011)	0 (0)	0 (0)	0 (0)	0 (0)	0 (0)	0 (0)	31 (64)	47 (78)	0 (0)	0 (0)	NS	78 (101)
Pumpkinseed	0.0000 (0.0000)	0 (0)	0 (0)	0 (0)	0 (0)	0 (0)	0 (0)	0 (0)	0 (0)	0 (0)	0 (0)	NS	0 (0)
Rainbow Trout	0.0012 (0.0014)	0 (0)	0 (0)	28 (58)	53 (69)	256 (268)	188 (174)	1,120 (897)	229 (178)	32 (26)	0 (0)	NS	1,906 (973)
Rock Bass	0.0001 (0.0009)	26 (55)	0 (0)	0 (0)	0 (0)	3 (8)	19 (38)	121 (253)	0 (0)	0 (0)	0 (0)	NS	169 (262)
Round whitefish	0.0000 (0.0003)	0 (0)	0 (0)	0 (0)	0 (0)	0 (0)	0 (0)	0 (0)	36 (75)	0 (0)	0 (0)	NS	36 (75)
Smallmouth bass	0.0011 (0.0014)	0 (0)	0 (0)	0 (0)	0 (0)	0 (0)	973 (952)	398 (368)	239 (234)	38 (79)	0 (0)	NS	1,648 (1,050)
Walleye	0.0339 (0.0073)	44 (84)	1,465 (804)	2,585 (1,419)	579 (531)	1,177 (882)	1,508 (823)	30,738 (8,206)	12,234 (3,852)	654 (525)	877 (776)	NS	51,861 (9,352)
White bass	0.0011 (0.0045)	0 (0)	0 (0)	0 (0)	181 (231)	1,242 (1,691)	103 (178)	65 (137)	128 (263)	0 (0)	0 (0)	NS	1,719 (1,741)
White perch	0.0007 (0.0015)	0 (0)	393 (836)	0 (0)	22 (0)	33 (70)	213 (289)	233 (239)	0 (0)	21 (30)	107 (230)	NS	1,022 (948)
Yellow perch	1.0453 (0.1627)	254,750 (89,517)	383,652 (137,747)	184,185 (59,998)	169,291 (82,324)	56,712 (55,837)	41,118 (15,233)	110,338 (48,058)	156,573 (49,381)	139,263 (50,622)	104,646 (40,563)	NS	1,600,528 (222,868)
Angler Hrs		118,480 (23,173)	184,205 (30,226)	111,640 (19,315)	99,736 (7,448)	119,887 (18,888)	129,163 (19,481)	365,134 (76,463)	239,273 (35,182)	108,950 (27,465)	54,733 (12,155)	NS	1,531,201 (106,059)
Angler Trips		32,062 (6,842)	42,106 (7,641)	28,465 (6,064)	28,249 (8,776)	26,108 (4,206)	25,693 (3,981)	61,228 (12,964)	47,086 (7,119)	22,600 (5,509)	12,540 (3,003)	NS	326,137 (29,323)
Angler Days		30,269 (5,911)	41,349 (7,068)	30,277 (4,877)	29,358 (6,422)	22,988 (3,953)	23,126 (3,625)	58,241 (12,170)	44,451 (6,676)	20,546 (5,197)	11,110 (2,758)	NS	311,715 (24,277)

Table B.69.–Tawas (Site 250) for 1995. “NS” means not sampled.

Species	Harvest per hr	Jan	Feb	Mar	Apr	May	Jun	Jul	Aug	Sep	Oct	Nov	Season
Brown Trout	0.0300 (0.0146)	0 (0)	6 (12)	230 (140)	220 (175)	208 (196)	174 (162)	2,377 (1,081)	544 (375)	0 (0)	46 (81)	NS	3,805 (1,191)
Channel Catfish	0.0018 (0.0038)	0 (0)	0 (0)	0 (0)	0 (0)	0 (0)	0 (0)	193 (181)	32 (51)	0 (0)	0 (0)	NS	225 (188)
Chinook Salmon	0.0137 (0.0079)	0 (0)	0 (0)	0 (0)	17 (26)	360 (254)	479 (259)	149 (118)	300 (228)	388 (532)	48 (100)	NS	1,741 (701)
Coho Salmon	0.0000 (0.0000)	0 (0)	0 (0)	0 (0)	0 (0)	0 (0)	0 (0)	0 (0)	0 (0)	0 (0)	0 (0)	NS	0 (0)
Freshwater Drum	0.0006 (0.0013)	0 (0)	0 (0)	0 (0)	0 (0)	0 (0)	6 (11)	10 (20)	64 (76)	0 (0)	0 (0)	NS	80 (79)
Lake Trout	0.0035 (0.0090)	0 (0)	0 (0)	0 (0)	0 (0)	134 (107)	299 (173)	1 (0)	4 (0)	0 (0)	0 (0)	NS	438 (203)
Lake Whitefish	0.0000 (0.0000)	0 (0)	0 (0)	0 (0)	0 (0)	0 (0)	0 (0)	0 (0)	0 (0)	0 (0)	0 (0)	NS	0 (0)
Largemouth Bass	0.0000 (0.0000)	0 (0)	0 (0)	0 (0)	0 (0)	0 (0)	0 (0)	0 (0)	0 (0)	0 (0)	0 (0)	NS	0 (0)
Muskellunge	0.0000 (0.0000)	0 (0)	0 (0)	0 (0)	0 (0)	0 (0)	0 (0)	0 (0)	0 (0)	0 (0)	0 (0)	NS	0 (0)
Northern Pike	0.0049 (0.0090)	338 (255)	167 (182)	0 (0)	0 (0)	0 (0)	0 (0)	0 (0)	80 (114)	0 (0)	39 (80)	NS	624 (332)
Other	0.0000 (0.0000)	0 (0)	0 (0)	0 (0)	0 (0)	0 (0)	0 (0)	0 (0)	0 (0)	0 (0)	0 (0)	NS	0 (0)
Pink Salmon	0.0006 (0.0020)	0 (0)	0 (0)	0 (0)	0 (0)	0 (0)	0 (0)	31 (64)	47 (78)	0 (0)	0 (0)	NS	78 (101)
Pumpkinseed	0.0000 (0.0000)	0 (0)	0 (0)	0 (0)	0 (0)	0 (0)	0 (0)	0 (0)	0 (0)	0 (0)	0 (0)	NS	0 (0)
Rainbow Trout	0.0047 (0.0051)	0 (0)	0 (0)	0 (0)	2 (5)	56 (55)	61 (79)	385 (420)	65 (69)	23 (26)	0 (0)	NS	592 (437)
Rock Bass	0.0001 (0.0029)	0 (0)	0 (0)	0 (0)	0 (0)	0 (0)	19 (38)	0 (0)	0 (0)	0 (0)	0 (0)	NS	19 (38)
Round whitefish	0.0000 (0.0000)	0 (0)	0 (0)	0 (0)	0 (0)	0 (0)	0 (0)	0 (0)	0 (0)	0 (0)	0 (0)	NS	0 (0)
Smallmouth bass	0.0011 (0.0037)	0 (0)	0 (0)	0 (0)	0 (0)	0 (0)	116 (157)	26 (53)	0 (0)	0 (0)	0 (0)	NS	142 (166)
Walleye	0.0172 (0.0093)	44 (92)	10 (21)	163 (159)	16 (23)	21 (43)	24 (38)	1,175 (853)	698 (505)	29 (59)	0 (0)	NS	2,180 (1,006)
White bass	0.0010 (0.0136)	0 (0)	0 (0)	0 (0)	0 (0)	0 (0)	0 (0)	0 (0)	128 (263)	0 (0)	0 (0)	NS	128 (263)
White perch	0.0000 (0.0000)	0 (0)	0 (0)	0 (0)	0 (0)	0 (0)	0 (0)	0 (0)	0 (0)	0 (0)	0 (0)	NS	0 (0)
Yellow perch	0.0554 (0.0414)	85 (137)	276 (263)	365 (358)	111 (232)	23 (35)	1,885 (2,530)	2,326 (1,729)	1,313 (2,490)	635 (425)	0 (0)	NS	7,019 (3,994)
Angler Hrs		11,666 (3,723)	5,546 (1,470)	4,695 (1,743)	7,968 (3,402)	11,483 (3,319)	15,679 (4,547)	34,965 (13,550)	20,774 (6,551)	10,786 (3,339)	3,112 (1,533)	NS	126,674 (43,177)
Angler Trips		3,270 (1,253)	1,433 (459)	1,008 (413)	1,673 (777)	2,576 (830)	2,690 (807)	6,871 (2,667)	4,896 (1,604)	2,943 (865)	1,029 (513)	NS	28,389 (17,624)
Angler Days		3,700 (1,406)	1,853 (566)	1,511 (649)	2,373 (1,074)	2,242 (778)	2,398 (741)	5,609 (2,158)	4,531 (1,497)	2,470 (765)	822 (442)	NS	27,509 (16,719)

Table B.70.–Au Gres (Site 255) for 1995. “NS” means not sampled.

Species	Harvest per hr	Jan	Feb	Mar	Apr	May	Jun	Jul	Aug	Sep	Oct	Nov	Season
Brown Trout	0.0012 (0.0201)	0 (0)	0 (0)	0 (0)	358 (594)	129 (179)	1 (0)	0 (0)	0 (0)	0 (0)	0 (0)	NS	488 (618)
Channel Catfish	0.0037 (0.0038)	0 (0)	0 (0)	0 (0)	0 (0)	24 (46)	200 (222)	735 (707)	300 (371)	254 (308)	0 (0)	NS	1,513 (885)
Chinook Salmon	0.0006 (0.0026)	0 (0)	0 (0)	0 (0)	21 (43)	10 (22)	38 (78)	3 (0)	7 (0)	149 (262)	0 (0)	NS	228 (277)
Coho Salmon	0.0000 (0.0000)	0 (0)	0 (0)	0 (0)	0 (0)	0 (0)	0 (0)	0 (0)	0 (0)	0 (0)	0 (0)	NS	0 (0)
Freshwater Drum	0.0030 (0.0039)	0 (0)	0 (0)	0 (0)	0 (0)	7 (20)	18 (37)	478 (708)	569 (597)	138 (190)	0 (0)	NS	1,210 (946)
Lake Trout	0.0001 (0.0029)	0 (0)	0 (0)	0 (0)	0 (0)	33 (51)	0 (0)	0 (0)	0 (0)	0 (0)	0 (0)	NS	33 (51)
Lake Whitefish	0.0000 (0.0000)	0 (0)	0 (0)	0 (0)	0 (0)	0 (0)	0 (0)	0 (0)	0 (0)	0 (0)	0 (0)	NS	0 (0)
Largemouth Bass	0.0000 (0.0000)	0 (0)	0 (0)	0 (0)	0 (0)	0 (0)	0 (0)	0 (0)	0 (0)	0 (0)	0 (0)	NS	0 (0)
Muskellunge	0.0000 (0.0000)	0 (0)	0 (0)	0 (0)	0 (0)	0 (0)	0 (0)	0 (0)	0 (0)	0 (0)	0 (0)	NS	0 (0)
Northern Pike	0.0002 (0.0021)	0 (0)	68 (101)	0 (0)	0 (0)	0 (0)	29 (60)	0 (0)	0 (0)	0 (0)	0 (0)	NS	97 (117)
Other	0.0000 (0.0000)	0 (0)	0 (0)	0 (0)	0 (0)	0 (0)	0 (0)	0 (0)	0 (0)	0 (0)	0 (0)	NS	0 (0)
Pink Salmon	0.0000 (0.0000)	0 (0)	0 (0)	0 (0)	0 (0)	0 (0)	0 (0)	0 (0)	0 (0)	0 (0)	0 (0)	NS	0 (0)
Pumpkinseed	0.0000 (0.0000)	0 (0)	0 (0)	0 (0)	0 (0)	0 (0)	0 (0)	0 (0)	0 (0)	0 (0)	0 (0)	NS	0 (0)
Rainbow Trout	0.0002 (0.0017)	0 (0)	0 (0)	0 (0)	28 (42)	19 (40)	0 (0)	5 (0)	10 (0)	9 (0)	0 (0)	NS	71 (53)
Rock Bass	0.0000 (0.0000)	0 (0)	0 (0)	0 (0)	0 (0)	3 (8)	0 (0)	0 (0)	0 (0)	0 (0)	0 (0)	NS	3 (8)
Round whitefish	0.0000 (0.0000)	0 (0)	0 (0)	0 (0)	0 (0)	0 (0)	0 (0)	0 (0)	0 (0)	0 (0)	0 (0)	NS	0 (0)
Smallmouth bass	0.0028 (0.0040)	0 (0)	0 (0)	0 (0)	0 (0)	0 (0)	831 (937)	116 (128)	167 (179)	38 (79)	0 (0)	NS	1,152 (966)
Walleye	0.0253 (0.0121)	0 (0)	142 (230)	39 (88)	272 (236)	93 (111)	196 (206)	7,095 (3,217)	2,133 (1,626)	270 (186)	48 (84)	NS	10,288 (3,634)
White bass	0.0000 (0.0000)	0 (0)	0 (0)	0 (0)	0 (0)	0 (0)	0 (0)	0 (0)	0 (0)	0 (0)	0 (0)	NS	0 (0)
White perch	0.0003 (0.0186)	0 (0)	0 (0)	0 (0)	0 (0)	0 (0)	0 (0)	0 (0)	0 (0)	0 (0)	107 (230)	NS	107 (230)
Yellow perch	1.2853 (0.3541)	58,077 (37,718)	115,858 (91,813)	46,931 (36,914)	34,132 (42,451)	366 (377)	7,653 (4,545)	55,226 (40,895)	86,561 (39,104)	93,184 (46,011)	24,642 (19,348)	NS	522,630 (116,699)
Angler Hrs		23,229 (9,612)	41,072 (15,880)	20,226 (9,425)	29,191 (16,857)	19,180 (8,805)	29,135 (10,670)	101,333 (40,579)	73,008 (23,675)	51,900 (25,017)	18,344 (9,216)	NS	406,618 (169,736)
Angler Trips		6,061 (2,510)	12,047 (5,648)	6,012 (2,934)	7,916 (5,008)	4,025 (1,749)	5,620 (2,149)	16,362 (6,401)	14,428 (4,775)	8,998 (4,388)	2,803 (1,708)	NS	84,272 (72,944)
Angler Days		5,252 (2,283)	10,086 (4,827)	4,103 (2,151)	5,219 (3,300)	3,046 (1,394)	5,009 (1,915)	15,116 (5,979)	13,155 (4,340)	8,288 (4,086)	2,573 (1,608)	NS	71,847 (71,096)

Table B.71.–Saganing Creek to mouth of Saginaw River (Site 260) for 1995. “NS” means not sampled.

Species	Harvest per hr	Jan	Feb	Mar	Apr	May	Jun	Jul	Aug	Sep	Oct	Nov	Season
Brown Trout	0.0000 (0.0000)	0 (0)	0 (0)	0 (0)	0 (0)	0 (0)	0 (0)	0 (0)	0 (0)	0 (0)	0 (0)	NS	0 (0)
Channel Catfish	0.0088 (0.0093)	0 (0)	0 (0)	0 (0)	216 (503)	0 (0)	391 (819)	358 (521)	145 (185)	0 (0)	0 (0)	NS	1,110 (1,109)
Chinook Salmon	0.0000 (0.0000)	0 (0)	0 (0)	0 (0)	0 (0)	0 (0)	0 (0)	0 (0)	0 (0)	0 (0)	0 (0)	NS	0 (0)
Coho Salmon	0.0000 (0.0000)	0 (0)	0 (0)	0 (0)	0 (0)	0 (0)	0 (0)	0 (0)	0 (0)	0 (0)	0 (0)	NS	0 (0)
Freshwater Drum	0.0000 (0.0000)	0 (0)	0 (0)	0 (0)	0 (0)	0 (0)	0 (0)	0 (0)	0 (0)	0 (0)	0 (0)	NS	0 (0)
Lake Trout	0.0002 (0.0000)	0 (0)	0 (0)	0 (0)	0 (0)	0 (0)	0 (0)	0 (0)	54 (0)	0 (0)	0 (0)	NS	54 (0)
Lake Whitefish	0.0000 (0.0000)	0 (0)	0 (0)	0 (0)	0 (0)	0 (0)	0 (0)	0 (0)	0 (0)	0 (0)	0 (0)	NS	0 (0)
Largemouth Bass	0.0000 (0.0000)	0 (0)	0 (0)	0 (0)	0 (0)	0 (0)	0 (0)	0 (0)	0 (0)	0 (0)	0 (0)	NS	0 (0)
Muskellunge	0.0000 (0.0000)	0 (0)	0 (0)	0 (0)	0 (0)	0 (0)	0 (0)	0 (0)	0 (0)	0 (0)	0 (0)	NS	0 (0)
Northern Pike	0.0002 (0.0024)	67 (148)	0 (0)	0 (0)	0 (0)	0 (0)	0 (0)	0 (0)	0 (0)	0 (0)	0 (0)	NS	67 (129)
Other	0.0000 (0.0006)	0 (0)	0 (0)	0 (0)	0 (0)	0 (0)	0 (0)	0 (0)	12 (25)	0 (0)	0 (0)	NS	12 (25)
Pink Salmon	0.0000 (0.0000)	0 (0)	0 (0)	0 (0)	0 (0)	0 (0)	0 (0)	0 (0)	0 (0)	0 (0)	0 (0)	NS	0 (0)
Pumpkinseed	0.0000 (0.0000)	0 (0)	0 (0)	0 (0)	0 (0)	0 (0)	0 (0)	0 (0)	0 (0)	0 (0)	0 (0)	NS	0 (0)
Rainbow Trout	0.0001 (0.0023)	0 (0)	0 (0)	28 (58)	0 (0)	0 (0)	0 (0)	0 (0)	0 (0)	0 (0)	0 (0)	NS	28 (58)
Rock Bass	0.0001 (0.0014)	26 (55)	0 (0)	0 (0)	0 (0)	0 (0)	0 (0)	0 (0)	0 (0)	0 (0)	0 (0)	NS	26 (55)
Round whitefish	0.0000 (0.0000)	0 (0)	0 (0)	0 (0)	0 (0)	0 (0)	0 (0)	0 (0)	0 (0)	0 (0)	0 (0)	NS	0 (0)
Smallmouth bass	0.0000 (0.0000)	0 (0)	0 (0)	0 (0)	0 (0)	0 (0)	0 (0)	0 (0)	0 (0)	0 (0)	0 (0)	NS	0 (0)
Walleye	0.0482 (0.0255)	0 (0)	745 (782)	2,147 (1,421)	255 (473)	487 (676)	217 (284)	7,141 (4,326)	2,000 (1,348)	210 (468)	167 (337)	NS	13,369 (4,890)
White bass	0.0010 (0.0410)	0 (0)	0 (0)	0 (0)	105 (163)	183 (392)	0 (0)	0 (0)	0 (0)	0 (0)	0 (0)	NS	288 (425)
White perch	0.0000 (0.0000)	0 (0)	0 (0)	0 (0)	0 (0)	0 (0)	0 (0)	0 (0)	0 (0)	0 (0)	0 (0)	NS	0 (0)
Yellow perch	1.4963 (0.5027)	110,213 (74,810)	69,950 (106,578)	36,621 (27,389)	38,686 (35,715)	939 (1,860)	6,473 (6,074)	32,512 (22,820)	38,219 (24,540)	20,667 (17,781)	60,325 (34,466)	NS	414,605 (126,272)
Angler Hrs		53,950 (23,767)	29,738 (15,662)	26,616 (9,841)	17,567 (11,582)	7,371 (4,574)	18,697 (8,912)	50,811 (21,156)	39,503 (12,802)	14,155 (10,403)	18,688 (7,525)	NS	277,096 (126,224)
Angler Trips		16,120 (7,173)	7,651 (4,398)	8,307 (3,000)	5,227 (3,561)	1,275 (788)	3,236 (1,447)	7,895 (3,194)	7,048 (2,382)	2,619 (1,887)	3,996 (1,654)	NS	63,374 (72,204)
Angler Days		13,586 (6,271)	7,170 (4,156)	7,234 (2,685)	5,227 (3,561)	1,275 (788)	3,236 (1,447)	7,895 (3,194)	7,048 (2,382)	2,619 (1,887)	3,996 (1,654)	NS	59,286 (72,204)

Table B.72.–Essexville to mouth of Saginaw River (Site 356) for 1995. “NS” means not sampled.

Species	Harvest per hr	Jan	Feb	Mar	Apr	May	Jun	Jul	Aug	Sep	Oct	Nov	Season
Brown Trout	0.0000 (0.0000)	NS	0 (0)	NS	0 (0)	0 (0)	0 (0)	0 (0)	0 (0)	0 (0)	0 (0)	NS	0 (0)
Channel Catfish	0.0314 (0.0368)	NS	0 (0)	NS	49 (106)	392 (488)	283 (462)	340 (293)	0 (0)	0 (0)	0 (0)	NS	1,064 (696)
Chinook Salmon	0.0000 (0.0000)	NS	0 (0)	NS	0 (0)	0 (0)	0 (0)	0 (0)	0 (0)	0 (0)	0 (0)	NS	0 (0)
Coho Salmon	0.0000 (0.0000)	NS	0 (0)	NS	0 (0)	0 (0)	0 (0)	0 (0)	0 (0)	0 (0)	0 (0)	NS	0 (0)
Freshwater Drum	0.0175 (0.1136)	NS	0 (0)	NS	0 (0)	73 (154)	520 (976)	0 (0)	0 (0)	0 (0)	0 (0)	NS	593 (988)
Lake Trout	0.0000 (0.0000)	NS	0 (0)	NS	0 (0)	0 (0)	0 (0)	0 (0)	0 (0)	0 (0)	0 (0)	NS	0 (0)
Lake Whitefish	0.0000 (0.0000)	NS	0 (0)	NS	0 (0)	0 (0)	0 (0)	0 (0)	0 (0)	0 (0)	0 (0)	NS	0 (0)
Largemouth Bass	0.0000 (0.0000)	NS	0 (0)	NS	0 (0)	0 (0)	0 (0)	0 (0)	0 (0)	0 (0)	0 (0)	NS	0 (0)
Muskellunge	0.0000 (0.0000)	NS	0 (0)	NS	0 (0)	0 (0)	0 (0)	0 (0)	0 (0)	0 (0)	0 (0)	NS	0 (0)
Northern Pike	0.0000 (0.0000)	NS	0 (0)	NS	0 (0)	0 (0)	0 (0)	0 (0)	0 (0)	0 (0)	0 (0)	NS	0 (0)
Other	0.0000 (0.0000)	NS	0 (0)	NS	0 (0)	0 (0)	0 (0)	0 (0)	0 (0)	0 (0)	0 (0)	NS	0 (0)
Pink Salmon	0.0000 (0.0000)	NS	0 (0)	NS	0 (0)	0 (0)	0 (0)	0 (0)	0 (0)	0 (0)	0 (0)	NS	0 (0)
Pumpkinseed	0.0000 (0.0000)	NS	0 (0)	NS	0 (0)	0 (0)	0 (0)	0 (0)	0 (0)	0 (0)	0 (0)	NS	0 (0)
Rainbow Trout	0.0000 (0.0000)	NS	0 (0)	NS	0 (0)	0 (0)	0 (0)	0 (0)	0 (0)	0 (0)	0 (0)	NS	0 (0)
Rock Bass	0.0000 (0.0000)	NS	0 (0)	NS	0 (0)	0 (0)	0 (0)	0 (0)	0 (0)	0 (0)	0 (0)	NS	0 (0)
Round whitefish	0.0000 (0.0000)	NS	0 (0)	NS	0 (0)	0 (0)	0 (0)	0 (0)	0 (0)	0 (0)	0 (0)	NS	0 (0)
Smallmouth bass	0.0000 (0.0000)	NS	0 (0)	NS	0 (0)	0 (0)	0 (0)	0 (0)	0 (0)	0 (0)	0 (0)	NS	0 (0)
Walleye	0.0618 (0.0374)	NS	190 (300)	NS	36 (41)	576 (554)	485 (382)	82 (96)	74 (151)	0 (0)	648 (694)	NS	2,091 (1,029)
White bass	0.0341 (0.1134)	NS	0 (0)	NS	76 (163)	1,059 (1,645)	21 (44)	0 (0)	0 (0)	0 (0)	0 (0)	NS	1,156 (1,654)
White perch	0.0000 (0.0000)	NS	0 (0)	NS	0 (0)	0 (0)	0 (0)	0 (0)	0 (0)	0 (0)	0 (0)	NS	0 (0)
Yellow perch	1.0362 (0.7488)	NS	1,108 (1,845)	NS	10,553 (21,465)	565 (706)	3,929 (2,834)	2,576 (2,703)	2,201 (2,477)	5,014 (3,410)	9,138 (7,792)	NS	35,084 (23,390)
Angler Hrs		NS	1,522 (1,088)	NS	2,833 (2,046)	7,385 (3,068)	6,459 (3,532)	3,633 (1,354)	4,131 (1,083)	2,695 (1,522)	5,201 (3,162)	NS	33,859 (16,855)
Angler Trips		NS	270 (198)	NS	544 (422)	1,146 (494)	1,543 (1,088)	667 (291)	817 (230)	446 (256)	884 (522)	NS	6,317 (6,015)
Angler Days		NS	227 (171)	NS	544 (422)	1,146 (494)	1,543 (1,088)	667 (291)	817 (230)	446 (256)	884 (522)	NS	6,274 (6,015)

Table B.73.–Quanicassee to Sebewaing (Site 278) for 1995. “NS” means not sampled.

Species	Harvest per hr	Jan	Feb	Mar	Apr	May	Jun	Jul	Aug	Sep	Oct	Nov	Season
Brown Trout	0.0000 (0.0000)	0 (0)	0 (0)	0 (0)	0 (0)	0 (0)	0 (0)	0 (0)	0 (0)	0 (0)	0 (0)	NS	0 (0)
Channel Catfish	0.0122 (0.0163)	0 (0)	0 (0)	0 (0)	0 (0)	45 (67)	1,284 (1,351)	211 (199)	172 (210)	6 (10)	0 (0)	NS	1,718 (1,258)
Chinook Salmon	0.0000 (0.0000)	0 (0)	0 (0)	0 (0)	0 (0)	0 (0)	0 (0)	0 (0)	0 (0)	0 (0)	0 (0)	NS	0 (0)
Coho Salmon	0.0000 (0.0000)	0 (0)	0 (0)	0 (0)	0 (0)	0 (0)	0 (0)	0 (0)	0 (0)	0 (0)	0 (0)	NS	0 (0)
Freshwater Drum	0.0011 (0.0022)	0 (0)	0 (0)	0 (0)	0 (0)	0 (0)	88 (145)	54 (89)	12 (24)	1 (2)	0 (0)	NS	155 (160)
Lake Trout	0.0000 (0.0000)	0 (0)	0 (0)	0 (0)	0 (0)	0 (0)	0 (0)	0 (0)	0 (0)	0 (0)	0 (0)	NS	0 (0)
Lake Whitefish	0.0000 (0.0000)	0 (0)	0 (0)	0 (0)	0 (0)	0 (0)	0 (0)	0 (0)	0 (0)	0 (0)	0 (0)	NS	0 (0)
Largemouth Bass	0.0021 (0.1461)	0 (0)	0 (0)	0 (0)	0 (0)	302 (626)	0 (0)	0 (0)	0 (0)	0 (0)	0 (0)	NS	302 (626)
Muskellunge	0.0000 (0.0000)	0 (0)	0 (0)	0 (0)	0 (0)	0 (0)	0 (0)	0 (0)	0 (0)	0 (0)	0 (0)	NS	0 (0)
Northern Pike	0.0005 (0.0036)	56 (158)	0 (0)	0 (0)	0 (0)	0 (0)	0 (0)	0 (0)	5 (10)	3 (6)	8 (12)	NS	72 (159)
Other	0.0110 (0.1270)	0 (0)	0 (0)	0 (0)	0 (0)	0 (0)	1,556 (1,643)	0 (0)	0 (0)	0 (0)	0 (0)	NS	1,556 (1,600)
Pink Salmon	0.0000 (0.0000)	0 (0)	0 (0)	0 (0)	0 (0)	0 (0)	0 (0)	0 (0)	0 (0)	0 (0)	0 (0)	NS	0 (0)
Pumpkinseed	0.0000 (0.0000)	0 (0)	0 (0)	0 (0)	0 (0)	0 (0)	0 (0)	0 (0)	0 (0)	0 (0)	0 (0)	NS	0 (0)
Rainbow Trout	0.0000 (0.0000)	0 (0)	0 (0)	0 (0)	0 (0)	0 (0)	0 (0)	0 (0)	0 (0)	0 (0)	0 (0)	NS	0 (0)
Rock Bass	0.0000 (0.0000)	0 (0)	0 (0)	0 (0)	0 (0)	0 (0)	0 (0)	0 (0)	0 (0)	0 (0)	0 (0)	NS	0 (0)
Round whitefish	0.0000 (0.0000)	0 (0)	0 (0)	0 (0)	0 (0)	0 (0)	0 (0)	0 (0)	0 (0)	0 (0)	0 (0)	NS	0 (0)
Smallmouth bass	0.0000 (0.0000)	0 (0)	0 (0)	0 (0)	0 (0)	0 (0)	0 (0)	0 (0)	0 (0)	0 (0)	0 (0)	NS	0 (0)
Walleye	0.0364 (0.0204)	0 (0)	234 (189)	169 (266)	0 (0)	0 (0)	9 (18)	1,330 (1,014)	3,340 (1,895)	41 (50)	14 (23)	NS	5,137 (2,175)
White bass	0.0000 (0.0000)	0 (0)	0 (0)	0 (0)	0 (0)	0 (0)	0 (0)	0 (0)	0 (0)	0 (0)	0 (0)	NS	0 (0)
White perch	0.0017 (0.0044)	0 (0)	6 (14)	0 (0)	0 (0)	0 (0)	98 (198)	114 (139)	0 (0)	21 (30)	0 (0)	NS	239 (244)
Yellow perch	0.7327 (0.2203)	5,310 (6,544)	18,557 (10,358)	23,442 (14,006)	6,869 (6,884)	45 (78)	4,311 (3,000)	12,784 (9,183)	13,881 (10,879)	7,879 (5,160)	10,419 (4,721)	NS	103,497 (25,214)
Angler Hrs		4,098 (4,308)	15,036 (7,784)	22,553 (9,623)	14,834 (10,501)	4,634 (2,429)	13,084 (4,530)	26,289 (14,279)	33,234 (11,745)	3,934 (2,168)	3,558 (1,263)	NS	141,254 (68,630)
Angler Trips		1,054 (1,126)	2,594 (1,371)	5,200 (2,354)	4,803 (3,059)	1,150 (671)	3,076 (1,276)	5,569 (3,000)	6,942 (2,518)	811 (462)	897 (317)	NS	32,096 (40,460)
Angler Days		1,373 (1,444)	3,049 (1,681)	7,104 (3,195)	6,754 (4,318)	1,053 (614)	2,522 (1,011)	5,510 (2,962)	6,756 (2,443)	783 (443)	860 (300)	NS	35,764 (39,989)

Table B.74.–Sebewaing to Sand Point (Site 288) for 1995. “NS” means not sampled.

Species	Harvest per hr	Jan	Feb	Mar	Apr	May	Jun	Jul	Aug	Sep	Oct	Nov	Season
Brown Trout	0.0000 (0.0000)	0 (0)	0 (0)	0 (0)	0 (0)	0 (0)	0 (0)	0 (0)	0 (0)	0 (0)	0 (0)	NS	0 (0)
Channel Catfish	0.0216 (0.0350)	0 (0)	0 (0)	0 (0)	0 (0)	1,747 (2,128)	3,239 (2,177)	878 (1,120)	447 (759)	0 (0)	0 (0)	NS	6,311 (3,295)
Chinook Salmon	0.0000 (0.0000)	0 (0)	0 (0)	0 (0)	0 (0)	0 (0)	0 (0)	0 (0)	0 (0)	0 (0)	0 (0)	NS	0 (0)
Coho Salmon	0.0000 (0.0000)	0 (0)	0 (0)	0 (0)	0 (0)	0 (0)	0 (0)	0 (0)	0 (0)	0 (0)	0 (0)	NS	0 (0)
Freshwater Drum	0.0039 (0.0089)	0 (0)	0 (0)	0 (0)	0 (0)	99 (211)	461 (490)	495 (784)	72 (150)	16 (34)	0 (0)	NS	1,143 (961)
Lake Trout	0.0000 (0.0000)	0 (0)	0 (0)	0 (0)	0 (0)	0 (0)	0 (0)	0 (0)	0 (0)	0 (0)	0 (0)	NS	0 (0)
Lake Whitefish	0.0000 (0.0000)	0 (0)	0 (0)	0 (0)	0 (0)	0 (0)	0 (0)	0 (0)	0 (0)	0 (0)	0 (0)	NS	0 (0)
Largemouth Bass	0.0001 (0.0044)	0 (0)	0 (0)	0 (0)	0 (0)	0 (0)	41 (86)	0 (0)	0 (0)	0 (0)	0 (0)	NS	41 (86)
Muskellunge	0.0000 (0.0000)	0 (0)	0 (0)	0 (0)	0 (0)	0 (0)	0 (0)	0 (0)	0 (0)	0 (0)	0 (0)	NS	0 (0)
Northern Pike	0.0002 (0.0018)	0 (0)	0 (0)	0 (0)	0 (0)	0 (0)	0 (0)	44 (91)	0 (0)	0 (0)	0 (0)	NS	44 (91)
Other	0.0028 (0.0492)	0 (0)	0 (0)	0 (0)	0 (0)	0 (0)	819 (934)	0 (0)	0 (0)	0 (0)	0 (0)	NS	819 (934)
Pink Salmon	0.0000 (0.0000)	0 (0)	0 (0)	0 (0)	0 (0)	0 (0)	0 (0)	0 (0)	0 (0)	0 (0)	0 (0)	NS	0 (0)
Pumpkinseed	0.0000 (0.0000)	0 (0)	0 (0)	0 (0)	0 (0)	0 (0)	0 (0)	0 (0)	0 (0)	0 (0)	0 (0)	NS	0 (0)
Rainbow Trout	0.0000 (0.0000)	0 (0)	0 (0)	0 (0)	0 (0)	0 (0)	0 (0)	0 (0)	0 (0)	0 (0)	0 (0)	NS	0 (0)
Rock Bass	0.0004 (0.0050)	0 (0)	0 (0)	0 (0)	0 (0)	0 (0)	0 (0)	121 (253)	0 (0)	0 (0)	0 (0)	NS	121 (253)
Round whitefish	0.0000 (0.0000)	0 (0)	0 (0)	0 (0)	0 (0)	0 (0)	0 (0)	0 (0)	0 (0)	0 (0)	0 (0)	NS	0 (0)
Smallmouth bass	0.0007 (0.0045)	0 (0)	0 (0)	0 (0)	0 (0)	0 (0)	0 (0)	142 (299)	72 (150)	0 (0)	0 (0)	NS	214 (335)
Walleye	0.0343 (0.0250)	0 (0)	144 (297)	67 (105)	0 (0)	0 (0)	141 (167)	6,257 (3,888)	3,412 (2,475)	30 (50)	0 (0)	NS	10,051 (4,623)
White bass	0.0005 (0.0032)	0 (0)	0 (0)	0 (0)	0 (0)	0 (0)	82 (172)	65 (137)	0 (0)	0 (0)	0 (0)	NS	147 (220)
White perch	0.0022 (0.0081)	0 (0)	387 (836)	0 (0)	0 (0)	33 (70)	115 (210)	119 (195)	0 (0)	0 (0)	0 (0)	NS	654 (887)
Yellow perch	1.5226 (0.4974)	81,065 (86,460)	177,620 (104,275)	76,826 (46,711)	78,189 (59,552)	607 (1,103)	12,274 (8,474)	3,570 (4,281)	4,297 (8,386)	11,403 (9,484)	0 (0)	NS	445,851 (124,917)
Angler Hrs		25,537 (17,503)	90,883 (34,738)	37,550 (14,158)	21,964 (16,126)	11,165 (7,059)	20,526 (8,382)	53,248 (30,465)	25,089 (10,106)	6,864 (4,082)	0 (0)	NS	292,826 (142,619)
Angler Trips		5,557 (4,126)	17,925 (7,290)	7,938 (3,124)	5,718 (4,263)	2,671 (1,812)	4,408 (1,809)	10,619 (6,196)	5,911 (2,529)	1,363 (816)	0 (0)	NS	62,110 (95,687)
Angler Days		6,358 (4,740)	18,842 (7,515)	10,325 (3,824)	7,758 (5,859)	2,160 (1,471)	4,069 (1,668)	10,252 (5,929)	5,398 (2,363)	1,363 (816)	0 (0)	NS	66,525 (94,772)

Table B.75.–Sand Point to Port Austin (site 236) for 1995. “NS” means not sampled.

Species	Harvest per hr	Jan	Feb	Mar	Apr	May	Jun	Jul	Aug	Sep	Oct	Nov	Season
Brown Trout	0.0004 (0.0019)	NS	0 (0)	NS	0 (0)	0 (0)	0 (0)	103 (175)	0 (0)	0 (0)	0 (0)	NS	103 (175)
Channel Catfish	0.0039 (0.0112)	NS	0 (0)	NS	0 (0)	0 (0)	16 (33)	947 (1,785)	28 (59)	0 (0)	0 (0)	NS	991 (1,786)
Chinook Salmon	0.0101 (0.0064)	NS	0 (0)	NS	0 (0)	390 (608)	329 (290)	1,053 (1,118)	635 (516)	107 (236)	32 (54)	NS	2,546 (1,418)
Coho Salmon	0.0002 (0.0005)	NS	0 (0)	NS	0 (0)	0 (0)	0 (0)	28 (60)	18 (38)	0 (0)	0 (0)	NS	46 (71)
Freshwater Drum	0.0013 (0.0024)	NS	0 (0)	NS	0 (0)	0 (0)	163 (275)	150 (247)	22 (46)	0 (0)	0 (0)	NS	335 (372)
Lake Trout	0.0171 (0.0122)	NS	0 (0)	NS	0 (0)	1,996 (2,025)	1,479 (1,102)	776 (770)	85 (100)	0 (0)	0 (0)	NS	4,336 (2,433)
Lake Whitefish	0.0000 (0.0000)	NS	0 (0)	NS	0 (0)	0 (0)	0 (0)	0 (0)	0 (0)	0 (0)	0 (0)	NS	0 (0)
Largemouth Bass	0.0000 (0.0000)	NS	0 (0)	NS	0 (0)	0 (0)	0 (0)	0 (0)	0 (0)	0 (0)	0 (0)	NS	0 (0)
Muskellunge	0.0000 (0.0000)	NS	0 (0)	NS	0 (0)	0 (0)	0 (0)	0 (0)	0 (0)	0 (0)	0 (0)	NS	0 (0)
Northern Pike	0.0000 (0.0000)	NS	0 (0)	NS	0 (0)	0 (0)	0 (0)	0 (0)	0 (0)	0 (0)	0 (0)	NS	0 (0)
Other	0.0000 (0.0000)	NS	0 (0)	NS	0 (0)	0 (0)	0 (0)	0 (0)	0 (0)	0 (0)	0 (0)	NS	0 (0)
Pink Salmon	0.0000 (0.0000)	NS	0 (0)	NS	0 (0)	0 (0)	0 (0)	0 (0)	0 (0)	0 (0)	0 (0)	NS	0 (0)
Pumpkinseed	0.0000 (0.0000)	NS	0 (0)	NS	0 (0)	0 (0)	0 (0)	0 (0)	0 (0)	0 (0)	0 (0)	NS	0 (0)
Rainbow Trout	0.0048 (0.0122)	NS	0 (0)	NS	23 (54)	181 (260)	127 (155)	730 (793)	154 (164)	0 (0)	0 (0)	NS	1,215 (866)
Rock Bass	0.0000 (0.0000)	NS	0 (0)	NS	0 (0)	0 (0)	0 (0)	0 (0)	0 (0)	0 (0)	0 (0)	NS	0 (0)
Round whitefish	0.0001 (0.0017)	NS	0 (0)	NS	0 (0)	0 (0)	0 (0)	0 (0)	36 (75)	0 (0)	0 (0)	NS	36 (75)
Smallmouth bass	0.0006 (0.0015)	NS	0 (0)	NS	0 (0)	0 (0)	26 (54)	114 (164)	0 (0)	0 (0)	0 (0)	NS	140 (173)
Walleye	0.0346 (0.0307)	NS	0 (0)	NS	0 (0)	0 (0)	436 (616)	7,658 (4,625)	577 (621)	74 (118)	0 (0)	NS	8,745 (4,708)
White bass	0.0000 (0.0000)	NS	0 (0)	NS	0 (0)	0 (0)	0 (0)	0 (0)	0 (0)	0 (0)	0 (0)	NS	0 (0)
White perch	0.0000 (0.0000)	NS	0 (0)	NS	0 (0)	0 (0)	0 (0)	0 (0)	0 (0)	0 (0)	0 (0)	NS	0 (0)
Yellow perch	0.2841 (0.2447)	NS	283 (356)	NS	751 (1,088)	54,167 (56,374)	4,593 (8,911)	1,344 (1,868)	10,101 (10,303)	481 (1,016)	122 (266)	NS	71,842 (57,480)
Angler Hrs		NS	408 (464)	NS	5,379 (3,071)	58,669 (15,799)	25,583 (10,711)	94,855 (50,916)	43,534 (15,633)	18,616 (11,392)	5,830 (4,175)	NS	252,874 (112,161)
Angler Trips		NS	186 (224)	NS	2,368 (1,579)	13,265 (3,965)	5,120 (1,941)	14,135 (7,893)	7,044 (2,617)	5,420 (3,477)	2,931 (2,388)	NS	50,469 (25,816)
Angler Days		NS	122 (147)	NS	1,483 (964)	12,066 (3,699)	4,349 (1,666)	13,192 (7,313)	6,746 (2,492)	4,577 (2,958)	1,975 (1,770)	NS	44,510 (23,433)

Table B.76.–Saginaw Bay all sites combined for 1996. “NS” means not sampled.

Species	Harvest per hr	Jan	Feb	Mar	Apr	May	Jun	Jul	Aug	Sep	Oct	Nov	Season
Brown Trout	0.0040 (0.0022)	61 (117)	3 (5)	1,153 (666)	1,328 (767)	212 (196)	177 (133)	1,767 (1,084)	894 (421)	58 (126)	25 (53)	NS	5,678 (1,573)
Channel Catfish	0.0075 (0.0035)	0 (0)	0 (0)	0 (0)	146 (290)	2,022 (1,744)	1,583 (1,000)	5,266 (3,108)	1,125 (550)	273 (283)	137 (196)	NS	10,552 (3,769)
Chinook Salmon	0.0040 (0.0021)	0 (0)	0 (0)	0 (0)	0 (0)	304 (291)	773 (413)	633 (443)	2,280 (720)	1,366 (1,088)	303 (313)	NS	5,659 (1,501)
Coho Salmon	0.0000 (0.0001)	0 (0)	0 (0)	0 (0)	0 (0)	0 (0)	18 (37)	0 (0)	28 (57)	0 (0)	0 (0)	NS	46 (68)
Freshwater Drum	0.0023 (0.0027)	0 (0)	0 (0)	0 (0)	0 (0)	116 (214)	287 (267)	2,126 (2,698)	410 (411)	301 (669)	0 (0)	NS	3,240 (2,830)
Lake Trout	0.0025 (0.0019)	0 (0)	0 (0)	0 (0)	0 (0)	365 (307)	435 (308)	1,102 (890)	1,596 (691)	13 (0)	14 (28)	NS	3,525 (1,209)
Lake Whitefish	0.0000 (0.0001)	0 (0)	0 (0)	0 (0)	0 (0)	0 (0)	0 (0)	0 (0)	0 (0)	0 (0)	18 (37)	NS	18 (37)
Largemouth Bass	0.0005 (0.0009)	0 (0)	0 (0)	0 (0)	0 (0)	175 (366)	210 (213)	209 (308)	0 (0)	0 (0)	97 (200)	NS	691 (560)
Muskellunge	0.0000 (0.0000)	0 (0)	0 (0)	0 (0)	0 (0)	0 (0)	0 (0)	0 (0)	0 (0)	0 (0)	0 (0)	NS	0 (0)
Northern Pike	0.0006 (0.0005)	507 (433)	130 (135)	17 (31)	0 (0)	0 (0)	16 (33)	118 (240)	28 (43)	56 (119)	23 (48)	NS	895 (532)
Other	0.0234 (0.0591)	0 (0)	0 (0)	0 (0)	0 (0)	145 (333)	32,821 (23,613)	0 (0)	0 (0)	0 (0)	1 (3)	NS	32,967 (23,615)
Pink Salmon	0.0000 (0.0002)	0 (0)	0 (0)	0 (0)	0 (0)	0 (0)	0 (0)	0 (0)	22 (33)	0 (0)	0 (0)	NS	22 (33)
Pumpkinseed	0.0001 (0.0045)	0 (0)	0 (0)	14 (33)	72 (149)	0 (0)	0 (0)	0 (0)	0 (0)	0 (0)	23 (64)	NS	109 (165)
Rainbow Trout	0.0011 (0.0010)	0 (0)	0 (0)	0 (0)	92 (115)	109 (120)	184 (294)	431 (480)	678 (317)	5 (0)	12 (25)	NS	1,511 (667)
Rock Bass	0.0002 (0.0008)	0 (0)	0 (0)	0 (0)	0 (0)	0 (0)	97 (207)	182 (290)	0 (0)	48 (108)	0 (0)	NS	327 (373)
Round whitefish	0.0000 (0.0006)	11 (18)	0 (0)	0 (0)	0 (0)	0 (0)	0 (0)	0 (0)	0 (0)	0 (0)	0 (0)	NS	11 (18)
Smallmouth bass	0.0011 (0.0014)	0 (0)	0 (0)	0 (0)	0 (0)	0 (0)	967 (902)	219 (448)	195 (172)	235 (411)	0 (0)	NS	1,616 (1,102)
Walleye	0.0354 (0.0076)	128 (131)	819 (601)	1,400 (767)	557 (504)	381 (308)	1,012 (651)	25,134 (8,004)	18,765 (3,762)	1,426 (1,308)	256 (355)	NS	49,878 (9,044)
White bass	0.0006 (0.0008)	0 (0)	0 (0)	0 (0)	121 (285)	32 (65)	6 (12)	490 (658)	112 (207)	28 (60)	86 (177)	NS	875 (772)
White perch	0.0015 (0.0040)	0 (0)	329 (713)	0 (0)	22 (50)	0 (0)	66 (143)	1,561 (3,083)	142 (161)	0 (0)	0 (0)	NS	2,120 (3,172)
Yellow perch	0.5529 (0.1014)	154,238 (86,042)	65,042 (45,273)	20,887 (11,519)	46,785 (32,795)	4,856 (3,920)	44,150 (19,101)	164,315 (55,243)	133,021 (30,101)	77,613 (35,865)	67,413 (22,727)	NS	778,320 (129,623)
Angler Hrs		130,205 (28,306)	101,709 (16,708)	48,436 (9,622)	66,120 (10,556)	70,412 (13,933)	119,051 (27,029)	425,468 (78,300)	293,215 (35,238)	110,359 (35,557)	42,754 (7,071)	NS	1,407,729 (107,604)
Angler Trips		32,139 (8,978)	20,830 (4,915)	11,817 (2,968)	18,183 (7,518)	14,988 (3,198)	22,257 (4,846)	79,004 (14,846)	52,240 (6,365)	23,918 (7,815)	9,437 (1,640)	NS	284,813 (24,379)
Angler Days		32,041 (8,725)	21,412 (4,502)	11,953 (2,531)	19,633 (5,375)	12,402 (2,737)	20,377 (4,464)	75,079 (14,133)	49,555 (6,038)	20,629 (6,720)	8,053 (1,473)	NS	271,134 (21,134)

Table B.77.--Tawas (Site 250) for 1996. "NS" means not sampled.

Species	Harvest per hr	Jan	Feb	Mar	Apr	May	Jun	Jul	Aug	Sep	Oct	Nov	Season
Brown Trout	0.0274 (0.0092)	7 (14)	3 (5)	1,108 (931)	1,112 (926)	142 (187)	176 (133)	1,208 (712)	864 (418)	2 (0)	25 (53)	NS	4,647 (1,283)
Channel Catfish	0.0012 (0.0020)	0 (0)	0 (0)	0 (0)	0 (0)	0 (0)	100 (146)	9 (19)	72 (67)	26 (55)	0 (0)	NS	207 (171)
Chinook Salmon	0.0145 (0.0075)	0 (0)	0 (0)	0 (0)	0 (0)	189 (168)	666 (387)	283 (284)	1,039 (441)	231 (226)	59 (123)	NS	2,467 (721)
Coho Salmon	0.0001 (0.0017)	0 (0)	0 (0)	0 (0)	0 (0)	0 (0)	18 (37)	0 (0)	0 (0)	0 (0)	0 (0)	NS	18 (37)
Freshwater Drum	0.0005 (0.0019)	0 (0)	0 (0)	0 (0)	0 (0)	0 (0)	22 (44)	64 (94)	0 (0)	0 (0)	0 (0)	NS	86 (104)
Lake Trout	0.0042 (0.0039)	0 (0)	0 (0)	0 (0)	0 (0)	365 (307)	105 (91)	59 (65)	164 (114)	13 (0)	0 (0)	NS	706 (346)
Lake Whitefish	0.0000 (0.0000)	0 (0)	0 (0)	0 (0)	0 (0)	0 (0)	0 (0)	0 (0)	0 (0)	0 (0)	0 (0)	NS	0 (0)
Largemouth Bass	0.0000 (0.0000)	0 (0)	0 (0)	0 (0)	0 (0)	0 (0)	0 (0)	0 (0)	0 (0)	0 (0)	0 (0)	NS	0 (0)
Muskellunge	0.0000 (0.0000)	0 (0)	0 (0)	0 (0)	0 (0)	0 (0)	0 (0)	0 (0)	0 (0)	0 (0)	0 (0)	NS	0 (0)
Northern Pike	0.0029 (0.0048)	286 (195)	130 (135)	3 (6)	0 (0)	0 (0)	0 (0)	0 (0)	9 (19)	56 (119)	0 (0)	NS	484 (254)
Other	0.0000 (0.0000)	0 (0)	0 (0)	0 (0)	0 (0)	0 (0)	0 (0)	0 (0)	0 (0)	0 (0)	0 (0)	NS	0 (0)
Pink Salmon	0.0000 (0.0000)	0 (0)	0 (0)	0 (0)	0 (0)	0 (0)	0 (0)	0 (0)	0 (0)	0 (0)	0 (0)	NS	0 (0)
Pumpkinseed	0.0000 (0.0000)	0 (0)	0 (0)	0 (0)	0 (0)	0 (0)	0 (0)	0 (0)	0 (0)	0 (0)	0 (0)	NS	0 (0)
Rainbow Trout	0.0026 (0.0029)	0 (0)	0 (0)	0 (0)	92 (115)	109 (120)	0 (0)	43 (58)	178 (143)	5 (0)	12 (25)	NS	439 (228)
Rock Bass	0.0000 (0.0000)	0 (0)	0 (0)	0 (0)	0 (0)	0 (0)	0 (0)	0 (0)	0 (0)	0 (0)	0 (0)	NS	0 (0)
Round whitefish	0.0000 (0.0000)	0 (0)	0 (0)	0 (0)	0 (0)	0 (0)	0 (0)	0 (0)	0 (0)	0 (0)	0 (0)	NS	0 (0)
Smallmouth bass	0.0008 (0.0039)	0 (0)	0 (0)	0 (0)	0 (0)	0 (0)	113 (167)	0 (0)	29 (58)	0 (0)	0 (0)	NS	142 (177)
Walleye	0.0143 (0.0075)	0 (0)	47 (96)	1,226 (1,061)	143 (136)	34 (72)	138 (249)	175 (152)	666 (383)	0 (0)	0 (0)	NS	2,429 (911)
White bass	0.0000 (0.0000)	0 (0)	0 (0)	0 (0)	0 (0)	0 (0)	0 (0)	0 (0)	0 (0)	0 (0)	0 (0)	NS	0 (0)
White perch	0.0000 (0.0000)	0 (0)	0 (0)	0 (0)	0 (0)	0 (0)	0 (0)	0 (0)	0 (0)	0 (0)	0 (0)	NS	0 (0)
Yellow perch	0.0922 (0.0440)	838 (557)	2,645 (1,855)	579 (708)	138 (275)	2,078 (1,778)	4,538 (3,914)	4,142 (2,784)	363 (418)	0 (0)	322 (707)	NS	15,643 (5,512)
Angler Hrs		8,722 (2,418)	12,312 (3,723)	17,634 (6,613)	14,466 (6,479)	17,076 (7,733)	24,510 (5,714)	35,236 (9,963)	24,843 (5,759)	10,240 (5,662)	4,650 (2,539)	NS	169,689 (56,603)
Angler Trips		2,028 (604)	3,442 (1,193)	3,372 (1,419)	2,590 (1,200)	4,443 (2,204)	4,865 (962)	8,096 (2,103)	4,899 (1,019)	2,364 (1,273)	802 (493)	NS	36,901 (27,287)
Angler Days		2,685 (772)	4,270 (1,373)	4,427 (1,787)	3,539 (1,603)	3,311 (1,681)	4,376 (917)	6,830 (1,819)	4,383 (933)	1,910 (1,044)	545 (347)	NS	36,276 (25,974)

Table B.78.—Au Gres (Site 255) for 1996. “NS” means not sampled.

Species	Harvest per hr	Jan	Feb	Mar	Apr	May	Jun	Jul	Aug	Sep	Oct	Nov	Season
Brown Trout	0.0008 (0.0109)	0 (0)	0 (0)	45 (97)	216 (318)	70 (130)	1 (0)	0 (0)	1 (0)	0 (0)	0 (0)	NS	333 (357)
Channel Catfish	0.0074 (0.0077)	0 (0)	0 (0)	0 (0)	0 (0)	66 (137)	396 (607)	2,368 (2,611)	101 (120)	200 (255)	137 (196)	NS	3,268 (2,676)
Chinook Salmon	0.0007 (0.0022)	0 (0)	0 (0)	0 (0)	0 (0)	115 (238)	0 (0)	10 (0)	45 (91)	120 (189)	0 (0)	NS	290 (317)
Coho Salmon	0.0001 (0.0006)	0 (0)	0 (0)	0 (0)	0 (0)	0 (0)	0 (0)	0 (0)	28 (57)	0 (0)	0 (0)	NS	28 (57)
Freshwater Drum	0.0039 (0.0079)	0 (0)	0 (0)	0 (0)	0 (0)	0 (0)	7 (15)	1,196 (2,445)	242 (331)	301 (669)	0 (0)	NS	1,746 (2,556)
Lake Trout	0.0002 (0.0015)	0 (0)	0 (0)	0 (0)	0 (0)	0 (0)	5 (0)	0 (0)	68 (137)	0 (0)	0 (0)	NS	73 (137)
Lake Whitefish	0.0000 (0.0032)	0 (0)	0 (0)	0 (0)	0 (0)	0 (0)	0 (0)	0 (0)	0 (0)	0 (0)	18 (37)	NS	18 (37)
Largemouth Bass	0.0005 (0.0016)	0 (0)	0 (0)	0 (0)	0 (0)	0 (0)	20 (44)	209 (308)	0 (0)	0 (0)	0 (0)	NS	229 (311)
Muskellunge	0.0000 (0.0000)	0 (0)	0 (0)	0 (0)	0 (0)	0 (0)	0 (0)	0 (0)	0 (0)	0 (0)	0 (0)	NS	0 (0)
Northern Pike	0.0003 (0.0014)	36 (83)	0 (0)	0 (0)	0 (0)	0 (0)	0 (0)	118 (240)	0 (0)	0 (0)	0 (0)	NS	154 (254)
Other	0.0000 (0.0000)	0 (0)	0 (0)	0 (0)	0 (0)	0 (0)	0 (0)	0 (0)	0 (0)	0 (0)	0 (0)	NS	0 (0)
Pink Salmon	0.0000 (0.0000)	0 (0)	0 (0)	0 (0)	0 (0)	0 (0)	0 (0)	0 (0)	0 (0)	0 (0)	0 (0)	NS	0 (0)
Pumpkinseed	0.0000 (0.0000)	0 (0)	0 (0)	0 (0)	0 (0)	0 (0)	0 (0)	0 (0)	0 (0)	0 (0)	0 (0)	NS	0 (0)
Rainbow Trout	0.0002 (0.0015)	0 (0)	0 (0)	0 (0)	0 (0)	0 (0)	0 (0)	5 (0)	68 (137)	0 (0)	0 (0)	NS	73 (137)
Rock Bass	0.0002 (0.0008)	0 (0)	0 (0)	0 (0)	0 (0)	0 (0)	0 (0)	60 (123)	0 (0)	48 (108)	0 (0)	NS	108 (164)
Round whitefish	0.0000 (0.0000)	0 (0)	0 (0)	0 (0)	0 (0)	0 (0)	0 (0)	0 (0)	0 (0)	0 (0)	0 (0)	NS	0 (0)
Smallmouth bass	0.0030 (0.0033)	0 (0)	0 (0)	0 (0)	0 (0)	0 (0)	707 (861)	219 (448)	145 (156)	235 (411)	0 (0)	NS	1,306 (1,065)
Walleye	0.0313 (0.0140)	0 (0)	605 (556)	45 (97)	260 (430)	318 (296)	66 (121)	8,094 (4,496)	4,127 (1,525)	339 (516)	0 (0)	NS	13,854 (4,839)
White bass	0.0007 (0.0022)	0 (0)	0 (0)	0 (0)	0 (0)	0 (0)	0 (0)	206 (420)	0 (0)	28 (60)	86 (177)	NS	320 (460)
White perch	0.0035 (0.0123)	0 (0)	0 (0)	0 (0)	0 (0)	0 (0)	0 (0)	1,508 (3,082)	38 (76)	0 (0)	0 (0)	NS	1,546 (3,083)
Yellow perch	0.7092 (0.1970)	54,608 (41,067)	12,861 (14,848)	14,614 (13,240)	2,062 (2,783)	281 (582)	13,834 (12,937)	109,604 (49,535)	50,101 (16,866)	31,057 (23,067)	24,549 (12,401)	NS	313,571 (70,811)
Angler Hrs		29,803 (19,291)	22,761 (13,328)	19,888 (11,050)	11,333 (11,703)	15,509 (7,102)	36,073 (24,211)	160,759 (51,433)	93,136 (20,186)	41,167 (26,925)	11,720 (4,176)	NS	442,149 (189,405)
Angler Trips		6,458 (4,166)	5,120 (3,107)	5,808 (3,466)	3,264 (3,606)	2,710 (1,259)	6,601 (4,516)	28,368 (9,294)	16,868 (3,642)	8,903 (6,083)	2,796 (1,054)	NS	86,896 (81,220)
Angler Days		5,402 (3,515)	4,391 (2,550)	4,862 (2,987)	2,237 (2,369)	2,006 (950)	5,834 (4,076)	28,250 (9,268)	16,234 (3,504)	7,110 (4,921)	2,496 (956)	NS	78,822 (79,047)

Table B.79.–Saganing Creek to mouth of Saginaw River (Site 260) for 1996. “NS” means not sampled.

Species	Harvest per hr	Jan	Feb	Mar	Apr	May	Jun	Jul	Aug	Sep	Oct	Nov	Season
Brown Trout	0.0000 (0.0000)	0 (0)	0 (0)	0 (0)	0 (0)	0 (0)	0 (0)	0 (0)	0 (0)	0 (0)	0 (0)	NS	0 (0)
Channel Catfish	0.0043 (0.0072)	0 (0)	0 (0)	0 (0)	121 (285)	0 (0)	55 (113)	0 (0)	194 (279)	0 (0)	0 (0)	NS	370 (415)
Chinook Salmon	0.0000 (0.0000)	0 (0)	0 (0)	0 (0)	0 (0)	0 (0)	0 (0)	0 (0)	0 (0)	0 (0)	0 (0)	NS	0 (0)
Coho Salmon	0.0000 (0.0000)	0 (0)	0 (0)	0 (0)	0 (0)	0 (0)	0 (0)	0 (0)	0 (0)	0 (0)	0 (0)	NS	0 (0)
Freshwater Drum	0.0004 (0.0150)	0 (0)	0 (0)	0 (0)	0 (0)	0 (0)	82 (170)	0 (0)	0 (0)	0 (0)	0 (0)	NS	82 (170)
Lake Trout	0.0000 (0.0000)	0 (0)	0 (0)	0 (0)	0 (0)	0 (0)	0 (0)	0 (0)	0 (0)	0 (0)	0 (0)	NS	0 (0)
Lake Whitefish	0.0000 (0.0000)	0 (0)	0 (0)	0 (0)	0 (0)	0 (0)	0 (0)	0 (0)	0 (0)	0 (0)	0 (0)	NS	0 (0)
Largemouth Bass	0.0005 (0.0130)	0 (0)	0 (0)	0 (0)	0 (0)	0 (0)	0 (0)	0 (0)	0 (0)	0 (0)	97 (200)	NS	97 (200)
Muskellunge	0.0000 (0.0000)	0 (0)	0 (0)	0 (0)	0 (0)	0 (0)	0 (0)	0 (0)	0 (0)	0 (0)	0 (0)	NS	0 (0)
Northern Pike	0.0001 (0.0063)	0 (0)	0 (0)	14 (30)	0 (0)	0 (0)	0 (0)	0 (0)	0 (0)	0 (0)	0 (0)	NS	14 (30)
Other	0.0000 (0.0000)	0 (0)	0 (0)	0 (0)	0 (0)	0 (0)	0 (0)	0 (0)	0 (0)	0 (0)	0 (0)	NS	0 (0)
Pink Salmon	0.0000 (0.0000)	0 (0)	0 (0)	0 (0)	0 (0)	0 (0)	0 (0)	0 (0)	0 (0)	0 (0)	0 (0)	NS	0 (0)
Pumpkinseed	0.0000 (0.0000)	0 (0)	0 (0)	0 (0)	0 (0)	0 (0)	0 (0)	0 (0)	0 (0)	0 (0)	0 (0)	NS	0 (0)
Rainbow Trout	0.0000 (0.0000)	0 (0)	0 (0)	0 (0)	0 (0)	0 (0)	0 (0)	0 (0)	0 (0)	0 (0)	0 (0)	NS	0 (0)
Rock Bass	0.0000 (0.0000)	0 (0)	0 (0)	0 (0)	0 (0)	0 (0)	0 (0)	0 (0)	0 (0)	0 (0)	0 (0)	NS	0 (0)
Round whitefish	0.0000 (0.0011)	5 (12)	0 (0)	0 (0)	0 (0)	0 (0)	0 (0)	0 (0)	0 (0)	0 (0)	0 (0)	NS	5 (12)
Smallmouth bass	0.0000 (0.0000)	0 (0)	0 (0)	0 (0)	0 (0)	0 (0)	0 (0)	0 (0)	0 (0)	0 (0)	0 (0)	NS	0 (0)
Walleye	0.0435 (0.0197)	112 (127)	137 (204)	129 (115)	154 (225)	0 (0)	276 (407)	3,597 (2,591)	3,450 (1,879)	597 (1,011)	229 (350)	NS	8,681 (3,417)
White bass	0.0006 (0.0791)	0 (0)	0 (0)	0 (0)	121 (285)	0 (0)	0 (0)	0 (0)	0 (0)	0 (0)	0 (0)	NS	121 (285)
White perch	0.0000 (0.0000)	0 (0)	0 (0)	0 (0)	0 (0)	0 (0)	0 (0)	0 (0)	0 (0)	0 (0)	0 (0)	NS	0 (0)
Yellow perch	0.8832 (0.2747)	4,007 (2,845)	3,393 (2,750)	515 (806)	9,770 (11,747)	125 (270)	7,561 (5,002)	35,190 (23,118)	53,665 (22,549)	28,012 (23,762)	34,178 (18,515)	NS	176,416 (45,728)
Angler Hrs		10,786 (4,953)	6,538 (4,728)	4,903 (2,450)	9,624 (9,430)	4,964 (3,399)	11,530 (4,063)	67,320 (23,401)	43,483 (11,536)	24,656 (16,694)	15,940 (5,325)	NS	199,744 (85,979)
Angler Trips		2,536 (1,137)	1,680 (1,207)	1,407 (728)	2,355 (2,378)	909 (559)	1,924 (699)	11,511 (3,997)	6,686 (1,807)	4,925 (3,259)	2,811 (906)	NS	36,744 (32,788)
Angler Days		2,257 (1,024)	1,498 (1,066)	1,277 (665)	2,334 (2,355)	909 (559)	1,924 (699)	11,511 (3,997)	6,686 (1,807)	4,925 (3,259)	2,811 (906)	NS	36,132 (32,788)

TableB.80.—Essexville to mouth of Saginaw River (Site 356) for 1996. “NS” means not sampled.

Species	Harvest per hr	Jan	Feb	Mar	Apr	May	Jun	Jul	Aug	Sep	Oct	Nov	Season
Brown Trout	0.0000 (0.0000)	NS	NS	NS	NS	0 (0)	0 (0)	0 (0)	0 (0)	NS	NS	NS	0 (0)
Channel Catfish	0.0476 (0.0443)	NS	NS	NS	NS	30 (54)	177 (339)	311 (454)	219 (341)	NS	NS	NS	737 (663)
Chinook Salmon	0.0000 (0.0000)	NS	NS	NS	NS	0 (0)	0 (0)	0 (0)	0 (0)	NS	NS	NS	0 (0)
Coho Salmon	0.0000 (0.0000)	NS	NS	NS	NS	0 (0)	0 (0)	0 (0)	0 (0)	NS	NS	NS	0 (0)
Freshwater Drum	0.0030 (0.0133)	NS	NS	NS	NS	16 (42)	31 (63)	0 (0)	0 (0)	NS	NS	NS	47 (76)
Lake Trout	0.0000 (0.0000)	NS	NS	NS	NS	0 (0)	0 (0)	0 (0)	0 (0)	NS	NS	NS	0 (0)
Lake Whitefish	0.0000 (0.0000)	NS	NS	NS	NS	0 (0)	0 (0)	0 (0)	0 (0)	NS	NS	NS	0 (0)
Largemouth Bass	0.0105 (0.0385)	NS	NS	NS	NS	0 (0)	163 (200)	0 (0)	0 (0)	NS	NS	NS	163 (200)
Muskellunge	0.0000 (0.0000)	NS	NS	NS	NS	0 (0)	0 (0)	0 (0)	0 (0)	NS	NS	NS	0 (0)
Northern Pike	0.0000 (0.0000)	NS	NS	NS	NS	0 (0)	0 (0)	0 (0)	0 (0)	NS	NS	NS	0 (0)
Other	0.0000 (0.0000)	NS	NS	NS	NS	0 (0)	0 (0)	0 (0)	0 (0)	NS	NS	NS	0 (0)
Pink Salmon	0.0000 (0.0000)	NS	NS	NS	NS	0 (0)	0 (0)	0 (0)	0 (0)	NS	NS	NS	0 (0)
Pumpkinseed	0.0000 (0.0000)	NS	NS	NS	NS	0 (0)	0 (0)	0 (0)	0 (0)	NS	NS	NS	0 (0)
Rainbow Trout	0.0000 (0.0000)	NS	NS	NS	NS	0 (0)	0 (0)	0 (0)	0 (0)	NS	NS	NS	0 (0)
Rock Bass	0.0000 (0.0000)	NS	NS	NS	NS	0 (0)	0 (0)	0 (0)	0 (0)	NS	NS	NS	0 (0)
Round whitefish	0.0000 (0.0000)	NS	NS	NS	NS	0 (0)	0 (0)	0 (0)	0 (0)	NS	NS	NS	0 (0)
Smallmouth bass	0.0000 (0.0000)	NS	NS	NS	NS	0 (0)	0 (0)	0 (0)	0 (0)	NS	NS	NS	0 (0)
Walleye	0.0452 (0.0405)	NS	NS	NS	NS	29 (48)	318 (320)	257 (472)	95 (131)	NS	NS	NS	699 (587)
White bass	0.0085 (0.0387)	NS	NS	NS	NS	32 (65)	0 (0)	0 (0)	100 (205)	NS	NS	NS	132 (215)
White perch	0.0000 (0.0000)	NS	NS	NS	NS	0 (0)	0 (0)	0 (0)	0 (0)	NS	NS	NS	0 (0)
Yellow perch	0.6183 (0.3829)	NS	NS	NS	NS	5 (11)	3,575 (3,700)	2,436 (2,176)	3,554 (2,610)	NS	NS	NS	9,570 (5,024)
Angler Hrs		NS	NS	NS	NS	1,333 (1,360)	5,462 (2,148)	3,970 (2,392)	4,713 (1,575)	NS	NS	NS	15,478 (7,475)
Angler Trips		NS	NS	NS	NS	271 (315)	913 (363)	562 (344)	724 (253)	NS	NS	NS	2,470 (1,275)
Angler Days		NS	NS	NS	NS	271 (315)	913 (363)	562 (344)	724 (253)	NS	NS	NS	2,470 (1,275)

Table B.81.–Quanicassee to Sebewaing (Site 278) for 1996. “NS” means not sampled.

Species	Harvest per hr	Jan	Feb	Mar	Apr	May	Jun	Jul	Aug	Sep	Oct	Nov	Season
Brown Trout	0.0000 (0.0000)	0 (0)	0 (0)	0 (0)	0 (0)	0 (0)	0 (0)	0 (0)	0 (0)	0 (0)	0 (0)	NS	0 (0)
Channel Catfish	0.0143 (0.0228)	0 (0)	0 (0)	0 (0)	0 (0)	643 (1,013)	225 (333)	784 (811)	132 (126)	0 (0)	0 (0)	NS	1,784 (1,346)
Chinook Salmon	0.0001 (0.0006)	0 (0)	0 (0)	0 (0)	0 (0)	0 (0)	0 (0)	0 (0)	9 (18)	0 (0)	0 (0)	NS	9 (18)
Coho Salmon	0.0000 (0.0000)	0 (0)	0 (0)	0 (0)	0 (0)	0 (0)	0 (0)	0 (0)	0 (0)	0 (0)	0 (0)	NS	0 (0)
Freshwater Drum	0.0007 (0.0018)	0 (0)	0 (0)	0 (0)	0 (0)	0 (0)	5 (10)	56 (85)	32 (67)	0 (0)	0 (0)	NS	93 (109)
Lake Trout	0.0000 (0.0000)	0 (0)	0 (0)	0 (0)	0 (0)	0 (0)	0 (0)	0 (0)	0 (0)	0 (0)	0 (0)	NS	0 (0)
Lake Whitefish	0.0000 (0.0000)	0 (0)	0 (0)	0 (0)	0 (0)	0 (0)	0 (0)	0 (0)	0 (0)	0 (0)	0 (0)	NS	0 (0)
Largemouth Bass	0.0000 (0.0000)	0 (0)	0 (0)	0 (0)	0 (0)	0 (0)	0 (0)	0 (0)	0 (0)	0 (0)	0 (0)	NS	0 (0)
Muskellunge	0.0000 (0.0000)	0 (0)	0 (0)	0 (0)	0 (0)	0 (0)	0 (0)	0 (0)	0 (0)	0 (0)	0 (0)	NS	0 (0)
Northern Pike	0.0002 (0.0012)	0 (0)	0 (0)	0 (0)	0 (0)	0 (0)	0 (0)	0 (0)	19 (39)	0 (0)	0 (0)	NS	19 (39)
Other	0.0002 (0.0263)	0 (0)	0 (0)	0 (0)	0 (0)	25 (54)	0 (0)	0 (0)	0 (0)	0 (0)	0 (0)	NS	25 (54)
Pink Salmon	0.0000 (0.0000)	0 (0)	0 (0)	0 (0)	0 (0)	0 (0)	0 (0)	0 (0)	0 (0)	0 (0)	0 (0)	NS	0 (0)
Pumpkinseed	0.0007 (0.0117)	0 (0)	0 (0)	14 (33)	72 (149)	0 (0)	0 (0)	0 (0)	0 (0)	0 (0)	0 (0)	NS	86 (153)
Rainbow Trout	0.0000 (0.0000)	0 (0)	0 (0)	0 (0)	0 (0)	0 (0)	0 (0)	0 (0)	0 (0)	0 (0)	0 (0)	NS	0 (0)
Rock Bass	0.0000 (0.0000)	0 (0)	0 (0)	0 (0)	0 (0)	0 (0)	0 (0)	0 (0)	0 (0)	0 (0)	0 (0)	NS	0 (0)
Round whitefish	0.0000 (0.0028)	6 (14)	0 (0)	0 (0)	0 (0)	0 (0)	0 (0)	0 (0)	0 (0)	0 (0)	0 (0)	NS	6 (14)
Smallmouth bass	0.0000 (0.0000)	0 (0)	0 (0)	0 (0)	0 (0)	0 (0)	0 (0)	0 (0)	0 (0)	0 (0)	0 (0)	NS	0 (0)
Walleye	0.0332 (0.0277)	16 (31)	15 (24)	0 (0)	0 (0)	0 (0)	155 (273)	1,622 (1,151)	2,185 (1,213)	154 (281)	0 (0)	NS	4,147 (1,718)
White bass	0.0000 (0.0026)	0 (0)	0 (0)	0 (0)	0 (0)	0 (0)	6 (12)	0 (0)	0 (0)	0 (0)	0 (0)	NS	6 (12)
White perch	0.0042 (0.0073)	0 (0)	329 (713)	0 (0)	22 (50)	0 (0)	66 (143)	27 (58)	77 (135)	0 (0)	0 (0)	NS	521 (744)
Yellow perch	0.6327 (0.4020)	2,273 (1,834)	31,204 (47,313)	340 (892)	9,377 (8,905)	454 (677)	2,153 (2,194)	5,130 (4,330)	14,736 (8,934)	6,683 (8,981)	6,716 (4,230)	NS	79,066 (45,952)
Angler Hrs		5,203 (3,954)	33,158 (22,290)	648 (778)	13,500 (10,688)	2,896 (2,395)	4,893 (2,868)	25,009 (15,036)	32,407 (15,221)	4,666 (4,271)	2,594 (1,488)	NS	124,974 (78,989)
Angler Trips		1,206 (925)	5,777 (4,073)	189 (244)	3,048 (2,303)	928 (903)	1,096 (623)	5,012 (3,016)	5,830 (2,700)	960 (867)	560 (325)	NS	24,606 (46,144)
Angler Days		1,336 (981)	6,160 (4,277)	215 (255)	4,534 (3,436)	731 (701)	1,074 (608)	4,884 (2,943)	5,754 (2,669)	960 (867)	560 (325)	NS	26,208 (45,823)

Table B.82.–Sebewaing to Sand Point (Site 288) for 1996. “NS” means not sampled.

Species	Harvest per hr	Jan	Feb	Mar	Apr	May	Jun	Jul	Aug	Sep	Oct	Nov	Season
Brown Trout	0.0000 (0.0000)	0 (0)	0 (0)	0 (0)	0 (0)	0 (0)	0 (0)	0 (0)	0 (0)	0 (0)	0 (0)	NS	0 (0)
Channel Catfish	0.0148 (0.0177)	0 (0)	0 (0)	0 (0)	25 (52)	1,283 (1,484)	570 (724)	1,348 (1,292)	211 (227)	47 (111)	0 (0)	NS	3,484 (2,062)
Chinook Salmon	0.0000 (0.0000)	0 (0)	0 (0)	0 (0)	0 (0)	0 (0)	0 (0)	0 (0)	0 (0)	0 (0)	0 (0)	NS	0 (0)
Coho Salmon	0.0000 (0.0000)	0 (0)	0 (0)	0 (0)	0 (0)	0 (0)	0 (0)	0 (0)	0 (0)	0 (0)	0 (0)	NS	0 (0)
Freshwater Drum	0.0049 (0.0115)	0 (0)	0 (0)	0 (0)	0 (0)	100 (210)	140 (190)	810 (1,133)	113 (230)	0 (0)	0 (0)	NS	1,163 (1,190)
Lake Trout	0.0000 (0.0000)	0 (0)	0 (0)	0 (0)	0 (0)	0 (0)	0 (0)	0 (0)	0 (0)	0 (0)	0 (0)	NS	0 (0)
Lake Whitefish	0.0000 (0.0000)	0 (0)	0 (0)	0 (0)	0 (0)	0 (0)	0 (0)	0 (0)	0 (0)	0 (0)	0 (0)	NS	0 (0)
Largemouth Bass	0.0009 (0.0132)	0 (0)	0 (0)	0 (0)	0 (0)	175 (366)	27 (57)	0 (0)	0 (0)	0 (0)	0 (0)	NS	202 (370)
Muskellunge	0.0000 (0.0000)	0 (0)	0 (0)	0 (0)	0 (0)	0 (0)	0 (0)	0 (0)	0 (0)	0 (0)	0 (0)	NS	0 (0)
Northern Pike	0.0009 (0.0051)	185 (385)	0 (0)	0 (0)	0 (0)	0 (0)	16 (33)	0 (0)	0 (0)	0 (0)	0 (0)	NS	201 (386)
Other	0.0385 (0.4284)	0 (0)	0 (0)	0 (0)	0 (0)	145 (329)	8,925 (12,135)	0 (0)	0 (0)	0 (0)	1 (3)	NS	9,071 (12,139)
Pink Salmon	0.0000 (0.0000)	0 (0)	0 (0)	0 (0)	0 (0)	0 (0)	0 (0)	0 (0)	0 (0)	0 (0)	0 (0)	NS	0 (0)
Pumpkinseed	0.0001 (0.1032)	0 (0)	0 (0)	0 (0)	0 (0)	0 (0)	0 (0)	0 (0)	0 (0)	0 (0)	23 (64)	NS	23 (64)
Rainbow Trout	0.0000 (0.0000)	0 (0)	0 (0)	0 (0)	0 (0)	0 (0)	0 (0)	0 (0)	0 (0)	0 (0)	0 (0)	NS	0 (0)
Rock Bass	0.0009 (0.0053)	0 (0)	0 (0)	0 (0)	0 (0)	0 (0)	97 (207)	122 (263)	0 (0)	0 (0)	0 (0)	NS	219 (335)
Round whitefish	0.0000 (0.0000)	0 (0)	0 (0)	0 (0)	0 (0)	0 (0)	0 (0)	0 (0)	0 (0)	0 (0)	0 (0)	NS	0 (0)
Smallmouth bass	0.0006 (0.0130)	0 (0)	0 (0)	0 (0)	0 (0)	0 (0)	131 (210)	0 (0)	0 (0)	0 (0)	0 (0)	NS	131 (210)
Walleye	0.0524 (0.0548)	0 (0)	15 (33)	0 (0)	0 (0)	0 (0)	34 (41)	8,061 (5,542)	4,139 (2,011)	83 (155)	0 (0)	NS	12,332 (5,898)
White bass	0.0002 (0.0022)	0 (0)	0 (0)	0 (0)	0 (0)	0 (0)	0 (0)	48 (102)	0 (0)	0 (0)	0 (0)	NS	48 (102)
White perch	0.0001 (0.0012)	0 (0)	0 (0)	0 (0)	0 (0)	0 (0)	0 (0)	26 (54)	0 (0)	0 (0)	0 (0)	NS	26 (54)
Yellow perch	0.6835 (0.3888)	90,138 (95,645)	14,939 (12,553)	4,839 (4,170)	24,867 (29,824)	62 (95)	1,708 (2,404)	5,238 (4,339)	6,398 (4,590)	11,251 (10,386)	1,414 (1,654)	NS	160,854 (85,784)
Angler Hrs		72,100 (27,091)	26,940 (12,718)	5,363 (2,536)	12,350 (12,551)	12,337 (7,332)	17,017 (9,381)	49,133 (31,462)	30,596 (8,988)	7,933 (6,452)	1,567 (1,547)	NS	235,336 (120,058)
Angler Trips		19,078 (9,117)	4,811 (2,284)	1,041 (516)	3,309 (3,294)	2,891 (2,062)	3,380 (1,877)	8,231 (5,090)	5,501 (1,632)	1,349 (1,055)	531 (604)	NS	50,122 (67,216)
Angler Days		19,649 (9,205)	5,093 (2,375)	1,172 (566)	4,657 (4,587)	2,628 (1,859)	3,105 (1,727)	7,877 (4,873)	5,152 (1,545)	1,349 (1,055)	395 (411)	NS	51,077 (66,366)

Table B.83.–Sand Point to Port Austin (site 236) for 1996. “NS” means not sampled.

Species	Harvest per hr	Jan	Feb	Mar	Apr	May	Jun	Jul	Aug	Sep	Oct	Nov	Season
Brown Trout	0.0032 (0.0051)	54 (116)	0 (0)	NS	0 (0)	0 (0)	0 (0)	559 (818)	29 (47)	56 (126)	0 (0)	NS	698 (837)
Channel Catfish	0.0032 (0.0037)	0 (0)	0 (0)	NS	0 (0)	0 (0)	60 (126)	446 (560)	196 (148)	0 (0)	0 (0)	NS	702 (585)
Chinook Salmon	0.0134 (0.0076)	0 (0)	0 (0)	NS	0 (0)	0 (0)	107 (143)	340 (342)	1,196 (562)	1,015 (1,174)	244 (332)	NS	2,902 (1,278)
Coho Salmon	0.0000 (0.0000)	0 (0)	0 (0)	NS	0 (0)	0 (0)	0 (0)	0 (0)	0 (0)	0 (0)	0 (0)	NS	0 (0)
Freshwater Drum	0.0001 (0.0007)	0 (0)	0 (0)	NS	0 (0)	0 (0)	0 (0)	0 (0)	23 (49)	0 (0)	0 (0)	NS	23 (43)
Lake Trout	0.0127 (0.0082)	0 (0)	0 (0)	NS	0 (0)	0 (0)	325 (294)	1,043 (888)	1,364 (668)	0 (0)	14 (28)	NS	2,746 (1,150)
Lake Whitefish	0.0000 (0.0000)	0 (0)	0 (0)	NS	0 (0)	0 (0)	0 (0)	0 (0)	0 (0)	0 (0)	0 (0)	NS	0 (0)
Largemouth Bass	0.0000 (0.0000)	0 (0)	0 (0)	NS	0 (0)	0 (0)	0 (0)	0 (0)	0 (0)	0 (0)	0 (0)	NS	0 (0)
Muskellunge	0.0000 (0.0000)	0 (0)	0 (0)	NS	0 (0)	0 (0)	0 (0)	0 (0)	0 (0)	0 (0)	0 (0)	NS	0 (0)
Northern Pike	0.0001 (0.0146)	0 (0)	0 (0)	NS	0 (0)	0 (0)	0 (0)	0 (0)	0 (0)	0 (0)	23 (48)	NS	23 (48)
Other	0.1102 (1.2123)	0 (0)	0 (0)	NS	0 (0)	0 (0)	23,896 (20,256)	0 (0)	0 (0)	0 (0)	0 (0)	NS	23,896 (20,256)
Pink Salmon	0.0001 (0.0005)	0 (0)	0 (0)	NS	0 (0)	0 (0)	0 (0)	0 (0)	22 (33)	0 (0)	0 (0)	NS	22 (33)
Pumpkinseed	0.0000 (0.0000)	0 (0)	0 (0)	NS	0 (0)	0 (0)	0 (0)	0 (0)	0 (0)	0 (0)	0 (0)	NS	0 (0)
Rainbow Trout	0.0046 (0.0040)	0 (0)	0 (0)	NS	0 (0)	0 (0)	184 (294)	383 (478)	432 (247)	0 (0)	0 (0)	NS	999 (612)
Rock Bass	0.0000 (0.0000)	0 (0)	0 (0)	NS	0 (0)	0 (0)	0 (0)	0 (0)	0 (0)	0 (0)	0 (0)	NS	0 (0)
Round whitefish	0.0000 (0.0000)	0 (0)	0 (0)	NS	0 (0)	0 (0)	0 (0)	0 (0)	0 (0)	0 (0)	0 (0)	NS	0 (0)
Smallmouth bass	0.0002 (0.0007)	0 (0)	0 (0)	NS	0 (0)	0 (0)	16 (33)	0 (0)	21 (43)	0 (0)	0 (0)	NS	37 (54)
Walleye	0.0357 (0.0181)	0 (0)	0 (0)	NS	0 (0)	0 (0)	25 (51)	3,328 (2,203)	4,103 (1,655)	253 (566)	27 (57)	NS	7,736 (2,791)
White bass	0.0011 (0.0034)	0 (0)	0 (0)	NS	0 (0)	0 (0)	0 (0)	236 (496)	12 (26)	0 (0)	0 (0)	NS	248 (497)
White perch	0.0001 (0.0007)	0 (0)	0 (0)	NS	0 (0)	0 (0)	0 (0)	0 (0)	27 (43)	0 (0)	0 (0)	NS	27 (43)
Yellow perch	0.1070 (0.0655)	2,374 (3,301)	0 (0)	NS	571 (991)	1,851 (3,365)	10,781 (11,780)	2,575 (3,687)	4,204 (2,342)	610 (1,033)	234 (420)	NS	23,200 (13,064)
Angler Hrs		3,591 (2,492)	0 (0)	NS	4,847 (3,991)	16,297 (10,534)	19,566 (8,404)	84,041 (42,007)	64,037 (20,210)	21,697 (15,181)	6,283 (2,291)	NS	216,768 (102,618)
Angler Trips		833 (743)	0 (0)	NS	3,617 (3,456)	2,836 (1,922)	3,478 (1,597)	17,224 (9,012)	11,732 (3,743)	5,417 (3,765)	1,937 (884)	NS	47,074 (24,914)
Angler Days		712 (645)	0 (0)	NS	2,332 (2,274)	2,546 (1,608)	3,151 (1,527)	15,165 (7,999)	10,622 (3,382)	4,375 (3,130)	1,246 (613)	NS	40,149 (22,250)

Table B.84.–Saginaw Bay all sites combined for 1997. “NS” means not sampled.

Species	Harvest per hr	Jan	Feb	Mar	Apr	May	Jun	Jul	Aug	Sep	Oct	Nov	Season
Brown Trout	0.0012 (0.0015)	NS	NS	NS	469 (878)	102 (470)	30 (140)	859 (1,445)	3 (0)	8 (38)	95 (530)	NS	1,567 (1,839)
Channel Catfish	0.0000 (0.0000)	NS	NS	NS	0 (0)	0 (0)	0 (0)	0 (0)	0 (0)	0 (0)	0 (0)	NS	0 (0)
Chinook Salmon	0.0114 (0.0084)	NS	NS	NS	221 (620)	2,860 (7,144)	3,712 (4,044)	2,370 (2,508)	4,370 (6,024)	590 (221)	197 (668)	NS	14,320 (10,528)
Coho Salmon	0.0000 (0.0002)	NS	NS	NS	41 (197)	8 (49)	0 (0)	0 (0)	0 (0)	0 (0)	0 (0)	NS	49 (203)
Freshwater Drum	0.0000 (0.0000)	NS	NS	NS	0 (0)	0 (0)	0 (0)	0 (0)	0 (0)	0 (0)	0 (0)	NS	0 (0)
Lake Trout	0.0074 (0.0068)	NS	NS	NS	0 (0)	2,100 (5,857)	3,084 (4,149)	1,560 (2,504)	2,575 (3,794)	2 (3)	0 (0)	NS	9,321 (8,496)
Lake Whitefish	0.0000 (0.0000)	NS	NS	NS	0 (0)	0 (0)	6 (43)	0 (0)	0 (0)	0 (0)	0 (0)	NS	6 (43)
Largemouth Bass	0.0000 (0.0000)	NS	NS	NS	0 (0)	0 (0)	0 (0)	0 (0)	0 (0)	0 (0)	0 (0)	NS	0 (0)
Muskellunge	0.0000 (0.0000)	NS	NS	NS	0 (0)	0 (0)	0 (0)	0 (0)	0 (0)	0 (0)	0 (0)	NS	0 (0)
Northern Pike	0.0000 (0.0000)	NS	NS	NS	0 (0)	0 (0)	0 (0)	0 (0)	0 (0)	0 (0)	0 (0)	NS	0 (0)
Other	0.0000 (0.0000)	NS	NS	NS	0 (0)	0 (0)	0 (0)	0 (0)	0 (0)	0 (0)	0 (0)	NS	0 (0)
Pink Salmon	0.0000 (0.0001)	NS	NS	NS	0 (0)	16 (97)	0 (0)	0 (0)	0 (0)	0 (0)	0 (0)	NS	16 (97)
Pumpkinseed	0.0000 (0.0000)	NS	NS	NS	0 (0)	0 (0)	0 (0)	0 (0)	0 (0)	0 (0)	0 (0)	NS	0 (0)
Rainbow Trout	0.0014 (0.0016)	NS	NS	NS	24 (147)	115 (239)	366 (640)	648 (1,076)	525 (1,516)	79 (344)	30 (105)	NS	1,787 (2,018)
Rock Bass	0.0000 (0.0000)	NS	NS	NS	0 (0)	0 (0)	0 (0)	0 (0)	0 (0)	0 (0)	0 (0)	NS	0 (0)
Round whitefish	0.0000 (0.0000)	NS	NS	NS	0 (0)	0 (0)	0 (0)	0 (0)	0 (0)	0 (0)	0 (0)	NS	0 (0)
Smallmouth bass	0.0005 (0.0018)	NS	NS	NS	0 (0)	19 (100)	86 (435)	124 (1,107)	405 (1,914)	0 (0)	13 (361)	NS	647 (2,284)
Walleye	0.0541 (0.0239)	NS	NS	NS	2,149 (3,553)	986 (2,485)	4,586 (6,190)	43,598 (22,035)	16,340 (18,270)	185 (786)	275 (2,006)	NS	68,119 (29,683)
White bass	0.0000 (0.0000)	NS	NS	NS	0 (0)	0 (0)	0 (0)	0 (0)	0 (0)	0 (0)	0 (0)	NS	0 (0)
White perch	0.0000 (0.0000)	NS	NS	NS	0 (0)	0 (0)	0 (0)	0 (0)	0 (0)	0 (0)	0 (0)	NS	0 (0)
Yellow perch	0.5324 (0.1960)	NS	NS	NS	33,365 (50,991)	3,422 (17,259)	14,525 (21,002)	79,992 (71,516)	222,093 (171,529)	210,665 (119,705)	105,848 (72,925)	NS	669,910 (239,839)
Angler Hrs		NS	NS	NS	93,447 (15,345)	81,369 (20,920)	149,114 (20,444)	375,929 (63,184)	364,023 (52,490)	126,093 (24,101)	68,333 (14,504)	NS	1,258,308 (92,896)
Angler Trips		NS	NS	NS	27,185 (6,411)	19,932 (4,981)	29,247 (4,104)	71,313 (11,796)	74,272 (11,307)	25,768 (5,042)	14,736 (3,335)	NS	262,453 (6,411)
Angler Days		NS	NS	NS	30,185 (4,042)	16,175 (4,118)	26,817 (3,883)	66,820 (11,227)	68,810 (10,746)	24,160 (4,760)	13,592 (3,173)	NS	246,559 (4,042)

Table B.85.–Tawas (Site 250) for 1997. “NS” means not sampled.

Species	Harvest per hr	Jan	Feb	Mar	Apr	May	Jun	Jul	Aug	Sep	Oct	Nov	Season
Brown Trout	0.0111 (0.0226)	NS	NS	NS	318 (949)	40 (298)	30 (140)	859 (1,445)	3 (0)	8 (38)	95 (561)	NS	1,354 (1,743)
Channel Catfish	0.0000 (0.0000)	NS	NS	NS	0 (0)	0 (0)	0 (0)	0 (0)	0 (0)	0 (0)	0 (0)	NS	0 (0)
Chinook Salmon	0.0383 (0.0297)	NS	NS	NS	24 (159)	786 (1,579)	2,017 (1,729)	1,401 (1,695)	183 (1,052)	69 (213)	179 (663)	NS	4,660 (3,156)
Coho Salmon	0.0000 (0.0000)	NS	NS	NS	0 (0)	0 (0)	0 (0)	2 (0)	0 (0)	0 (0)	0 (0)	NS	2 (0)
Freshwater Drum	0.0000 (0.0000)	NS	NS	NS	0 (0)	0 (0)	0 (0)	0 (0)	0 (0)	0 (0)	0 (0)	NS	0 (0)
Lake Trout	0.0111 (0.0193)	NS	NS	NS	0 (0)	465 (941)	746 (1,350)	86 (268)	53 (344)	2 (3)	0 (0)	NS	1,352 (1,703)
Lake Whitefish	0.0000 (0.0020)	NS	NS	NS	0 (0)	0 (0)	6 (43)	0 (0)	0 (0)	0 (0)	0 (0)	NS	6 (43)
Largemouth Bass	0.0000 (0.0000)	NS	NS	NS	0 (0)	0 (0)	0 (0)	0 (0)	0 (0)	0 (0)	0 (0)	NS	0 (0)
Muskellunge	0.0000 (0.0000)	NS	NS	NS	0 (0)	0 (0)	0 (0)	0 (0)	0 (0)	0 (0)	0 (0)	NS	0 (0)
Northern Pike	0.0000 (0.0000)	NS	NS	NS	0 (0)	0 (0)	0 (0)	0 (0)	0 (0)	0 (0)	0 (0)	NS	0 (0)
Other	0.0000 (0.0000)	NS	NS	NS	0 (0)	0 (0)	0 (0)	0 (0)	0 (0)	0 (0)	0 (0)	NS	0 (0)
Pink Salmon	0.0000 (0.0000)	NS	NS	NS	0 (0)	0 (0)	0 (0)	0 (0)	0 (0)	0 (0)	0 (0)	NS	0 (0)
Pumpkinseed	0.0000 (0.0000)	NS	NS	NS	0 (0)	0 (0)	0 (0)	0 (0)	0 (0)	0 (0)	0 (0)	NS	0 (0)
Rainbow Trout	0.0053 (0.0079)	NS	NS	NS	24 (147)	17 (44)	99 (248)	409 (649)	62 (344)	0 (4)	30 (146)	NS	642 (798)
Rock Bass	0.0000 (0.0000)	NS	NS	NS	0 (0)	0 (0)	0 (0)	0 (0)	0 (0)	0 (0)	0 (0)	NS	0 (0)
Round whitefish	0.0000 (0.0000)	NS	NS	NS	0 (0)	0 (0)	0 (0)	0 (0)	0 (0)	0 (0)	0 (0)	NS	0 (0)
Smallmouth bass	0.0000 (0.0000)	NS	NS	NS	0 (0)	0 (0)	0 (0)	0 (0)	0 (0)	0 (0)	0 (0)	NS	0 (0)
Walleye	0.0052 (0.0136)	NS	NS	NS	121 (962)	2 (17)	61 (240)	272 (679)	157 (752)	22 (138)	0 (0)	NS	636 (1,424)
White bass	0.0000 (0.0000)	NS	NS	NS	0 (0)	0 (0)	0 (0)	0 (0)	0 (0)	0 (0)	0 (0)	NS	0 (0)
White perch	0.0000 (0.0000)	NS	NS	NS	0 (0)	0 (0)	0 (0)	0 (0)	0 (0)	0 (0)	0 (0)	NS	0 (0)
Yellow perch	0.0339 (0.1996)	NS	NS	NS	0 (0)	0 (0)	1,328 (3,275)	2,798 (10,087)	0 (0)	0 (0)	0 (0)	NS	4,126 (10,605)
Angler Hrs		NS	NS	NS	13,605 (6,176)	8,753 (3,738)	21,982 (6,311)	34,552 (12,724)	29,216 (9,071)	8,552 (3,269)	5,129 (2,357)	NS	121,790 (43,648)
Angler Trips		NS	NS	NS	3,019 (1,134)	1,791 (904)	4,504 (1,267)	7,580 (2,906)	7,432 (2,656)	2,286 (971)	1,287 (666)	NS	27,899 (15,547)
Angler Days		NS	NS	NS	4,217 (1,648)	1,682 (893)	4,107 (1,200)	6,415 (2,500)	5,848 (2,123)	1,878 (810)	1,004 (529)	NS	25,151 (14,233)

Table B.86.–Au Gres (site 255) for 1997. “NS” means not sampled.

Species	Harvest per hr	Jan	Feb	Mar	Apr	May	Jun	Jul	Aug	Sep	Oct	Nov	Season
Brown Trout	0.0004 (0.0224)	NS	NS	NS	110 (416)	46 (357)	0 (0)	0 (0)	0 (0)	0 (0)	0 (0)	NS	156 (548)
Channel Catfish	0.0000 (0.0000)	NS	NS	NS	0 (0)	0 (0)	0 (0)	0 (0)	0 (0)	0 (0)	0 (0)	NS	0 (0)
Chinook Salmon	0.0006 (0.0038)	NS	NS	NS	135 (524)	0 (0)	0 (0)	0 (0)	50 (347)	19 (131)	0 (0)	NS	204 (642)
Coho Salmon	0.0000 (0.0000)	NS	NS	NS	0 (0)	0 (0)	0 (0)	0 (0)	0 (0)	0 (0)	0 (0)	NS	0 (0)
Freshwater Drum	0.0000 (0.0000)	NS	NS	NS	0 (0)	0 (0)	0 (0)	0 (0)	0 (0)	0 (0)	0 (0)	NS	0 (0)
Lake Trout	0.0000 (0.0000)	NS	NS	NS	0 (0)	0 (0)	0 (0)	0 (0)	0 (0)	0 (0)	0 (0)	NS	0 (0)
Lake Whitefish	0.0000 (0.0000)	NS	NS	NS	0 (0)	0 (0)	0 (0)	0 (0)	0 (0)	0 (0)	0 (0)	NS	0 (0)
Largemouth Bass	0.0000 (0.0000)	NS	NS	NS	0 (0)	0 (0)	0 (0)	0 (0)	0 (0)	0 (0)	0 (0)	NS	0 (0)
Muskellunge	0.0000 (0.0000)	NS	NS	NS	0 (0)	0 (0)	0 (0)	0 (0)	0 (0)	0 (0)	0 (0)	NS	0 (0)
Northern Pike	0.0000 (0.0000)	NS	NS	NS	0 (0)	0 (0)	0 (0)	0 (0)	0 (0)	0 (0)	0 (0)	NS	0 (0)
Other	0.0000 (0.0000)	NS	NS	NS	0 (0)	0 (0)	0 (0)	0 (0)	0 (0)	0 (0)	0 (0)	NS	0 (0)
Pink Salmon	0.0000 (0.0000)	NS	NS	NS	0 (0)	0 (0)	0 (0)	0 (0)	0 (0)	0 (0)	0 (0)	NS	0 (0)
Pumpkinseed	0.0000 (0.0000)	NS	NS	NS	0 (0)	0 (0)	0 (0)	0 (0)	0 (0)	0 (0)	0 (0)	NS	0 (0)
Rainbow Trout	0.0001 (0.0075)	NS	NS	NS	0 (0)	0 (0)	0 (0)	0 (0)	1 (0)	49 (344)	0 (0)	NS	50 (344)
Rock Bass	0.0000 (0.0000)	NS	NS	NS	0 (0)	0 (0)	0 (0)	0 (0)	0 (0)	0 (0)	0 (0)	NS	0 (0)
Round whitefish	0.0000 (0.0000)	NS	NS	NS	0 (0)	0 (0)	0 (0)	0 (0)	0 (0)	0 (0)	0 (0)	NS	0 (0)
Smallmouth bass	0.0003 (0.0042)	NS	NS	NS	0 (0)	0 (0)	63 (404)	0 (0)	49 (349)	0 (0)	0 (0)	NS	111 (534)
Walleye	0.0458 (0.0443)	NS	NS	NS	1,698 (3,027)	182 (1,191)	32 (0)	12,126 (11,499)	2,320 (5,561)	49 (341)	50 (212)	NS	16,457 (13,186)
White bass	0.0000 (0.0000)	NS	NS	NS	0 (0)	0 (0)	0 (0)	0 (0)	0 (0)	0 (0)	0 (0)	NS	0 (0)
White perch	0.0000 (0.0000)	NS	NS	NS	0 (0)	0 (0)	0 (0)	0 (0)	0 (0)	0 (0)	0 (0)	NS	0 (0)
Yellow perch	0.8544 (0.4505)	NS	NS	NS	2,343 (15,262)	0 (0)	1,943 (6,294)	21,651 (35,906)	90,621 (91,821)	123,725 (80,871)	66,671 (45,261)	NS	306,954 (136,193)
Angler Hrs		NS	NS	NS	30,832 (12,761)	14,755 (7,058)	23,594 (10,420)	104,030 (42,576)	107,751 (21,233)	49,988 (20,859)	28,294 (12,283)	NS	359,244 (127,191)
Angler Trips		NS	NS	NS	6,454 (2,854)	3,303 (1,658)	3,956 (1,729)	16,932 (6,817)	20,075 (4,028)	9,508 (3,964)	4,875 (2,236)	NS	65,103 (33,192)
Angler Days		NS	NS	NS	4,252 (2,273)	2,452 (1,381)	3,557 (1,583)	16,033 (6,488)	18,368 (3,779)	8,718 (3,668)	4,541 (2,094)	NS	57,921 (31,755)

Table B.87.–Saganing Creek to mouth of Saginaw River (Site 260) for 1997. “NS” means not sampled.

Species	Harvest per hr	Jan	Feb	Mar	Apr	May	Jun	Jul	Aug	Sep	Oct	Nov	Season
Brown Trout	0.0000 (0.0000)	NS	NS	NS	0 (0)	0 (0)	0 (0)	0 (0)	0 (0)	0 (0)	0 (0)	NS	0 (0)
Channel Catfish	0.0000 (0.0000)	NS	NS	NS	0 (0)	0 (0)	0 (0)	0 (0)	0 (0)	0 (0)	0 (0)	NS	0 (0)
Chinook Salmon	0.0000 (0.0000)	NS	NS	NS	0 (0)	0 (0)	0 (0)	0 (0)	0 (0)	0 (0)	0 (0)	NS	0 (0)
Coho Salmon	0.0000 (0.0000)	NS	NS	NS	0 (0)	0 (0)	0 (0)	0 (0)	0 (0)	0 (0)	0 (0)	NS	0 (0)
Freshwater Drum	0.0000 (0.0000)	NS	NS	NS	0 (0)	0 (0)	0 (0)	0 (0)	0 (0)	0 (0)	0 (0)	NS	0 (0)
Lake Trout	0.0000 (0.0000)	NS	NS	NS	0 (0)	0 (0)	0 (0)	0 (0)	0 (0)	0 (0)	0 (0)	NS	0 (0)
Lake Whitefish	0.0000 (0.0000)	NS	NS	NS	0 (0)	0 (0)	0 (0)	0 (0)	0 (0)	0 (0)	0 (0)	NS	0 (0)
Largemouth Bass	0.0000 (0.0000)	NS	NS	NS	0 (0)	0 (0)	0 (0)	0 (0)	0 (0)	0 (0)	0 (0)	NS	0 (0)
Muskellunge	0.0000 (0.0000)	NS	NS	NS	0 (0)	0 (0)	0 (0)	0 (0)	0 (0)	0 (0)	0 (0)	NS	0 (0)
Northern Pike	0.0000 (0.0000)	NS	NS	NS	0 (0)	0 (0)	0 (0)	0 (0)	0 (0)	0 (0)	0 (0)	NS	0 (0)
Other	0.0000 (0.0000)	NS	NS	NS	0 (0)	0 (0)	0 (0)	0 (0)	0 (0)	0 (0)	0 (0)	NS	0 (0)
Pink Salmon	0.0000 (0.0000)	NS	NS	NS	0 (0)	0 (0)	0 (0)	0 (0)	0 (0)	0 (0)	0 (0)	NS	0 (0)
Pumpkinseed	0.0000 (0.0000)	NS	NS	NS	0 (0)	0 (0)	0 (0)	0 (0)	0 (0)	0 (0)	0 (0)	NS	0 (0)
Rainbow Trout	0.0000 (0.0000)	NS	NS	NS	0 (0)	0 (0)	0 (0)	0 (0)	0 (0)	0 (0)	0 (0)	NS	0 (0)
Rock Bass	0.0000 (0.0000)	NS	NS	NS	0 (0)	0 (0)	0 (0)	0 (0)	0 (0)	0 (0)	0 (0)	NS	0 (0)
Round whitefish	0.0000 (0.0000)	NS	NS	NS	0 (0)	0 (0)	0 (0)	0 (0)	0 (0)	0 (0)	0 (0)	NS	0 (0)
Smallmouth bass	0.0006 (0.0143)	NS	NS	NS	0 (0)	19 (100)	0 (0)	124 (1,107)	0 (0)	0 (0)	0 (0)	NS	143 (1,111)
Walleye	0.0675 (0.0877)	NS	NS	NS	149 (1,423)	365 (1,644)	1,666 (4,372)	7,835 (14,151)	5,861 (12,894)	67 (482)	220 (1,991)	NS	16,162 (19,863)
White bass	0.0000 (0.0000)	NS	NS	NS	0 (0)	0 (0)	0 (0)	0 (0)	0 (0)	0 (0)	0 (0)	NS	0 (0)
White perch	0.0000 (0.0000)	NS	NS	NS	0 (0)	0 (0)	0 (0)	0 (0)	0 (0)	0 (0)	0 (0)	NS	0 (0)
Yellow perch	0.7382 (0.6476)	NS	NS	NS	7,167 (26,174)	2,568 (17,241)	4,594 (17,845)	30,248 (51,084)	63,476 (116,249)	44,702 (51,402)	23,931 (46,207)	NS	176,686 (148,850)
Angler Hrs		NS	NS	NS	8,793 (3,905)	14,180 (6,166)	21,431 (9,049)	67,073 (32,061)	80,488 (24,261)	29,550 (10,909)	17,848 (8,721)	NS	239,363 (95,071)
Angler Trips		NS	NS	NS	2,015 (1,220)	2,600 (1,260)	3,985 (1,684)	13,029 (6,411)	16,288 (5,008)	5,862 (2,188)	3,913 (1,938)	NS	47,692 (22,395)
Angler Days		NS	NS	NS	2,015 (1,220)	2,563 (1,233)	3,985 (1,684)	12,807 (6,291)	16,288 (5,008)	5,862 (2,188)	3,913 (1,938)	NS	47,433 (22,247)

Table B.88.–Essexville to mouth of Saginaw River (Site 356) for 1997. “NS” means not sampled.

Species	Harvest per hr	Jan	Feb	Mar	Apr	May	Jun	Jul	Aug	Sep	Oct	Nov	Season
Brown Trout	0.0000 (0.0000)	NS	NS	NS	0 (0)	0 (0)	0 (0)	0 (0)	0 (0)	0 (0)	0 (0)	NS	0 (0)
Channel Catfish	0.0000 (0.0000)	NS	NS	NS	0 (0)	0 (0)	0 (0)	0 (0)	0 (0)	0 (0)	0 (0)	NS	0 (0)
Chinook Salmon	0.0000 (0.0000)	NS	NS	NS	0 (0)	0 (0)	0 (0)	0 (0)	0 (0)	0 (0)	0 (0)	NS	0 (0)
Coho Salmon	0.0000 (0.0000)	NS	NS	NS	0 (0)	0 (0)	0 (0)	0 (0)	0 (0)	0 (0)	0 (0)	NS	0 (0)
Freshwater Drum	0.0000 (0.0000)	NS	NS	NS	0 (0)	0 (0)	0 (0)	0 (0)	0 (0)	0 (0)	0 (0)	NS	0 (0)
Lake Trout	0.0000 (0.0000)	NS	NS	NS	0 (0)	0 (0)	0 (0)	0 (0)	0 (0)	0 (0)	0 (0)	NS	0 (0)
Lake Whitefish	0.0000 (0.0000)	NS	NS	NS	0 (0)	0 (0)	0 (0)	0 (0)	0 (0)	0 (0)	0 (0)	NS	0 (0)
Largemouth Bass	0.0000 (0.0000)	NS	NS	NS	0 (0)	0 (0)	0 (0)	0 (0)	0 (0)	0 (0)	0 (0)	NS	0 (0)
Muskellunge	0.0000 (0.0000)	NS	NS	NS	0 (0)	0 (0)	0 (0)	0 (0)	0 (0)	0 (0)	0 (0)	NS	0 (0)
Northern Pike	0.0000 (0.0000)	NS	NS	NS	0 (0)	0 (0)	0 (0)	0 (0)	0 (0)	0 (0)	0 (0)	NS	0 (0)
Other	0.0000 (0.0000)	NS	NS	NS	0 (0)	0 (0)	0 (0)	0 (0)	0 (0)	0 (0)	0 (0)	NS	0 (0)
Pink Salmon	0.0000 (0.0000)	NS	NS	NS	0 (0)	0 (0)	0 (0)	0 (0)	0 (0)	0 (0)	0 (0)	NS	0 (0)
Pumpkinseed	0.0000 (0.0000)	NS	NS	NS	0 (0)	0 (0)	0 (0)	0 (0)	0 (0)	0 (0)	0 (0)	NS	0 (0)
Rainbow Trout	0.0000 (0.0000)	NS	NS	NS	0 (0)	0 (0)	0 (0)	0 (0)	0 (0)	0 (0)	0 (0)	NS	0 (0)
Rock Bass	0.0000 (0.0000)	NS	NS	NS	0 (0)	0 (0)	0 (0)	0 (0)	0 (0)	0 (0)	0 (0)	NS	0 (0)
Round whitefish	0.0000 (0.0000)	NS	NS	NS	0 (0)	0 (0)	0 (0)	0 (0)	0 (0)	0 (0)	0 (0)	NS	0 (0)
Smallmouth bass	0.0004 (0.0132)	NS	NS	NS	0 (0)	0 (0)	23 (161)	0 (0)	0 (0)	0 (0)	0 (0)	NS	23 (161)
Walleye	0.0621 (0.1148)	NS	NS	NS	66 (717)	325 (1,428)	1,422 (3,145)	1,021 (2,922)	486 (1,925)	0 (0)	0 (0)	NS	3,320 (4,969)
White bass	0.0000 (0.0000)	NS	NS	NS	0 (0)	0 (0)	0 (0)	0 (0)	0 (0)	0 (0)	0 (0)	NS	0 (0)
White perch	0.0000 (0.0000)	NS	NS	NS	0 (0)	0 (0)	0 (0)	0 (0)	0 (0)	0 (0)	0 (0)	NS	0 (0)
Yellow perch	0.5218 (0.9068)	NS	NS	NS	166 (9,662)	0 (0)	1,674 (5,733)	7,680 (23,279)	9,180 (19,061)	7,193 (21,403)	2,013 (14,785)	NS	27,907 (41,330)
Angler Hrs		NS	NS	NS	3,475 (1,304)	7,683 (6,759)	12,216 (4,040)	11,329 (2,916)	8,966 (2,562)	6,167 (2,956)	3,644 (1,565)	NS	53,480 (22,103)
Angler Trips		NS	NS	NS	603 (236)	1,250 (1,138)	2,311 (788)	2,162 (605)	1,673 (515)	1,135 (560)	820 (360)	NS	9,954 (5,270)
Angler Days		NS	NS	NS	603 (236)	1,250 (1,138)	2,265 (781)	2,076 (592)	1,673 (515)	1,135 (560)	820 (360)	NS	9,822 (5,250)

Table B.89.–Quanicassee to Sebewaing (Site 278) for 1997. “NS” means not sampled.

Species	Harvest per hr	Jan	Feb	Mar	Apr	May	Jun	Jul	Aug	Sep	Oct	Nov	Season
Brown Trout	0.0000 (0.0000)	NS	NS	NS	0 (0)	0 (0)	0 (0)	0 (0)	0 (0)	0 (0)	0 (0)	NS	0 (0)
Channel Catfish	0.0000 (0.0000)	NS	NS	NS	0 (0)	0 (0)	0 (0)	0 (0)	0 (0)	0 (0)	0 (0)	NS	0 (0)
Chinook Salmon	0.0000 (0.0000)	NS	NS	NS	0 (0)	0 (0)	0 (0)	0 (0)	0 (0)	0 (0)	0 (0)	NS	0 (0)
Coho Salmon	0.0000 (0.0000)	NS	NS	NS	0 (0)	0 (0)	0 (0)	0 (0)	0 (0)	0 (0)	0 (0)	NS	0 (0)
Freshwater Drum	0.0000 (0.0000)	NS	NS	NS	0 (0)	0 (0)	0 (0)	0 (0)	0 (0)	0 (0)	0 (0)	NS	0 (0)
Lake Trout	0.0000 (0.0000)	NS	NS	NS	0 (0)	0 (0)	0 (0)	0 (0)	0 (0)	0 (0)	0 (0)	NS	0 (0)
Lake Whitefish	0.0000 (0.0000)	NS	NS	NS	0 (0)	0 (0)	0 (0)	0 (0)	0 (0)	0 (0)	0 (0)	NS	0 (0)
Largemouth Bass	0.0000 (0.0000)	NS	NS	NS	0 (0)	0 (0)	0 (0)	0 (0)	0 (0)	0 (0)	0 (0)	NS	0 (0)
Muskellunge	0.0000 (0.0000)	NS	NS	NS	0 (0)	0 (0)	0 (0)	0 (0)	0 (0)	0 (0)	0 (0)	NS	0 (0)
Northern Pike	0.0000 (0.0000)	NS	NS	NS	0 (0)	0 (0)	0 (0)	0 (0)	0 (0)	0 (0)	0 (0)	NS	0 (0)
Other	0.0000 (0.0000)	NS	NS	NS	0 (0)	0 (0)	0 (0)	0 (0)	0 (0)	0 (0)	0 (0)	NS	0 (0)
Pink Salmon	0.0000 (0.0000)	NS	NS	NS	0 (0)	0 (0)	0 (0)	0 (0)	0 (0)	0 (0)	0 (0)	NS	0 (0)
Pumpkinseed	0.0000 (0.0000)	NS	NS	NS	0 (0)	0 (0)	0 (0)	0 (0)	0 (0)	0 (0)	0 (0)	NS	0 (0)
Rainbow Trout	0.0000 (0.0000)	NS	NS	NS	0 (0)	0 (0)	0 (0)	0 (0)	0 (0)	0 (0)	0 (0)	NS	0 (0)
Rock Bass	0.0000 (0.0000)	NS	NS	NS	0 (0)	0 (0)	0 (0)	0 (0)	0 (0)	0 (0)	0 (0)	NS	0 (0)
Round whitefish	0.0000 (0.0000)	NS	NS	NS	0 (0)	0 (0)	0 (0)	0 (0)	0 (0)	0 (0)	0 (0)	NS	0 (0)
Smallmouth bass	0.0002 (0.0657)	NS	NS	NS	0 (0)	0 (0)	0 (0)	0 (0)	0 (0)	0 (0)	21 (41)	NS	21 (41)
Walleye	0.0744 (0.0934)	NS	NS	NS	0 (0)	43 (117)	1,360 (3,008)	1,169 (2,594)	6,741 (8,987)	99 (474)	19 (117)	NS	9,431 (9,839)
White bass	0.0000 (0.0000)	NS	NS	NS	0 (0)	0 (0)	0 (0)	0 (0)	0 (0)	0 (0)	0 (0)	NS	0 (0)
White perch	0.0000 (0.0000)	NS	NS	NS	0 (0)	0 (0)	0 (0)	0 (0)	0 (0)	0 (0)	0 (0)	NS	0 (0)
Yellow perch	0.6785 (0.5562)	NS	NS	NS	16,133 (31,230)	45 (258)	549 (1,515)	1,447 (3,878)	14,866 (38,926)	35,454 (37,700)	17,513 (20,542)	NS	86,008 (65,170)
Angler Hrs		NS	NS	NS	12,428 (7,692)	4,322 (3,948)	15,590 (7,832)	26,432 (11,770)	45,376 (30,093)	14,903 (7,725)	7,703 (3,577)	NS	126,753 (72,636)
Angler Trips		NS	NS	NS	4,026 (2,465)	1,620 (1,507)	3,142 (1,678)	5,073 (2,353)	9,721 (6,424)	3,291 (1,609)	1,983 (1,022)	NS	28,856 (22,284)
Angler Days		NS	NS	NS	6,960 (4,226)	1,065 (995)	3,018 (1,587)	4,867 (2,264)	9,443 (6,202)	3,130 (1,552)	1,912 (956)	NS	30,395 (21,247)

Table B.90.–Sebewaing to Sand Point (Site 288) for 1997. “NS” means not sampled.

Species	Harvest per hr	Jan	Feb	Mar	Apr	May	Jun	Jul	Aug	Sep	Oct	Nov	Season
Brown Trout	0.0000 (0.0000)	NS	NS	NS	0 (0)	0 (0)	0 (0)	0 (0)	0 (0)	0 (0)	0 (0)	NS	0 (0)
Channel Catfish	0.0000 (0.0000)	NS	NS	NS	0 (0)	0 (0)	0 (0)	0 (0)	0 (0)	0 (0)	0 (0)	NS	0 (0)
Chinook Salmon	0.0000 (0.0000)	NS	NS	NS	0 (0)	0 (0)	0 (0)	0 (0)	0 (0)	0 (0)	0 (0)	NS	0 (0)
Coho Salmon	0.0000 (0.0000)	NS	NS	NS	0 (0)	0 (0)	0 (0)	0 (0)	0 (0)	0 (0)	0 (0)	NS	0 (0)
Freshwater Drum	0.0000 (0.0000)	NS	NS	NS	0 (0)	0 (0)	0 (0)	0 (0)	0 (0)	0 (0)	0 (0)	NS	0 (0)
Lake Trout	0.0000 (0.0000)	NS	NS	NS	0 (0)	0 (0)	0 (0)	0 (0)	0 (0)	0 (0)	0 (0)	NS	0 (0)
Lake Whitefish	0.0000 (0.0000)	NS	NS	NS	0 (0)	0 (0)	0 (0)	0 (0)	0 (0)	0 (0)	0 (0)	NS	0 (0)
Largemouth Bass	0.0000 (0.0000)	NS	NS	NS	0 (0)	0 (0)	0 (0)	0 (0)	0 (0)	0 (0)	0 (0)	NS	0 (0)
Muskellunge	0.0000 (0.0000)	NS	NS	NS	0 (0)	0 (0)	0 (0)	0 (0)	0 (0)	0 (0)	0 (0)	NS	0 (0)
Northern Pike	0.0000 (0.0000)	NS	NS	NS	0 (0)	0 (0)	0 (0)	0 (0)	0 (0)	0 (0)	0 (0)	NS	0 (0)
Other	0.0000 (0.0000)	NS	NS	NS	0 (0)	0 (0)	0 (0)	0 (0)	0 (0)	0 (0)	0 (0)	NS	0 (0)
Pink Salmon	0.0000 (0.0000)	NS	NS	NS	0 (0)	0 (0)	0 (0)	0 (0)	0 (0)	0 (0)	0 (0)	NS	0 (0)
Pumpkinseed	0.0000 (0.0000)	NS	NS	NS	0 (0)	0 (0)	0 (0)	0 (0)	0 (0)	0 (0)	0 (0)	NS	0 (0)
Rainbow Trout	0.0000 (0.0000)	NS	NS	NS	0 (0)	0 (0)	0 (0)	0 (0)	0 (0)	0 (0)	0 (0)	NS	0 (0)
Rock Bass	0.0000 (0.0000)	NS	NS	NS	0 (0)	0 (0)	0 (0)	0 (0)	0 (0)	0 (0)	0 (0)	NS	0 (0)
Round whitefish	0.0000 (0.0000)	NS	NS	NS	0 (0)	0 (0)	0 (0)	0 (0)	0 (0)	0 (0)	0 (0)	NS	0 (0)
Smallmouth bass	0.0025 (0.0383)	NS	NS	NS	0 (0)	0 (0)	0 (0)	0 (0)	356 (1,882)	0 (0)	13 (359)	NS	369 (1,916)
Walleye	0.0911 (0.1031)	NS	NS	NS	0 (0)	0 (0)	103 (444)	10,561 (11,218)	3,042 (7,132)	21 (161)	5 (37)	NS	13,732 (13,302)
White bass	0.0000 (0.0000)	NS	NS	NS	0 (0)	0 (0)	0 (0)	0 (0)	0 (0)	0 (0)	0 (0)	NS	0 (0)
White perch	0.0000 (0.0000)	NS	NS	NS	0 (0)	0 (0)	0 (0)	0 (0)	0 (0)	0 (0)	0 (0)	NS	0 (0)
Yellow perch	0.7171 (0.6856)	NS	NS	NS	20,157 (20,076)	0 (0)	975 (6,046)	10,094 (22,162)	48,015 (72,437)	25,246 (57,278)	3,553 (12,012)	NS	108,040 (97,821)
Angler Hrs		NS	NS	NS	12,970 (5,345)	1,768 (1,691)	17,430 (6,658)	56,057 (24,551)	48,122 (19,447)	11,221 (5,092)	3,095 (1,809)	NS	150,663 (64,592)
Angler Trips		NS	NS	NS	4,528 (1,979)	848 (902)	3,869 (1,715)	10,461 (4,426)	9,308 (3,865)	2,523 (1,149)	988 (708)	NS	32,525 (18,110)
Angler Days		NS	NS	NS	7,876 (3,405)	502 (544)	3,442 (1,468)	10,121 (4,310)	8,998 (3,728)	2,379 (1,104)	805 (573)	NS	34,123 (17,071)

Table B.91.–Sand Point to Port Austin (site 236) for 1997. “NS” means not sampled.

Species	Harvest per hr	Jan	Feb	Mar	Apr	May	Jun	Jul	Aug	Sep	Oct	Nov	Season
Brown Trout	0.0003 (0.0066)	NS	NS	NS	41 (197)	16 (70)	0 (0)	0 (0)	0 (0)	0 (0)	0 (0)	NS	58 (209)
Channel Catfish	0.0000 (0.0000)	NS	NS	NS	0 (0)	0 (0)	0 (0)	0 (0)	0 (0)	0 (0)	0 (0)	NS	0 (0)
Chinook Salmon	0.0462 (0.0584)	NS	NS	NS	62 (291)	2,074 (6,967)	1,695 (3,656)	969 (1,847)	4,121 (5,921)	502 (0)	18 (118)	NS	9,441 (10,024)
Coho Salmon	0.0002 (0.0064)	NS	NS	NS	41 (197)	8 (49)	0 (0)	0 (0)	0 (0)	0 (0)	0 (0)	NS	49 (203)
Freshwater Drum	0.0000 (0.0000)	NS	NS	NS	0 (0)	0 (0)	0 (0)	0 (0)	0 (0)	0 (0)	0 (0)	NS	0 (0)
Lake Trout	0.0390 (0.0553)	NS	NS	NS	0 (0)	1,635 (5,780)	2,338 (3,924)	1,474 (2,489)	2,522 (3,778)	0 (0)	0 (0)	NS	7,969 (8,323)
Lake Whitefish	0.0000 (0.0000)	NS	NS	NS	0 (0)	0 (0)	0 (0)	0 (0)	0 (0)	0 (0)	0 (0)	NS	0 (0)
Largemouth Bass	0.0000 (0.0000)	NS	NS	NS	0 (0)	0 (0)	0 (0)	0 (0)	0 (0)	0 (0)	0 (0)	NS	0 (0)
Muskellunge	0.0000 (0.0000)	NS	NS	NS	0 (0)	0 (0)	0 (0)	0 (0)	0 (0)	0 (0)	0 (0)	NS	0 (0)
Northern Pike	0.0000 (0.0000)	NS	NS	NS	0 (0)	0 (0)	0 (0)	0 (0)	0 (0)	0 (0)	0 (0)	NS	0 (0)
Other	0.0000 (0.0000)	NS	NS	NS	0 (0)	0 (0)	0 (0)	0 (0)	0 (0)	0 (0)	0 (0)	NS	0 (0)
Pink Salmon	0.0001 (0.0056)	NS	NS	NS	0 (0)	16 (97)	0 (0)	0 (0)	0 (0)	0 (0)	0 (0)	NS	16 (97)
Pumpkinseed	0.0000 (0.0000)	NS	NS	NS	0 (0)	0 (0)	0 (0)	0 (0)	0 (0)	0 (0)	0 (0)	NS	0 (0)
Rainbow Trout	0.0054 (0.0113)	NS	NS	NS	0 (0)	98 (235)	267 (590)	239 (857)	462 (1,476)	30 (0)	0 (0)	NS	1,096 (1,821)
Rock Bass	0.0000 (0.0000)	NS	NS	NS	0 (0)	0 (0)	0 (0)	0 (0)	0 (0)	0 (0)	0 (0)	NS	0 (0)
Round whitefish	0.0000 (0.0000)	NS	NS	NS	0 (0)	0 (0)	0 (0)	0 (0)	0 (0)	0 (0)	0 (0)	NS	0 (0)
Smallmouth bass	0.0000 (0.0000)	NS	NS	NS	0 (0)	0 (0)	0 (0)	0 (0)	0 (0)	0 (0)	0 (0)	NS	0 (0)
Walleye	0.0073 (0.0318)	NS	NS	NS	0 (0)	0 (0)	0 (0)	1,328 (3,386)	154 (839)	15 (0)	0 (0)	NS	1,498 (3,489)
White bass	0.0000 (0.0000)	NS	NS	NS	0 (0)	0 (0)	0 (0)	0 (0)	0 (0)	0 (0)	0 (0)	NS	0 (0)
White perch	0.0000 (0.0000)	NS	NS	NS	0 (0)	0 (0)	0 (0)	0 (0)	0 (0)	0 (0)	0 (0)	NS	0 (0)
Yellow perch	0.0974 (0.1727)	NS	NS	NS	3,299 (21,060)	269 (1,017)	220 (1,109)	1,691 (8,215)	5,401 (20,024)	2,116 (0)	6,916 (21,435)	NS	19,912 (34,654)
Angler Hrs		NS	NS	NS	19,747 (12,423)	25,001 (21,634)	36,692 (12,034)	46,387 (20,198)	59,234 (21,276)	9,148 (437)	8,277 (3,842)	NS	204,486 (91,844)
Angler Trips		NS	NS	NS	6,540 (3,533)	7,728 (5,850)	7,460 (2,702)	10,531 (4,829)	13,571 (5,056)	1,801 (309)	2,343 (1,489)	NS	49,974 (32,658)
Angler Days		NS	NS	NS	4,262 (2,343)	5,600 (4,580)	6,550 (2,385)	9,145 (4,123)	11,893 (4,585)	1,584 (246)	2,003 (1,302)	NS	41,037 (29,645)

Table B.92.–Saginaw Bay all sites combined for 1998. “NS” means not sampled.

Species	Harvest per hr	Jan	Feb	Mar	Apr	May	Jun	Jul	Aug	Sep	Oct	Nov	Season
Brown Trout	0.0010 (0.0004)	93 (126)	0 (0)	0 (0)	336 (290)	234 (164)	256 (191)	183 (144)	45 (46)	13 (22)	9 (14)	NS	1,169 (432)
Channel Catfish	0.0000 (0.0000)	0 (0)	0 (0)	0 (0)	0 (0)	0 (0)	0 (0)	0 (0)	0 (0)	0 (0)	0 (0)	NS	0 (0)
Chinook Salmon	0.0077 (0.0017)	0 (0)	0 (0)	0 (0)	72 (52)	1,656 (1,198)	1,020 (465)	1,733 (803)	2,979 (932)	1,383 (890)	431 (243)	NS	9,274 (2,005)
Coho Salmon	0.0002 (0.0002)	0 (0)	0 (0)	0 (0)	5 (10)	48 (51)	191 (291)	3 (0)	0 (0)	0 (0)	0 (0)	NS	247 (296)
Freshwater Drum	0.0000 (0.0000)!	0 (0)	0 (0)	0 (0)	0 (0)	0 (0)	0 (0)	0 (0)	0 (0)	0 (0)	0 (0)	NS	0 (0)
Lake Trout	0.0097 (0.0046)	0 (0)	0 (0)	0 (0)	0 (0)	6,337 (4,967)	3,053 (2,063)	953 (537)	1,318 (610)	119 (142)	0 (0)	NS	11,780 (5,441)
Lake Whitefish	0.0001 (0.0002)	0 (0)	0 (0)	0 (0)	0 (0)	0 (0)	92 (180)	0 (0)	0 (0)	28 (55)	0 (0)	NS	121 (189)
Largemouth Bass	0.0000 (0.0000)	0 (0)	0 (0)	0 (0)	0 (0)	0 (0)	0 (0)	0 (0)	0 (0)	0 (0)	0 (0)	NS	0 (0)
Muskellunge	0.0000 (0.0000)	0 (0)	0 (0)	0 (0)	0 (0)	0 (0)	0 (0)	0 (0)	0 (0)	0 (0)	0 (0)	NS	0 (0)
Northern Pike	0.0000 (0.0000)!	0 (0)	0 (0)	0 (0)	0 (0)	0 (0)	0 (0)	0 (0)	0 (0)	0 (0)	0 (0)	NS	0 (0)
Other	0.0000 (0.0000)	0 (0)	0 (0)	0 (0)	0 (0)	0 (0)	0 (0)	0 (0)	0 (0)	0 (0)	0 (0)	NS	0 (0)
Pink Salmon	0.0002 (0.0002)	0 (0)	0 (0)	0 (0)	0 (0)	115 (154)	150 (211)	0 (0)	0 (0)	0 (0)	0 (0)	NS	264 (261)
Pumpkinseed	0.0000 (0.0000)	0 (0)	0 (0)	0 (0)	0 (0)	0 (0)	0 (0)	0 (0)	0 (0)	0 (0)	0 (0)	NS	0 (0)
Rainbow Trout	0.0010 (0.0004)	0 (0)	0 (0)	0 (0)	172 (234)	168 (206)	370 (383)	295 (166)	82 (68)	49 (62)	63 (50)	NS	1,199 (531)
Rock Bass	0.0000 (0.0000)	0 (0)	0 (0)	0 (0)	0 (0)	0 (0)	0 (0)	0 (0)	0 (0)	0 (0)	0 (0)	NS	0 (0)
Round whitefish	0.0000 (0.0000)	0 (0)	0 (0)	0 (0)	0 (0)	0 (0)	0 (0)	0 (0)	0 (0)	0 (0)	0 (0)	NS	0 (0)
Smallmouth bass	0.0002 (0.0002)	0 (0)	0 (0)	0 (0)	0 (0)	54 (109)	77 (91)	39 (80)	10 (19)	74 (117)	0 (0)	NS	254 (201)
Walleye	0.0533 (0.0076)	0 (0)	65 (75)	556 (1,164)	910 (733)	2,536 (1,208)	12,233 (3,447)	35,957 (6,432)	11,383 (3,447)	709 (460)	65 (50)	NS	64,414 (8,289)
White bass	0.0000 (0.0000)	0 (0)	0 (0)	0 (0)	0 (0)	0 (0)	0 (0)	0 (0)	0 (0)	0 (0)	0 (0)	NS	0 (0)
White perch	0.0000 (0.0000)	0 (0)	0 (0)	0 (0)	0 (0)	0 (0)	0 (0)	0 (0)	0 (0)	0 (0)	0 (0)	NS	0 (0)
Yellow perch	0.7358 (0.1024)	64,294 (28,782)	119,267 (37,018)	52,185 (59,151)	7,019 (3,423)	6,099 (7,132)	70,258 (22,225)	147,132 (39,434)	178,274 (43,593)	180,977 (36,856)	63,827 (27,672)	NS	889,332 (108,782)
Angler Hrs		61,342 (10,117)	61,963 (13,323)	54,686 (23,537)	60,888 (7,847)	103,337 (30,991)	157,170 (26,584)	331,542 (37,461)	201,781 (33,721)	131,581 (24,518)	44,413 (10,740)	NS	1,208,703 (76,286)
Angler Trips		16,448 (3,239)	15,381 (4,280)	26,226 (9,233)	18,617 (2,881)	23,981 (6,033)	34,006 (6,037)	63,321 (7,060)	41,777 (6,898)	29,615 (5,322)	10,891 (2,954)	NS	280,263 (19,632)
Angler Days		16,224 (2,802)	15,442 (3,704)	23,087 (6,896)	18,238 (2,276)	22,116 (5,791)	31,948 (5,447)	61,293 (6,878)	40,747 (6,730)	29,200 (5,268)	10,228 (2,892)	NS	268,523 (15,679)

Table B.93.–Tawas (Site 250) for 1998. “NS” means not sampled.

Species	Harvest per hr	Jan	Feb	Mar	Apr	May	Jun	Jul	Aug	Sep	Oct	Nov	Season
Brown Trout	0.0120 (0.0061)	93 (126)	0 (0)	0 (0)	216 (281)	196 (146)	220 (177)	167 (141)	45 (46)	13 (25)	9 (14)	NS	959 (377)
Channel Catfish	0.0000 (0.0000)	0 (0)	0 (0)	0 (0)	0 (0)	0 (0)	0 (0)	0 (0)	0 (0)	0 (0)	0 (0)	NS	0 (0)
Chinook Salmon	0.0398 (0.0151)	0 (0)	0 (0)	0 (0)	48 (15)	261 (202)	714 (320)	550 (271)	1,355 (679)	153 (60)	97 (114)	NS	3,177 (832)
Coho Salmon	0.0005 (0.0012)	0 (0)	0 (0)	0 (0)	5 (10)	26 (30)	7 (14)	0 (0)	0 (0)	0 (0)	0 (0)	NS	38 (35)
Freshwater Drum	0.0000 (0.0000)	0 (0)	0 (0)	0 (0)	0 (0)	0 (0)	0 (0)	0 (0)	0 (0)	0 (0)	0 (0)	NS	0 (0)
Lake Trout	0.0109 (0.0081)	0 (0)	0 (0)	0 (0)	0 (0)	378 (329)	374 (241)	82 (63)	34 (34)	7 (11)	0 (0)	NS	874 (414)
Lake Whitefish	0.0000 (0.0000)	0 (0)	0 (0)	0 (0)	0 (0)	0 (0)	0 (0)	0 (0)	0 (0)	0 (0)	0 (0)	NS	0 (0)
Largemouth Bass	0.0000 (0.0000)	0 (0)	0 (0)	0 (0)	0 (0)	0 (0)	0 (0)	0 (0)	0 (0)	0 (0)	0 (0)	NS	0 (0)
Muskellunge	0.0000 (0.0000)	0 (0)	0 (0)	0 (0)	0 (0)	0 (0)	0 (0)	0 (0)	0 (0)	0 (0)	0 (0)	NS	0 (0)
Northern Pike	0.0000 (0.0000)	0 (0)	0 (0)	0 (0)	0 (0)	0 (0)	0 (0)	0 (0)	0 (0)	0 (0)	0 (0)	NS	0 (0)
Other	0.0000 (0.0000)	0 (0)	0 (0)	0 (0)	0 (0)	0 (0)	0 (0)	0 (0)	0 (0)	0 (0)	0 (0)	NS	0 (0)
Pink Salmon	0.0000 (0.0000)	0 (0)	0 (0)	0 (0)	0 (0)	0 (0)	0 (0)	0 (0)	0 (0)	0 (0)	0 (0)	NS	0 (0)
Pumpkinseed	0.0000 (0.0000)	0 (0)	0 (0)	0 (0)	0 (0)	0 (0)	0 (0)	0 (0)	0 (0)	0 (0)	0 (0)	NS	0 (0)
Rainbow Trout	0.0059 (0.0045)	0 (0)	0 (0)	0 (0)	38 (66)	130 (226)	92 (77)	115 (94)	40 (37)	15 (24)	44 (43)	NS	474 (244)
Rock Bass	0.0000 (0.0000)	0 (0)	0 (0)	0 (0)	0 (0)	0 (0)	0 (0)	0 (0)	0 (0)	0 (0)	0 (0)	NS	0 (0)
Round whitefish	0.0000 (0.0000)	0 (0)	0 (0)	0 (0)	0 (0)	0 (0)	0 (0)	0 (0)	0 (0)	0 (0)	0 (0)	NS	0 (0)
Smallmouth bass	0.0000 (0.0000)	0 (0)	0 (0)	0 (0)	0 (0)	0 (0)	0 (0)	0 (0)	0 (0)	0 (0)	0 (0)	NS	0 (0)
Walleye	0.0126 (0.0061)	0 (0)	27 (55)	0 (0)	12 (15)	214 (217)	201 (148)	229 (136)	296 (211)	12 (23)	13 (25)	NS	1,004 (368)
White bass	0.0000 (0.0000)	0 (0)	0 (0)	0 (0)	0 (0)	0 (0)	0 (0)	0 (0)	0 (0)	0 (0)	0 (0)	NS	0 (0)
White perch	0.0000 (0.0000)	0 (0)	0 (0)	0 (0)	0 (0)	0 (0)	0 (0)	0 (0)	0 (0)	0 (0)	0 (0)	NS	0 (0)
Yellow perch	0.0842 (0.0476)	155 (187)	2,931 (1,849)	955 (0)	0 (0)	591 (726)	270 (422)	827 (639)	339 (387)	22 (46)	643 (769)	NS	6,732 (2,040)
Angler Hrs		4,407 (2,483)	3,609 (1,628)	722 (0)	11,806 (6,398)	10,749 (5,726)	12,391 (3,425)	14,791 (3,282)	12,861 (5,242)	5,090 (1,740)	3,489 (2,269)	NS	79,914 (32,192)
Angler Trips		1,071 (768)	811 (383)	183 (0)	2,666 (1,406)	2,738 (1,573)	2,883 (855)	3,305 (855)	3,106 (1,286)	1,440 (555)	1,240 (871)	NS	19,443 (16,504)
Angler Days		1,256 (836)	1,257 (582)	252 (0)	2,772 (1,520)	2,676 (1,493)	2,763 (836)	3,249 (846)	3,062 (1,257)	1,387 (541)	1,136 (819)	NS	19,810 (16,301)

Table B.94.–Au Gres (Site 255) for 1998. “NS” means not sampled.

Species	Harvest per hr	Jan	Feb	Mar	Apr	May	Jun	Jul	Aug	Sep	Oct	Nov	Season
Brown Trout	0.0004 (0.0040)	0 (0)	0 (0)	0 (0)	120 (181)	0 (0)	36 (71)	0 (0)	0 (0)	0 (0)	0 (0)	NS	156 (195)
Channel Catfish	0.0000 (0.0000)	0 (0)	0 (0)	0 (0)	0 (0)	0 (0)	0 (0)	0 (0)	0 (0)	0 (0)	0 (0)	NS	0 (0)
Chinook Salmon	0.0015 (0.0025)	0 (0)	0 (0)	0 (0)	24 (49)	27 (54)	47 (62)	292 (581)	2 (0)	82 (97)	76 (117)	NS	550 (603)
Coho Salmon	0.0000 (0.0000)	0 (0)	0 (0)	0 (0)	0 (0)	0 (0)	0 (0)	3 (0)	0 (0)	0 (0)	0 (0)	NS	3 (0)
Freshwater Drum	0.0000 (0.0000)	0 (0)	0 (0)	0 (0)	0 (0)	0 (0)	0 (0)	0 (0)	0 (0)	0 (0)	0 (0)	NS	0 (0)
Lake Trout	0.0004 (0.0158)	0 (0)	0 (0)	0 (0)	0 (0)	135 (272)	0 (0)	0 (0)	0 (0)	0 (0)	0 (0)	NS	135 (272)
Lake Whitefish	0.0000 (0.0000)	0 (0)	0 (0)	0 (0)	0 (0)	0 (0)	0 (0)	0 (0)	0 (0)	0 (0)	0 (0)	NS	0 (0)
Largemouth Bass	0.0000 (0.0000)	0 (0)	0 (0)	0 (0)	0 (0)	0 (0)	0 (0)	0 (0)	0 (0)	0 (0)	0 (0)	NS	0 (0)
Muskellunge	0.0000 (0.0000)	0 (0)	0 (0)	0 (0)	0 (0)	0 (0)	0 (0)	0 (0)	0 (0)	0 (0)	0 (0)	NS	0 (0)
Northern Pike	0.0000 (0.0000)	0 (0)	0 (0)	0 (0)	0 (0)	0 (0)	0 (0)	0 (0)	0 (0)	0 (0)	0 (0)	NS	0 (0)
Other	0.0000 (0.0000)	0 (0)	0 (0)	0 (0)	0 (0)	0 (0)	0 (0)	0 (0)	0 (0)	0 (0)	0 (0)	NS	0 (0)
Pink Salmon	0.0000 (0.0000)	0 (0)	0 (0)	0 (0)	0 (0)	0 (0)	0 (0)	0 (0)	0 (0)	0 (0)	0 (0)	NS	0 (0)
Pumpkinseed	0.0000 (0.0000)	0 (0)	0 (0)	0 (0)	0 (0)	0 (0)	0 (0)	0 (0)	0 (0)	0 (0)	0 (0)	NS	0 (0)
Rainbow Trout	0.0001 (0.0022)	0 (0)	0 (0)	0 (0)	0 (0)	0 (0)	1 (0)	0 (0)	1 (0)	0 (0)	18 (26)	NS	20 (26)
Rock Bass	0.0000 (0.0000)	0 (0)	0 (0)	0 (0)	0 (0)	0 (0)	0 (0)	0 (0)	0 (0)	0 (0)	0 (0)	NS	0 (0)
Round whitefish	0.0000 (0.0000)	0 (0)	0 (0)	0 (0)	0 (0)	0 (0)	0 (0)	0 (0)	0 (0)	0 (0)	0 (0)	NS	0 (0)
Smallmouth bass	0.0003 (0.0023)	0 (0)	0 (0)	0 (0)	0 (0)	54 (109)	46 (90)	0 (0)	0 (0)	0 (0)	0 (0)	NS	100 (132)
Walleye	0.0463 (0.0157)	0 (0)	13 (26)	0 (0)	242 (283)	1,014 (924)	4,530 (2,174)	9,269 (3,694)	2,085 (1,240)	82 (97)	35 (37)	NS	17,270 (4,567)
White bass	0.0000 (0.0000)	0 (0)	0 (0)	0 (0)	0 (0)	0 (0)	0 (0)	0 (0)	0 (0)	0 (0)	0 (0)	NS	0 (0)
White perch	0.0000 (0.0000)	0 (0)	0 (0)	0 (0)	0 (0)	0 (0)	0 (0)	0 (0)	0 (0)	0 (0)	0 (0)	NS	0 (0)
Yellow perch	1.1293 (0.2334)	15,623 (11,997)	11,842 (13,211)	25,431 (17,260)	2,883 (3,061)	1,052 (1,747)	17,245 (10,106)	96,204 (33,638)	104,279 (40,420)	110,434 (35,172)	36,001 (22,215)	NS	420,995 (70,212)
Angler Hrs		10,552 (3,941)	13,704 (9,633)	14,928 (11,696)	18,613 (6,615)	21,358 (12,021)	39,544 (10,990)	110,687 (23,753)	70,859 (24,267)	54,841 (15,084)	17,719 (10,266)	NS	372,805 (128,266)
Angler Trips		3,142 (1,490)	4,181 (3,429)	13,493 (1,600)	6,769 (2,737)	6,625 (4,411)	8,432 (2,520)	21,523 (4,824)	15,100 (5,856)	13,461 (4,523)	4,282 (2,372)	NS	97,008 (56,393)
Angler Days		2,202 (1,052)	3,388 (2,907)	7,952 (1,364)	6,272 (2,579)	6,075 (4,200)	8,118 (2,446)	20,793 (4,715)	14,588 (5,498)	13,461 (4,523)	3,828 (2,192)	NS	86,677 (55,460)

Table B.95.–Saganing Creek to mouth of Saginaw River (Site 260) for 1998. “NS” means not sampled.

Species	Harvest per hr	Jan	Feb	Mar	Apr	May	Jun	Jul	Aug	Sep	Oct	Nov	Season
Brown Trout	0.0000 (0.0000)	0 (0)	0 (0)	0 (0)	0 (0)	0 (0)	0 (0)	0 (0)	0 (0)	0 (0)	0 (0)	NS	0 (0)
Channel Catfish	0.0000 (0.0000)	0 (0)	0 (0)	0 (0)	0 (0)	0 (0)	0 (0)	0 (0)	0 (0)	0 (0)	0 (0)	NS	0 (0)
Chinook Salmon	0.0001 (0.0000)	0 (0)	0 (0)	0 (0)	0 (0)	0 (0)	0 (0)	0 (0)	5 (0)	12 (0)	14 (0)	NS	31 (0)
Coho Salmon	0.0000 (0.0000)	0 (0)	0 (0)	0 (0)	0 (0)	0 (0)	0 (0)	0 (0)	0 (0)	0 (0)	0 (0)	NS	0 (0)
Freshwater Drum	0.0000 (0.0000)	0 (0)	0 (0)	0 (0)	0 (0)	0 (0)	0 (0)	0 (0)	0 (0)	0 (0)	0 (0)	NS	0 (0)
Lake Trout	0.0001 (0.0000)	0 (0)	0 (0)	0 (0)	0 (0)	0 (0)	7 (0)	7 (0)	0 (0)	2 (0)	0 (0)	NS	16 (0)
Lake Whitefish	0.0000 (0.0000)	0 (0)	0 (0)	0 (0)	0 (0)	0 (0)	0 (0)	0 (0)	0 (0)	0 (0)	0 (0)	NS	0 (0)
Largemouth Bass	0.0000 (0.0000)	0 (0)	0 (0)	0 (0)	0 (0)	0 (0)	0 (0)	0 (0)	0 (0)	0 (0)	0 (0)	NS	0 (0)
Muskellunge	0.0000 (0.0000)	0 (0)	0 (0)	0 (0)	0 (0)	0 (0)	0 (0)	0 (0)	0 (0)	0 (0)	0 (0)	NS	0 (0)
Northern Pike	0.0000 (0.0000)	0 (0)	0 (0)	0 (0)	0 (0)	0 (0)	0 (0)	0 (0)	0 (0)	0 (0)	0 (0)	NS	0 (0)
Other	0.0000 (0.0000)	0 (0)	0 (0)	0 (0)	0 (0)	0 (0)	0 (0)	0 (0)	0 (0)	0 (0)	0 (0)	NS	0 (0)
Pink Salmon	0.0000 (0.0000)	0 (0)	0 (0)	0 (0)	0 (0)	0 (0)	0 (0)	0 (0)	0 (0)	0 (0)	0 (0)	NS	0 (0)
Pumpkinseed	0.0000 (0.0000)	0 (0)	0 (0)	0 (0)	0 (0)	0 (0)	0 (0)	0 (0)	0 (0)	0 (0)	0 (0)	NS	0 (0)
Rainbow Trout	0.0000 (0.0000)	0 (0)	0 (0)	0 (0)	0 (0)	0 (0)	0 (0)	0 (0)	0 (0)	6 (0)	1 (0)	NS	7 (0)
Rock Bass	0.0000 (0.0000)	0 (0)	0 (0)	0 (0)	0 (0)	0 (0)	0 (0)	0 (0)	0 (0)	0 (0)	0 (0)	NS	0 (0)
Round whitefish	0.0000 (0.0000)	0 (0)	0 (0)	0 (0)	0 (0)	0 (0)	0 (0)	0 (0)	0 (0)	0 (0)	0 (0)	NS	0 (0)
Smallmouth bass	0.0000 (0.0000)	0 (0)	0 (0)	0 (0)	0 (0)	0 (0)	0 (0)	0 (0)	0 (0)	0 (0)	0 (0)	NS	0 (0)
Walleye	0.0515 (0.0189)	0 (0)	25 (51)	556 (1,164)	541 (653)	710 (654)	2,463 (1,866)	5,403 (2,063)	1,432 (818)	377 (387)	0 (0)	NS	11,507 (3,282)
White bass	0.0000 (0.0000)	0 (0)	0 (0)	0 (0)	0 (0)	0 (0)	0 (0)	0 (0)	0 (0)	0 (0)	0 (0)	NS	0 (0)
White perch	0.0000 (0.0000)	0 (0)	0 (0)	0 (0)	0 (0)	0 (0)	0 (0)	0 (0)	0 (0)	0 (0)	0 (0)	NS	0 (0)
Yellow perch	0.9859 (0.2438)	22,848 (12,573)	57,715 (25,931)	10,312 (12,851)	876 (1,587)	4,018 (7,112)	27,152 (13,786)	38,071 (19,137)	23,132 (13,173)	14,034 (7,338)	21,937 (18,067)	NS	220,095 (45,497)
Angler Hrs		17,229 (6,510)	15,710 (6,302)	9,571 (6,486)	8,295 (3,268)	15,364 (8,904)	35,484 (11,041)	57,989 (13,063)	27,396 (9,384)	21,799 (8,132)	14,398 (5,816)	NS	223,235 (78,906)
Angler Trips		5,810 (2,274)	3,824 (1,542)	3,367 (2,248)	1,693 (724)	3,126 (1,917)	7,062 (2,242)	9,960 (2,358)	4,779 (1,661)	3,618 (1,390)	3,090 (2,031)	NS	46,329 (34,166)
Angler Days		5,077 (2,024)	3,262 (1,320)	3,193 (2,119)	1,693 (724)	3,054 (1,871)	7,062 (2,242)	9,960 (2,358)	4,779 (1,661)	3,618 (1,390)	3,090 (2,031)	NS	44,788 (34,120)

Table B.96.–Essexville to mouth of Saginaw River (Site 356) for 1998. “NS” means not sampled.

Species	Harvest per hr	Jan	Feb	Mar	Apr	May	Jun	Jul	Aug	Sep	Oct	Nov	Season
Brown Trout	0.0000 (0.0000)	0 (0)	0 (0)	0 (0)	0 (0)	0 (0)	0 (0)	0 (0)	0 (0)	0 (0)	0 (0)	NS	0 (0)
Channel Catfish	0.0000 (0.0000)	0 (0)	0 (0)	0 (0)	0 (0)	0 (0)	0 (0)	0 (0)	0 (0)	0 (0)	0 (0)	NS	0 (0)
Chinook Salmon	0.0000 (0.0000)	0 (0)	0 (0)	0 (0)	0 (0)	0 (0)	0 (0)	0 (0)	0 (0)	0 (0)	0 (0)	NS	0 (0)
Coho Salmon	0.0000 (0.0000)	0 (0)	0 (0)	0 (0)	0 (0)	0 (0)	0 (0)	0 (0)	0 (0)	0 (0)	0 (0)	NS	0 (0)
Freshwater Drum	0.0000 (0.0000)	0 (0)	0 (0)	0 (0)	0 (0)	0 (0)	0 (0)	0 (0)	0 (0)	0 (0)	0 (0)	NS	0 (0)
Lake Trout	0.0000 (0.0000)	0 (0)	0 (0)	0 (0)	0 (0)	0 (0)	0 (0)	0 (0)	0 (0)	0 (0)	0 (0)	NS	0 (0)
Lake Whitefish	0.0000 (0.0000)	0 (0)	0 (0)	0 (0)	0 (0)	0 (0)	0 (0)	0 (0)	0 (0)	0 (0)	0 (0)	NS	0 (0)
Largemouth Bass	0.0000 (0.0000)	0 (0)	0 (0)	0 (0)	0 (0)	0 (0)	0 (0)	0 (0)	0 (0)	0 (0)	0 (0)	NS	0 (0)
Muskellunge	0.0000 (0.0000)	0 (0)	0 (0)	0 (0)	0 (0)	0 (0)	0 (0)	0 (0)	0 (0)	0 (0)	0 (0)	NS	0 (0)
Northern Pike	0.0000 (0.0000)	0 (0)	0 (0)	0 (0)	0 (0)	0 (0)	0 (0)	0 (0)	0 (0)	0 (0)	0 (0)	NS	0 (0)
Other	0.0000 (0.0000)	0 (0)	0 (0)	0 (0)	0 (0)	0 (0)	0 (0)	0 (0)	0 (0)	0 (0)	0 (0)	NS	0 (0)
Pink Salmon	0.0000 (0.0000)	0 (0)	0 (0)	0 (0)	0 (0)	0 (0)	0 (0)	0 (0)	0 (0)	0 (0)	0 (0)	NS	0 (0)
Pumpkinseed	0.0000 (0.0000)	0 (0)	0 (0)	0 (0)	0 (0)	0 (0)	0 (0)	0 (0)	0 (0)	0 (0)	0 (0)	NS	0 (0)
Rainbow Trout	0.0000 (0.0000)	0 (0)	0 (0)	0 (0)	0 (0)	0 (0)	0 (0)	0 (0)	0 (0)	0 (0)	0 (0)	NS	0 (0)
Rock Bass	0.0000 (0.0000)	0 (0)	0 (0)	0 (0)	0 (0)	0 (0)	0 (0)	0 (0)	0 (0)	0 (0)	0 (0)	NS	0 (0)
Round whitefish	0.0000 (0.0000)	0 (0)	0 (0)	0 (0)	0 (0)	0 (0)	0 (0)	0 (0)	0 (0)	0 (0)	0 (0)	NS	0 (0)
Smallmouth bass	0.0000 (0.0000)	0 (0)	0 (0)	0 (0)	0 (0)	0 (0)	0 (0)	0 (0)	0 (0)	0 (0)	0 (0)	NS	0 (0)
Walleye	0.1519 (0.0958)	0 (0)	0 (0)	0 (0)	0 (0)	292 (272)	2,442 (1,377)	2,019 (1,166)	886 (1,442)	0 (0)	17 (22)	NS	5,655 (2,326)
White bass	0.0000 (0.0000)	0 (0)	0 (0)	0 (0)	0 (0)	0 (0)	0 (0)	0 (0)	0 (0)	0 (0)	0 (0)	NS	0 (0)
White perch	0.0000 (0.0000)	0 (0)	0 (0)	0 (0)	0 (0)	0 (0)	0 (0)	0 (0)	0 (0)	0 (0)	0 (0)	NS	0 (0)
Yellow perch	0.3823 (0.1910)	14 (26)	0 (0)	644 (0)	0 (0)	251 (525)	3,517 (2,701)	3,587 (3,537)	1,561 (1,913)	4,159 (2,768)	498 (684)	NS	14,231 (5,646)
Angler Hrs		108 (181)	847 (965)	2,127 (2,490)	2,874 (0)	3,619 (2,117)	6,234 (2,357)	11,389 (3,906)	4,783 (1,980)	4,216 (1,840)	1,027 (802)	NS	37,224 (16,638)
Angler Trips		44 (75)	497 (0)	1,216 (398)	639 (0)	699 (397)	1,439 (566)	2,280 (823)	882 (404)	809 (398)	176 (148)	NS	8,681 (6,371)
Angler Days		31 (53)	497 (0)	683 (319)	639 (0)	682 (386)	1,439 (566)	2,280 (823)	882 (404)	809 (398)	176 (148)	NS	8,118 (6,361)

Table B.97.–Quanicassee to Sebewaing (Site 278) for 1998. “NS” means not sampled.

Species	Harvest per hr	Jan	Feb	Mar	Apr	May	Jun	Jul	Aug	Sep	Oct	Nov	Season
Brown Trout	0.0000 (0.0000)	0 (0)	0 (0)	0 (0)	0 (0)	0 (0)	0 (0)	0 (0)	0 (0)	0 (0)	0 (0)	NS	0 (0)
Channel Catfish	0.0000 (0.0000)	0 (0)	0 (0)	0 (0)	0 (0)	0 (0)	0 (0)	0 (0)	0 (0)	0 (0)	0 (0)	NS	0 (0)
Chinook Salmon	0.0001 (0.0011)	0 (0)	0 (0)	0 (0)	0 (0)	0 (0)	0 (0)	0 (0)	16 (33)	0 (0)	0 (0)	NS	16 (33)
Coho Salmon	0.0000 (0.0000)	0 (0)	0 (0)	0 (0)	0 (0)	0 (0)	0 (0)	0 (0)	0 (0)	0 (0)	0 (0)	NS	0 (0)
Freshwater Drum	0.0000 (0.0000)	0 (0)	0 (0)	0 (0)	0 (0)	0 (0)	0 (0)	0 (0)	0 (0)	0 (0)	0 (0)	NS	0 (0)
Lake Trout	0.0000 (0.0000)	0 (0)	0 (0)	0 (0)	0 (0)	0 (0)	0 (0)	0 (0)	0 (0)	0 (0)	0 (0)	NS	0 (0)
Lake Whitefish	0.0000 (0.0000)	0 (0)	0 (0)	0 (0)	0 (0)	0 (0)	0 (0)	0 (0)	0 (0)	0 (0)	0 (0)	NS	0 (0)
Largemouth Bass	0.0000 (0.0000)	0 (0)	0 (0)	0 (0)	0 (0)	0 (0)	0 (0)	0 (0)	0 (0)	0 (0)	0 (0)	NS	0 (0)
Muskellunge	0.0000 (0.0000)	0 (0)	0 (0)	0 (0)	0 (0)	0 (0)	0 (0)	0 (0)	0 (0)	0 (0)	0 (0)	NS	0 (0)
Northern Pike	0.0000 (0.0000)	0 (0)	0 (0)	0 (0)	0 (0)	0 (0)	0 (0)	0 (0)	0 (0)	0 (0)	0 (0)	NS	0 (0)
Other	0.0000 (0.0000)	0 (0)	0 (0)	0 (0)	0 (0)	0 (0)	0 (0)	0 (0)	0 (0)	0 (0)	0 (0)	NS	0 (0)
Pink Salmon	0.0000 (0.0000)	0 (0)	0 (0)	0 (0)	0 (0)	0 (0)	0 (0)	0 (0)	0 (0)	0 (0)	0 (0)	NS	0 (0)
Pumpkinseed	0.0000 (0.0000)	0 (0)	0 (0)	0 (0)	0 (0)	0 (0)	0 (0)	0 (0)	0 (0)	0 (0)	0 (0)	NS	0 (0)
Rainbow Trout	0.0000 (0.0000)	0 (0)	0 (0)	0 (0)	0 (0)	0 (0)	0 (0)	0 (0)	0 (0)	0 (0)	0 (0)	NS	0 (0)
Rock Bass	0.0000 (0.0000)	0 (0)	0 (0)	0 (0)	0 (0)	0 (0)	0 (0)	0 (0)	0 (0)	0 (0)	0 (0)	NS	0 (0)
Round whitefish	0.0000 (0.0000)	0 (0)	0 (0)	0 (0)	0 (0)	0 (0)	0 (0)	0 (0)	0 (0)	0 (0)	0 (0)	NS	0 (0)
Smallmouth bass	0.0000 (0.0000)	0 (0)	0 (0)	0 (0)	0 (0)	0 (0)	0 (0)	0 (0)	0 (0)	0 (0)	0 (0)	NS	0 (0)
Walleye	0.0935 (0.0498)	0 (0)	0 (0)	0 (0)	115 (174)	112 (112)	1,302 (853)	10,455 (3,939)	4,320 (2,538)	11 (22)	0 (0)	NS	16,316 (4,767)
White bass	0.0000 (0.0000)	0 (0)	0 (0)	0 (0)	0 (0)	0 (0)	0 (0)	0 (0)	0 (0)	0 (0)	0 (0)	NS	0 (0)
White perch	0.0000 (0.0000)	0 (0)	0 (0)	0 (0)	0 (0)	0 (0)	0 (0)	0 (0)	0 (0)	0 (0)	0 (0)	NS	0 (0)
Yellow perch	0.7671 (0.3926)	25,773 (28,439)	2,464 (3,237)	79,397 (62,684)	233 (250)	585 (976)	3,791 (2,756)	5,830 (4,705)	5,400 (3,606)	7,683 (5,343)	2,764 (2,675)	NS	133,920 (60,353)
Angler Hrs		10,385 (5,521)	7,581 (4,609)	27,338 (22,783)	4,025 (2,210)	9,229 (6,204)	15,769 (6,941)	56,501 (19,697)	30,246 (17,506)	11,467 (6,238)	2,046 (1,394)	NS	174,587 (93,103)
Angler Trips		2,471 (1,595)	1,578 (987)	7,966 (7,005)	1,242 (652)	2,412 (1,626)	3,162 (1,518)	10,618 (3,758)	5,925 (3,290)	2,653 (1,502)	510 (355)	NS	38,537 (47,174)
Angler Days		2,935 (1,750)	2,332 (1,535)	11,008 (9,400)	1,731 (863)	2,126 (1,460)	2,911 (1,359)	10,223 (3,598)	5,742 (3,187)	2,604 (1,459)	506 (347)	NS	42,118 (46,533)

Table B.98.–Sebewaing to Sand Point (Site 288) for 1998. “NS” means not sampled.

Species	Harvest per hr	Jan	Feb	Mar	Apr	May	Jun	Jul	Aug	Sep	Oct	Nov	Season
Brown Trout	0.0000 (0.0000)	0 (0)	0 (0)	0 (0)	0 (0)	0 (0)	0 (0)	0 (0)	0 (0)	0 (0)	0 (0)	NS	0 (0)
Channel Catfish	0.0000 (0.0000)	0 (0)	0 (0)	0 (0)	0 (0)	0 (0)	0 (0)	0 (0)	0 (0)	0 (0)	0 (0)	NS	0 (0)
Chinook Salmon	0.0000 (0.0000)	0 (0)	0 (0)	0 (0)	0 (0)	0 (0)	0 (0)	0 (0)	0 (0)	0 (0)	0 (0)	NS	0 (0)
Coho Salmon	0.0000 (0.0000)	0 (0)	0 (0)	0 (0)	0 (0)	0 (0)	0 (0)	0 (0)	0 (0)	0 (0)	0 (0)	NS	0 (0)
Freshwater Drum	0.0000 (0.0000)	0 (0)	0 (0)	0 (0)	0 (0)	0 (0)	0 (0)	0 (0)	0 (0)	0 (0)	0 (0)	NS	0 (0)
Lake Trout	0.0000 (0.0000)	0 (0)	0 (0)	0 (0)	0 (0)	0 (0)	0 (0)	0 (0)	0 (0)	0 (0)	0 (0)	NS	0 (0)
Lake Whitefish	0.0000 (0.0000)	0 (0)	0 (0)	0 (0)	0 (0)	0 (0)	0 (0)	0 (0)	0 (0)	0 (0)	0 (0)	NS	0 (0)
Largemouth Bass	0.0000 (0.0000)	0 (0)	0 (0)	0 (0)	0 (0)	0 (0)	0 (0)	0 (0)	0 (0)	0 (0)	0 (0)	NS	0 (0)
Muskellunge	0.0000 (0.0000)	0 (0)	0 (0)	0 (0)	0 (0)	0 (0)	0 (0)	0 (0)	0 (0)	0 (0)	0 (0)	NS	0 (0)
Northern Pike	0.0000 (0.0000)	0 (0)	0 (0)	0 (0)	0 (0)	0 (0)	0 (0)	0 (0)	0 (0)	0 (0)	0 (0)	NS	0 (0)
Other	0.0000 (0.0000)	0 (0)	0 (0)	0 (0)	0 (0)	0 (0)	0 (0)	0 (0)	0 (0)	0 (0)	0 (0)	NS	0 (0)
Pink Salmon	0.0000 (0.0000)	0 (0)	0 (0)	0 (0)	0 (0)	0 (0)	0 (0)	0 (0)	0 (0)	0 (0)	0 (0)	NS	0 (0)
Pumpkinseed	0.0000 (0.0000)	0 (0)	0 (0)	0 (0)	0 (0)	0 (0)	0 (0)	0 (0)	0 (0)	0 (0)	0 (0)	NS	0 (0)
Rainbow Trout	0.0000 (0.0000)	0 (0)	0 (0)	0 (0)	0 (0)	0 (0)	0 (0)	0 (0)	0 (0)	0 (0)	0 (0)	NS	0 (0)
Rock Bass	0.0000 (0.0000)	0 (0)	0 (0)	0 (0)	0 (0)	0 (0)	0 (0)	0 (0)	0 (0)	0 (0)	0 (0)	NS	0 (0)
Round whitefish	0.0000 (0.0000)	0 (0)	0 (0)	0 (0)	0 (0)	0 (0)	0 (0)	0 (0)	0 (0)	0 (0)	0 (0)	NS	0 (0)
Smallmouth bass	0.0006 (0.0018)	0 (0)	0 (0)	0 (0)	0 (0)	0 (0)	0 (0)	39 (80)	10 (19)	46 (102)	0 (0)	NS	95 (131)
Walleye	0.0535 (0.0328)	0 (0)	0 (0)	0 (0)	0 (0)	79 (107)	811 (715)	5,485 (2,284)	1,612 (943)	0 (0)	0 (0)	NS	7,986 (2,574)
White bass	0.0000 (0.0000)	0 (0)	0 (0)	0 (0)	0 (0)	0 (0)	0 (0)	0 (0)	0 (0)	0 (0)	0 (0)	NS	0 (0)
White perch	0.0000 (0.0000)	0 (0)	0 (0)	0 (0)	0 (0)	0 (0)	0 (0)	0 (0)	0 (0)	0 (0)	0 (0)	NS	0 (0)
Yellow perch	0.7637 (0.2494)	24,875 (18,297)	46,723 (30,612)	0 (0)	1,690 (1,725)	79 (107)	11,062 (9,401)	4,904 (4,376)	13,252 (9,124)	10,613 (8,059)	840 (573)	NS	114,038 (31,754)
Angler Hrs		18,618 (8,741)	20,512 (11,113)	0 (0)	6,189 (2,189)	13,235 (12,094)	17,387 (7,001)	39,775 (10,731)	25,027 (9,608)	7,801 (3,859)	776 (327)	NS	149,319 (65,664)
Angler Trips		3,902 (2,031)	4,490 (3,458)	0 (0)	2,139 (762)	3,657 (3,199)	3,804 (1,584)	7,448 (2,114)	5,614 (2,276)	2,051 (1,151)	200 (90)	NS	33,305 (32,458)
Angler Days		4,718 (2,337)	4,706 (3,546)	0 (0)	3,077 (1,260)	2,882 (2,677)	3,639 (1,568)	7,103 (2,043)	5,500 (2,244)	1,880 (1,029)	200 (90)	NS	33,705 (31,695)

Table B.99.–Sand Point to Port Austin (site 236) for 1998. “NS” means not sampled.

Species	Harvest per hr	Jan	Feb	Mar	Apr	May	Jun	Jul	Aug	Sep	Oct	Nov	Season
Brown Trout	0.0003 (0.0012)	0 (0)	0 (0)	0 (0)	0 (0)	38 (74)	0 (0)	16 (32)	0 (0)	0 (0)	0 (0)	NS	54 (81)
Channel Catfish	0.0000 (0.0000)	0 (0)	0 (0)	0 (0)	0 (0)	0 (0)	0 (0)	0 (0)	0 (0)	0 (0)	0 (0)	NS	0 (0)
Chinook Salmon	0.0320 (0.0136)	0 (0)	0 (0)	0 (0)	0 (0)	1,368 (1,180)	259 (332)	891 (483)	1,601 (638)	1,136 (903)	244 (346)	NS	5,500 (1,721)
Coho Salmon	0.0012 (0.0053)	0 (0)	0 (0)	0 (0)	0 (0)	22 (41)	184 (291)	0 (0)	0 (0)	0 (0)	0 (0)	NS	206 (293)
Freshwater Drum	0.0000 (0.0000)	0 (0)	0 (0)	0 (0)	0 (0)	0 (0)	0 (0)	0 (0)	0 (0)	0 (0)	0 (0)	NS	0 (0)
Lake Trout	0.0627 (0.0391)	0 (0)	0 (0)	0 (0)	0 (0)	5,824 (4,948)	2,672 (2,049)	864 (534)	1,284 (609)	110 (141)	0 (0)	NS	10,755 (5,419)
Lake Whitefish	0.0007 (0.0036)	0 (0)	0 (0)	0 (0)	0 (0)	0 (0)	92 (180)	0 (0)	0 (0)	28 (55)	0 (0)	NS	121 (189)
Largemouth Bass	0.0000 (0.0000)	0 (0)	0 (0)	0 (0)	0 (0)	0 (0)	0 (0)	0 (0)	0 (0)	0 (0)	0 (0)	NS	0 (0)
Muskellunge	0.0000 (0.0000)	0 (0)	0 (0)	0 (0)	0 (0)	0 (0)	0 (0)	0 (0)	0 (0)	0 (0)	0 (0)	NS	0 (0)
Northern Pike	0.0000 (0.0000)	0 (0)	0 (0)	0 (0)	0 (0)	0 (0)	0 (0)	0 (0)	0 (0)	0 (0)	0 (0)	NS	0 (0)
Other	0.0000 (0.0000)	0 (0)	0 (0)	0 (0)	0 (0)	0 (0)	0 (0)	0 (0)	0 (0)	0 (0)	0 (0)	NS	0 (0)
Pink Salmon	0.0015 (0.0050)	0 (0)	0 (0)	0 (0)	0 (0)	115 (154)	150 (211)	0 (0)	0 (0)	0 (0)	0 (0)	NS	264 (364)
Pumpkinseed	0.0000 (0.0000)	0 (0)	0 (0)	0 (0)	0 (0)	0 (0)	0 (0)	0 (0)	0 (0)	0 (0)	0 (0)	NS	0 (0)
Rainbow Trout	0.0041 (0.0032)	0 (0)	0 (0)	0 (0)	134 (224)	38 (76)	277 (375)	180 (138)	41 (58)	28 (57)	0 (0)	NS	697 (471)
Rock Bass	0.0000 (0.0000)	0 (0)	0 (0)	0 (0)	0 (0)	0 (0)	0 (0)	0 (0)	0 (0)	0 (0)	0 (0)	NS	0 (0)
Round whitefish	0.0000 (0.0000)	0 (0)	0 (0)	0 (0)	0 (0)	0 (0)	0 (0)	0 (0)	0 (0)	0 (0)	0 (0)	NS	0 (0)
Smallmouth bass	0.0003 (0.0032)	0 (0)	0 (0)	0 (0)	0 (0)	0 (0)	31 (52)	0 (0)	0 (0)	28 (57)	0 (0)	NS	59 (77)
Walleye	0.0272 (0.0122)	0 (0)	0 (0)	0 (0)	0 (0)	115 (178)	484 (716)	3,097 (1,165)	752 (472)	227 (226)	0 (0)	NS	4,674 (1,475)
White bass	0.0000 (0.0000)	0 (0)	0 (0)	0 (0)	0 (0)	0 (0)	0 (0)	0 (0)	0 (0)	0 (0)	0 (0)	NS	0 (0)
White perch	0.0000 (0.0000)	0 (0)	0 (0)	0 (0)	0 (0)	0 (0)	0 (0)	0 (0)	0 (0)	0 (0)	0 (0)	NS	0 (0)
Yellow perch	0.1119 (0.0762)	0 (0)	0 (0)	0 (0)	207 (272)	38 (76)	7,693 (10,161)	1,975 (1,750)	4,195 (2,937)	4,403 (6,049)	685 (913)	NS	19,196 (12,131)
Angler Hrs		43 (0)	0 (0)	0 (0)	9,086 (6,368)	29,783 (24,525)	30,361 (19,572)	40,410 (13,852)	30,609 (9,554)	26,367 (17,228)	4,958 (4,022)	NS	171,617 (95,121)
Angler Trips		9 (0)	0 (0)	0 (0)	3,470 (2,651)	4,724 (3,862)	7,224 (4,800)	8,187 (2,429)	6,371 (2,102)	5,583 (3,619)	1,393 (1,235)	NS	36,961 (24,415)
Angler Days		4 (0)	0 (0)	0 (0)	2,055 (1,644)	4,621 (3,844)	6,016 (4,058)	7,685 (2,316)	6,194 (2,020)	5,441 (3,553)	1,292 (1,126)	NS	33,308 (23,284)

Table B.100.--Saginaw Bay all sites combined. for 1999 "NS" means not sampled.

Species	Harvest per hr	Jan	Feb	Mar	Apr	May	Jun	Jul	Aug	Sep	Oct	Nov	Season
Brown Trout	0.0007 (0.0003)	0 (0)	19 (29)	364 (293)	216 (133)	27 (30)	20 (23)	154 (108)	50 (70)	0 (0)	0 (0)	NS	850 (350)
Channel Catfish	0.0044 (0.0015)	0 (0)	10 (20)	11 (21)	226 (399)	2,273 (1,112)	1,344 (1,186)	582 (324)	661 (501)	343 (280)	25 (38)	NS	5,475 (1,800)
Chinook Salmon	0.0068 (0.0018)	0 (0)	0 (0)	0 (0)	0 (0)	1,392 (985)	643 (286)	3,847 (1,748)	1,189 (715)	1,219 (488)	205 (193)	NS	8,495 (2,213)
Coho Salmon	0.0001 (0.0001)	0 (0)	0 (0)	0 (0)	0 (0)	54 (62)	15 (29)	45 (47)	0 (0)	0 (0)	0 (0)	NS	114 (83)
Freshwater Drum	0.0025 (0.0015)	0 (0)	0 (0)	0 (0)	0 (0)	2,101 (1,791)	146 (149)	295 (240)	279 (212)	266 (234)	0 (0)	NS	3,087 (1,841)
Lake Trout	0.0073 (0.0025)	0 (0)	0 (0)	0 (0)	0 (0)	3,056 (2,340)	3,826 (1,680)	1,199 (873)	530 (462)	527 (269)	0 (0)	NS	9,138 (3,057)
Lake Whitefish	0.0000 (0.0000)	0 (0)	13 (25)	4 (8)	4 (8)	0 (0)	14 (29)	0 (0)	0 (0)	0 (0)	0 (0)	NS	35 (40)
Largemouth Bass	0.0014 (0.0009)	0 (0)	0 (0)	0 (0)	272 (407)	608 (523)	793 (965)	0 (0)	15 (31)	0 (0)	45 (60)	NS	1,733 (1,172)
Muskellunge	0.0000 (0.0000)	0 (0)	0 (0)	0 (0)	0 (0)	0 (0)	0 (0)	0 (0)	0 (0)	0 (0)	0 (0)	NS	0 (0)
Northern Pike	0.0012 (0.0004)	749 (327)	148 (148)	42 (67)	2 (4)	108 (93)	61 (81)	44 (52)	278 (223)	49 (53)	17 (34)	NS	1,498 (453)
Other	0.0016 (0.0012)	0 (0)	0 (0)	677 (400)	90 (39)	333 (294)	890 (1,417)	0 (0)	0 (0)	0 (0)	0 (0)	NS	1,990 (1,448)
Pink Salmon	0.0001 (0.0001)	0 (0)	0 (0)	0 (0)	0 (0)	24 (30)	72 (118)	34 (67)	0 (0)	16 (32)	0 (0)	NS	145 (143)
Pumpkinseed	0.0004 (0.0003)	0 (0)	0 (0)	200 (284)	0 (0)	314 (257)	0 (0)	0 (0)	0 (0)	4 (6)	0 (0)	NS	518 (384)
Rainbow Trout	0.0013 (0.0004)	0 (0)	83 (167)	456 (357)	69 (126)	188 (178)	41 (43)	643 (279)	91 (77)	68 (65)	25 (37)	NS	1,664 (542)
Rock Bass	0.0005 (0.0006)	0 (0)	0 (0)	0 (0)	333 (655)	53 (61)	117 (188)	54 (80)	19 (35)	24 (40)	6 (10)	NS	606 (691)
Round whitefish	0.0002 (0.0002)	17 (33)	17 (34)	30 (40)	0 (0)	0 (0)	0 (0)	0 (0)	125 (250)	0 (0)	0 (0)	NS	189 (258)
Smallmouth bass	0.0003 (0.0002)	0 (0)	0 (0)	0 (0)	78 (147)	38 (48)	7 (14)	89 (94)	206 (183)	15 (9)	0 (0)	NS	433 (258)
Walleye	0.0538 (0.0104)	714 (452)	4,876 (3,552)	12,005 (7,224)	4,423 (3,049)	2,581 (1,027)	2,418 (1,198)	33,432 (7,726)	6,522 (2,208)	234 (181)	8 (17)	NS	67,213 (11,891)
White bass	0.0006 (0.0004)	0 (0)	0 (0)	5 (11)	0 (0)	598 (405)	23 (46)	19 (38)	0 (0)	14 (27)	83 (166)	NS	742 (442)
White perch	0.0011 (0.0016)	0 (0)	0 (0)	0 (0)	27 (53)	0 (0)	17 (35)	0 (0)	949 (1,906)	138 (154)	224 (388)	NS	1,355 (1,952)
Yellow perch	0.9707 (0.1411)	133,622 (36,146)	55,964 (22,582)	53,500 (15,184)	15,008 (7,279)	3,762 (1,985)	52,525 (15,025)	119,486 (38,298)	439,081 (116,687)	276,467 (64,676)	63,827 (27,005)	NS	1,213,242 (149,415)
Angler Hrs		134,809 (19,323)	91,350 (17,632)	75,836 (25,036)	76,821 (32,170)	99,559 (21,819)	103,754 (22,381)	279,213 (58,513)	254,584 (44,008)	108,796 (22,346)	25,176 (9,968)	NS	1,249,898 (96,344)
Angler Trips		33,276 (4,077)	20,112 (2,989)	17,586 (3,286)	16,403 (2,369)	22,519 (4,257)	21,187 (4,498)	48,174 (9,881)	51,321 (8,923)	21,454 (4,442)	5,147 (2,046)	NS	257,179 (12,721)
Angler Days		33,419 (3,640)	23,121 (2,585)	17,881 (2,425)	15,413 (1,858)	20,775 (4,030)	20,416 (4,396)	46,302 (9,449)	49,592 (8,736)	20,717 (4,397)	5,066 (2,017)	NS	252,702 (10,508)

Table B.101.--Tawas (Site 250) for 1999. "NS" means not sampled.

Species	Harvest per hr	Jan	Feb	Mar	Apr	May	Jun	Jul	Aug	Sep	Oct	Nov	Season
Brown Trout	0.0076 (0.0041)	0 (0)	13 (26)	201 (227)	133 (116)	4 (8)	20 (23)	102 (76)	27 (53)	0 (0)	0 (0)	NS	500 (210)
Channel Catfish	0.0013 (0.0016)	0 (0)	0 (0)	0 (0)	0 (0)	0 (0)	13 (19)	44 (48)	13 (27)	16 (31)	0 (0)	NS	86 (66)
Chinook Salmon	0.0348 (0.0166)	0 (0)	0 (0)	0 (0)	0 (0)	317 (251)	147 (94)	1,393 (578)	174 (138)	253 (214)	0 (0)	NS	2,284 (686)
Coho Salmon	0.0012 (0.0033)	0 (0)	0 (0)	0 (0)	0 (0)	30 (53)	1 (0)	45 (47)	0 (0)	0 (0)	0 (0)	NS	76 (71)
Freshwater Drum	0.0017 (0.0036)	0 (0)	0 (0)	0 (0)	0 (0)	3 (5)	0 (0)	25 (40)	80 (100)	4 (6)	0 (0)	NS	111 (105)
Lake Trout	0.0143 (0.0122)	0 (0)	0 (0)	0 (0)	0 (0)	559 (506)	239 (217)	98 (102)	24 (26)	18 (30)	0 (0)	NS	939 (561)
Lake Whitefish	0.0003 (0.0079)	0 (0)	13 (25)	4 (8)	0 (0)	0 (0)	0 (0)	0 (0)	0 (0)	0 (0)	0 (0)	NS	17 (26)
Largemouth Bass	0.0000 (0.0000)	0 (0)	0 (0)	0 (0)	0 (0)	0 (0)	0 (0)	0 (0)	0 (0)	0 (0)	0 (0)	NS	0 (0)
Muskellunge	0.0000 (0.0000)	0 (0)	0 (0)	0 (0)	0 (0)	0 (0)	0 (0)	0 (0)	0 (0)	0 (0)	0 (0)	NS	0 (0)
Northern Pike	0.0053 (0.0075)	63 (106)	38 (34)	0 (0)	0 (0)	0 (0)	0 (0)	9 (17)	240 (210)	0 (0)	0 (0)	NS	350 (226)
Other	0.0006 (0.1692)	0 (0)	0 (0)	0 (0)	0 (0)	41 (78)	0 (0)	0 (0)	0 (0)	0 (0)	0 (0)	NS	41 (78)
Pink Salmon	0.0002 (0.0080)	0 (0)	0 (0)	0 (0)	0 (0)	0 (0)	0 (0)	0 (0)	0 (0)	16 (32)	0 (0)	NS	16 (32)
Pumpkinseed	0.0001 (0.0654)	0 (0)	0 (0)	0 (0)	0 (0)	0 (0)	0 (0)	0 (0)	0 (0)	4 (6)	0 (0)	NS	4 (6)
Rainbow Trout	0.0125 (0.0059)	0 (0)	0 (0)	215 (185)	63 (125)	46 (58)	27 (32)	384 (192)	43 (37)	33 (43)	8 (15)	NS	818 (297)
Rock Bass	0.0011 (0.0062)	0 (0)	0 (0)	0 (0)	0 (0)	35 (56)	20 (36)	16 (23)	1 (1)	4 (6)	0 (0)	NS	75 (67)
Round whitefish	0.0002 (0.0133)	0 (0)	0 (0)	15 (28)	0 (0)	0 (0)	0 (0)	0 (0)	0 (0)	0 (0)	0 (0)	NS	15 (28)
Smallmouth bass	0.0003 (0.0014)	0 (0)	0 (0)	0 (0)	0 (0)	3 (5)	7 (14)	0 (0)	13 (27)	0 (0)	0 (0)	NS	23 (30)
Walleye	0.0120 (0.0068)	20 (40)	67 (117)	7 (11)	16 (27)	16 (20)	128 (170)	223 (162)	309 (219)	0 (0)	0 (0)	NS	785 (343)
White bass	0.0000 (0.0000)	0 (0)	0 (0)	0 (0)	0 (0)	0 (0)	0 (0)	0 (0)	0 (0)	0 (0)	0 (0)	NS	0 (0)
White perch	0.0000 (0.0000)	0 (0)	0 (0)	0 (0)	0 (0)	0 (0)	0 (0)	0 (0)	0 (0)	0 (0)	0 (0)	NS	0 (0)
Yellow perch	0.2348 (0.1038)	37 (64)	413 (398)	141 (180)	383 (442)	404 (424)	6,853 (6,450)	3,790 (2,226)	2,119 (452)	1,269 (313)	0 (0)	NS	15,410 (5,031)
Angler Hrs		2,334 (1,757)	2,675 (1,763)	6,191 (4,349)	3,985 (3,122)	6,108 (4,281)	9,921 (2,626)	17,498 (5,536)	12,421 (5,250)	4,191 (1,698)	300 (597)	NS	65,625 (30,979)
Angler Trips		571 (452)	708 (492)	1,254 (916)	888 (728)	1,319 (949)	2,608 (863)	3,810 (1,277)	3,051 (1,338)	1,001 (436)	97 (202)	NS	15,307 (16,057)
Angler Days		644 (502)	785 (536)	1,546 (1,209)	979 (837)	1,264 (908)	2,399 (811)	3,574 (1,203)	2,856 (1,264)	922 (409)	97 (202)	NS	15,066 (15,788)

Table B.102.--Au Gres (Site 255) for 1999. "NS" means not sampled.

Species	Harvest per hr	Jan	Feb	Mar	Apr	May	Jun	Jul	Aug	Sep	Oct	Nov	Season
Brown Trout	0.0010 (0.0026)	0 (0)	0 (0)	163 (283)	83 (82)	23 (29)	0 (0)	52 (77)	0 (0)	0 (0)	0 (0)	NS	322 (276)
Channel Catfish	0.0037 (0.0023)	0 (0)	0 (0)	0 (0)	0 (0)	120 (217)	183 (249)	211 (225)	342 (365)	297 (276)	8 (17)	NS	1,161 (573)
Chinook Salmon	0.0011 (0.0013)	0 (0)	0 (0)	0 (0)	0 (0)	68 (101)	18 (36)	52 (77)	3 (0)	89 (114)	109 (173)	NS	340 (214)
Coho Salmon	0.0000 (0.0000)	0 (0)	0 (0)	0 (0)	0 (0)	0 (0)	0 (0)	0 (0)	0 (0)	0 (0)	0 (0)	NS	0 (0)
Freshwater Drum	0.0022 (0.0015)	0 (0)	0 (0)	0 (0)	0 (0)	15 (22)	123 (187)	239 (234)	155 (173)	161 (172)	0 (0)	NS	693 (367)
Lake Trout	0.0000 (0.0000)	0 (0)	0 (0)	0 (0)	0 (0)	0 (0)	0 (0)	2 (0)	0 (0)	0 (0)	0 (0)	NS	2 (0)
Lake Whitefish	0.0000 (0.0000)	0 (0)	0 (0)	0 (0)	0 (0)	0 (0)	0 (0)	0 (0)	0 (0)	0 (0)	0 (0)	NS	0 (0)
Largemouth Bass	0.0002 (0.0007)	0 (0)	0 (0)	0 (0)	0 (0)	0 (0)	0 (0)	0 (0)	15 (31)	0 (0)	45 (83)	NS	60 (67)
Muskellunge	0.0000 (0.0000)	0 (0)	0 (0)	0 (0)	0 (0)	0 (0)	0 (0)	0 (0)	0 (0)	0 (0)	0 (0)	NS	0 (0)
Northern Pike	0.0009 (0.0043)	188 (353)	0 (0)	0 (0)	0 (0)	46 (62)	21 (58)	0 (0)	0 (0)	20 (40)	0 (0)	NS	274 (323)
Other	0.0001 (0.1902)	0 (0)	0 (0)	0 (0)	0 (0)	32 (67)	0 (0)	0 (0)	0 (0)	0 (0)	0 (0)	NS	32 (67)
Pink Salmon	0.0000 (0.0000)	0 (0)	0 (0)	0 (0)	0 (0)	0 (0)	0 (0)	0 (0)	0 (0)	0 (0)	0 (0)	NS	0 (0)
Pumpkinseed	0.0000 (0.0000)	0 (0)	0 (0)	0 (0)	0 (0)	0 (0)	0 (0)	0 (0)	0 (0)	0 (0)	0 (0)	NS	0 (0)
Rainbow Trout	0.0009 (0.0028)	0 (0)	0 (0)	241 (381)	6 (13)	8 (15)	0 (0)	21 (38)	2 (0)	0 (0)	17 (33)	NS	295 (320)
Rock Bass	0.0001 (0.0008)	0 (0)	0 (0)	0 (0)	0 (0)	0 (0)	0 (0)	0 (0)	0 (0)	20 (40)	0 (0)	NS	20 (40)
Round whitefish	0.0004 (0.0027)	0 (0)	0 (0)	0 (0)	0 (0)	0 (0)	0 (0)	0 (0)	125 (250)	0 (0)	0 (0)	NS	125 (250)
Smallmouth bass	0.0005 (0.0007)	0 (0)	0 (0)	0 (0)	0 (0)	15 (22)	0 (0)	38 (55)	93 (99)	0 (0)	0 (0)	NS	146 (116)
Walleye	0.0399 (0.0183)	0 (0)	0 (0)	0 (0)	32 (35)	223 (178)	651 (523)	9,760 (4,431)	1,798 (1,038)	47 (46)	8 (17)	NS	12,520 (4,585)
White bass	0.0003 (0.0019)	0 (0)	0 (0)	0 (0)	0 (0)	0 (0)	0 (0)	19 (38)	0 (0)	0 (0)	83 (166)	NS	103 (170)
White perch	0.0008 (0.0068)	0 (0)	0 (0)	0 (0)	0 (0)	0 (0)	0 (0)	0 (0)	0 (0)	39 (79)	224 (388)	NS	263 (396)
Yellow perch	2.0750 (0.5434)	18,356 (5,089)	14,237 (11,463)	14,529 (10,690)	7,168 (6,082)	190 (377)	16,011 (8,441)	86,700 (35,802)	317,038 (109,383)	162,694 (56,102)	14,677 (10,989)	NS	651,599 (129,690)
Angler Hrs		12,851 (3,735)	4,422 (2,875)	14,544 (8,014)	9,598 (4,045)	10,446 (6,203)	24,471 (14,070)	84,748 (35,802)	92,698 (28,759)	52,937 (19,527)	7,315 (5,856)	NS	314,031 (128,887)
Angler Trips		3,256 (1,034)	1,199 (861)	4,844 (3,167)	2,319 (1,205)	2,195 (1,422)	5,443 (3,115)	14,174 (6,025)	18,774 (5,866)	10,328 (3,872)	1,652 (1,503)	NS	64,184 (40,471)
Angler Days		3,065 (956)	1,062 (740)	4,060 (2,749)	2,019 (986)	2,040 (1,306)	5,395 (3,073)	13,902 (5,860)	18,325 (5,745)	10,237 (3,859)	1,582 (1,443)	NS	61,687 (39,956)

Table B.103.--Saganing Creek to mouth of Saginaw River (Site 260) for 1999. "NS" means not sampled.

Species	Harvest per hr	Jan	Feb	Mar	Apr	May	Jun	Jul	Aug	Sep	Oct	Nov	Season
Brown Trout	0.0000 (0.0000)	0 (0)	0 (0)	0 (0)	0 (0)	0 (0)	0 (0)	0 (0)	0 (0)	0 (0)	0 (0)	NS	0 (0)
Channel Catfish	0.0009 (0.0017)	0 (0)	10 (20)	11 (21)	0 (0)	0 (0)	0 (0)	0 (0)	76 (150)	0 (0)	0 (0)	NS	97 (152)
Chinook Salmon	0.0000 (0.0000)	0 (0)	0 (0)	0 (0)	0 (0)	0 (0)	2 (0)	0 (0)	0 (0)	0 (0)	0 (0)	NS	2 (0)
Coho Salmon	0.0000 (0.0000)	0 (0)	0 (0)	0 (0)	0 (0)	2 (0)	0 (0)	0 (0)	0 (0)	0 (0)	0 (0)	NS	2 (0)
Freshwater Drum	0.0000 (0.0000)	0 (0)	0 (0)	0 (0)	0 (0)	0 (0)	0 (0)	0 (0)	0 (0)	0 (0)	0 (0)	NS	0 (0)
Lake Trout	0.0000 (0.0000)	0 (0)	0 (0)	0 (0)	0 (0)	8 (0)	0 (0)	0 (0)	0 (0)	0 (0)	0 (0)	NS	8 (0)
Lake Whitefish	0.0000 (0.0000)	0 (0)	0 (0)	0 (0)	0 (0)	0 (0)	0 (0)	0 (0)	0 (0)	0 (0)	0 (0)	NS	0 (0)
Largemouth Bass	0.0004 (0.0110)	0 (0)	0 (0)	0 (0)	0 (0)	0 (0)	121 (243)	0 (0)	0 (0)	0 (0)	0 (0)	NS	121 (243)
Muskellunge	0.0000 (0.0000)	0 (0)	0 (0)	0 (0)	0 (0)	0 (0)	0 (0)	0 (0)	0 (0)	0 (0)	0 (0)	NS	0 (0)
Northern Pike	0.0006 (0.0020)	0 (0)	96 (143)	42 (67)	0 (0)	0 (0)	0 (0)	0 (0)	38 (75)	0 (0)	0 (0)	NS	176 (175)
Other	0.0000 (0.0000)	0 (0)	0 (0)	0 (0)	0 (0)	0 (0)	0 (0)	0 (0)	0 (0)	0 (0)	0 (0)	NS	0 (0)
Pink Salmon	0.0000 (0.0000)	0 (0)	0 (0)	0 (0)	0 (0)	0 (0)	0 (0)	0 (0)	0 (0)	0 (0)	0 (0)	NS	0 (0)
Pumpkinseed	0.0004 (0.1114)	0 (0)	0 (0)	115 (231)	0 (0)	0 (0)	0 (0)	0 (0)	0 (0)	0 (0)	0 (0)	NS	115 (231)
Rainbow Trout	0.0000 (0.0000)	0 (0)	0 (0)	0 (0)	0 (0)	0 (0)	0 (0)	1 (0)	0 (0)	0 (0)	0 (0)	NS	1 (0)
Rock Bass	0.0000 (0.0000)	0 (0)	0 (0)	0 (0)	0 (0)	0 (0)	0 (0)	0 (0)	0 (0)	0 (0)	0 (0)	NS	0 (0)
Round whitefish	0.0002 (0.0013)	17 (33)	17 (34)	15 (29)	0 (0)	0 (0)	0 (0)	0 (0)	0 (0)	0 (0)	0 (0)	NS	48 (56)
Smallmouth bass	0.0003 (0.0021)	0 (0)	0 (0)	0 (0)	0 (0)	0 (0)	0 (0)	0 (0)	76 (152)	0 (0)	0 (0)	NS	76 (152)
Walleye	0.0412 (0.0161)	418 (290)	203 (252)	42 (45)	53 (60)	541 (400)	556 (438)	6,812 (2,969)	2,824 (1,771)	82 (124)	0 (0)	NS	11,529 (3,531)
White bass	0.0000 (0.0020)	0 (0)	0 (0)	5 (11)	0 (0)	0 (0)	0 (0)	0 (0)	0 (0)	0 (0)	0 (0)	NS	5 (11)
White perch	0.0034 (0.0260)	0 (0)	0 (0)	0 (0)	0 (0)	0 (0)	0 (0)	0 (0)	949 (1,906)	0 (0)	0 (0)	NS	949 (1,906)
Yellow perch	0.9315 (0.2516)	25,590 (23,853)	19,118 (13,959)	19,154 (11,194)	4,066 (3,526)	2,303 (1,744)	16,730 (9,394)	21,608 (12,880)	59,822 (33,456)	51,810 (24,268)	40,723 (23,980)	NS	260,922 (55,920)
Angler Hrs		36,040 (9,240)	20,340 (9,975)	7,461 (3,410)	9,606 (4,227)	18,770 (8,913)	22,642 (9,239)	54,636 (20,892)	74,594 (28,393)	21,778 (7,915)	14,258 (8,397)	NS	280,124 (110,599)
Angler Trips		9,853 (2,807)	4,415 (2,235)	1,854 (861)	2,172 (1,064)	3,484 (1,689)	4,533 (1,912)	8,917 (3,456)	14,419 (5,647)	4,092 (1,539)	2,653 (1,604)	NS	56,392 (42,700)
Angler Days		8,423 (2,687)	4,104 (1,961)	1,722 (810)	2,172 (1,064)	3,458 (1,679)	4,533 (1,912)	8,917 (3,456)	14,229 (5,570)	4,092 (1,539)	2,653 (1,604)	NS	54,303 (42,612)

Table B.104.—Saginaw River — mouth to confluence with Tittabawassee River (Site 355) for 1999. “NS” means not sampled.

Species	Harvest per hr	Jan	Feb	Mar	Apr	May	Jun	Jul	Aug	Sep	Oct	Nov	Dec	Season
Black crappie	0.0030 (0.0036)	0 (0)	0 (0)	0 (0)	0 (0)	313 (368)	NS	NS	NS	NS	NS	NS	NS	313 (368)
Bluegill	0.0070 (0.0083)	400 (802)	0 (0)	0 (0)	0 (0)	338 (309)	NS	NS	NS	NS	NS	NS	NS	738 (859)
Channel Catfish	0.0113 (0.0089)	0 (0)	0 (0)	0 (0)	0 (0)	1,200 (878)	NS	NS	NS	NS	NS	NS	NS	1,200 (878)
Common white sucker	0.0000 (0.0000)	0 (0)	0 (0)	0 (0)	0 (0)	0 (0)	NS	NS	NS	NS	NS	NS	NS	0 (0)
Freshwater Drum	0.0139 (0.0153)	0 (0)	0 (0)	0 (0)	0 (0)	1,469 (1,569)	NS	NS	NS	NS	NS	NS	NS	1,469 (1,569)
Lake Trout	0.0000 (0.0000)	0 (0)	0 (0)	0 (0)	0 (0)	0 (0)	NS	NS	NS	NS	NS	NS	NS	0 (0)
Lake Whitefish	0.0000 (0.0000)	0 (0)	0 (0)	0 (0)	0 (0)	0 (0)	NS	NS	NS	NS	NS	NS	NS	0 (0)
Largemouth Bass	0.0033 (0.0043)	0 (0)	0 (0)	0 (0)	0 (0)	350 (443)	NS	NS	NS	NS	NS	NS	NS	350 (443)
Northern Pike	0.0002 (0.0003)	0 (0)	0 (0)	0 (0)	0 (0)	19 (35)	NS	NS	NS	NS	NS	NS	NS	19 (35)
Other	0.0017 (0.0022)	0 (0)	0 (0)	0 (0)	19 (39)	156 (225)	NS	NS	NS	NS	NS	NS	NS	175 (228)
Pumpkinseed	0.0001 (0.0017)	0 (0)	0 (0)	0 (0)	0 (0)	156 (172)	NS	NS	NS	NS	NS	NS	NS	156 (172)
Rainbow Trout	0.0000 (0.0000)	0 (0)	0 (0)	0 (0)	0 (0)	0 (0)	NS	NS	NS	NS	NS	NS	NS	0 (0)
Rock Bass	0.0000 (0.0000)	0 (0)	0 (0)	0 (0)	0 (0)	0 (0)	NS	NS	NS	NS	NS	NS	NS	0 (0)
Smallmouth bass	0.0007 (0.0014)	0 (0)	0 (0)	0 (0)	78 (147)	0 (0)	NS	NS	NS	NS	NS	NS	NS	78 (147)
Walleye	0.1402 (0.0821)	264 (344)	4,099 (3,502)	9,128 (6,761)	411 (445)	949 (775)	NS	NS	NS	NS	NS	NS	NS	14,850 (7,674)
White bass	0.0016 (0.0014)	0 (0)	0 (0)	0 (0)	0 (0)	171 (145)	NS	NS	NS	NS	NS	NS	NS	171 (145)
White perch	0.0000 (0.0000)	0 (0)	0 (0)	0 (0)	0 (0)	0 (0)	NS	NS	NS	NS	NS	NS	NS	0 (0)
Yellow perch	0.1781 (0.1131)	18,853 (10,793)	0 (0)	0 (0)	0 (0)	0 (0)	NS	NS	NS	NS	NS	NS	NS	18,853 (10,793)
Angler Hrs		30,410 (11,114)	22,968 (11,306)	32,078 (23,111)	5,379 (4,828)	15,050 (6,565)	NS	NS	NS	NS	NS	NS	NS	105,885 (29,187)
Angler Trips		7,683 (2,898)	4,447 (2,201)	5,511 (3,937)	1,877 (1,778)	4,429 (1,722)	NS	NS	NS	NS	NS	NS	NS	23,947 (5,905)
Angler Days		7,650 (2,889)	4,447 (2,201)	5,511 (3,937)	1,858 (1,776)	3,722 (1,418)	NS	NS	NS	NS	NS	NS	NS	23,188 (5,818)

Table B.105.—Tittabawassee River — Dow Dam to confluence with the Saginaw River (Site 401) for 1999. “NS” means not sampled.

Species	Harvest per hr	Jan	Feb	Mar	Apr	May	Jun	Jul	Aug	Sep	Oct	Nov	Dec	Season
Black crappie	0.0016 (0.0026)	NS	0 (0)	0 (0)	0 (0)	104 (170)	NS	NS	NS	NS	NS	NS	NS	104 (170)
Bluegill	0.0016 (0.0025)	NS	0 (0)	0 (0)	0 (0)	104 (159)	NS	NS	NS	NS	NS	NS	NS	104 (159)
Channel Catfish	0.0082 (0.0088)	NS	0 (0)	0 (0)	226 (399)	319 (336)	NS	NS	NS	NS	NS	NS	NS	546 (522)
Common white sucker	0.0012 (0.0015)	NS	0 (0)	0 (0)	0 (0)	80 (93)	NS	NS	NS	NS	NS	NS	NS	80 (93)
Freshwater Drum	0.0091 (0.0137)	NS	0 (0)	0 (0)	0 (0)	610 (864)	NS	NS	NS	NS	NS	NS	NS	610 (864)
Northern Pike	0.0001 (0.0003)	NS	0 (0)	0 (0)	0 (0)	10 (19)	NS	NS	NS	NS	NS	NS	NS	10 (19)
Other	0.0016 (0.0025)	NS	0 (0)	0 (0)	0 (0)	104 (159)	NS	NS	NS	NS	NS	NS	NS	104 (159)
Pumpkinseed	0.0016 (0.0025)	NS	0 (0)	0 (0)	0 (0)	104 (159)	NS	NS	NS	NS	NS	NS	NS	104 (159)
Rainbow Trout	0.0012 (0.0026)	NS	83 (167)	0 (0)	0 (0)	0 (0)	NS	NS	NS	NS	NS	NS	NS	83 (167)
Rock Bass	0.0001 (0.0003)	NS	0 (0)	0 (0)	0 (0)	10 (19)	NS	NS	NS	NS	NS	NS	NS	10 (19)
Smallmouth bass	0.0000 (0.0000)	NS	0 (0)	0 (0)	0 (0)	0 (0)	NS	NS	NS	NS	NS	NS	NS	0 (0)
Walleye	0.1169 (0.0825)	NS	500 (530)	2,828 (2,543)	3,885 (3,016)	598 (483)	NS	NS	NS	NS	NS	NS	NS	7,811 (4,010)
White bass	0.0062 (0.0064)	NS	0 (0)	0 (0)	0 (0)	414 (377)	NS	NS	NS	NS	NS	NS	NS	414 (377)
White perch	0.0004 (0.0008)	NS	0 (0)	0 (0)	27 (53)	0 (0)	NS	NS	NS	NS	NS	NS	NS	27 (53)
Yellow perch	0.0011 (0.0020)	NS	0 (0)	0 (0)	0 (0)	70 (132)	NS	NS	NS	NS	NS	NS	NS	70 (132)
Angler Hrs		NS	5,945 (4,099)	6,266 (4,465)	37,854 (31,092)	16,777 (6,945)	NS	NS	NS	NS	NS	NS	NS	66,842 (32,430)
Angler Trips		NS	1,643 (1,100)	1,891 (1,469)	7,784 (5,692)	4,985 (1,739)	NS	NS	NS	NS	NS	NS	NS	16,303 (6,228)
Angler Days		NS	1,643 (1,100)	1,891 (1,469)	6,486 (4,479)	4,390 (1,591)	NS	NS	NS	NS	NS	NS	NS	14,410 (5,095)

Table B.106.—Essexville to mouth of Saginaw River (Site 356) for 1999. “NS” means not sampled.

Species	Harvest per hr	Jan	Feb	Mar	Apr	May	Jun	Jul	Aug	Sep	Oct	Nov	Season
Brown Trout	0.0000 (0.0000)	0 (0)	0 (0)	0 (0)	0 (0)	0 (0)	0 (0)	0 (0)	0 (0)	0 (0)	0 (0)	NS	0 (0)
Channel Catfish	0.0008 (0.0053)	0 (0)	0 (0)	0 (0)	0 (0)	0 (0)	0 (0)	0 (0)	13 (25)	0 (0)	0 (0)	NS	13 (25)
Chinook Salmon	0.0000 (0.0000)	0 (0)	0 (0)	0 (0)	0 (0)	0 (0)	0 (0)	0 (0)	0 (0)	0 (0)	0 (0)	NS	0 (0)
Coho Salmon	0.0000 (0.0000)	0 (0)	0 (0)	0 (0)	0 (0)	0 (0)	0 (0)	0 (0)	0 (0)	0 (0)	0 (0)	NS	0 (0)
Freshwater Drum	0.0000 (0.0000)	0 (0)	0 (0)	0 (0)	0 (0)	0 (0)	0 (0)	0 (0)	0 (0)	0 (0)	0 (0)	NS	0 (0)
Lake Trout	0.0000 (0.0000)	0 (0)	0 (0)	0 (0)	0 (0)	0 (0)	0 (0)	0 (0)	0 (0)	0 (0)	0 (0)	NS	0 (0)
Lake Whitefish	0.0000 (0.0000)	0 (0)	0 (0)	0 (0)	0 (0)	0 (0)	0 (0)	0 (0)	0 (0)	0 (0)	0 (0)	NS	0 (0)
Largemouth Bass	0.0000 (0.0000)	0 (0)	0 (0)	0 (0)	0 (0)	0 (0)	0 (0)	0 (0)	0 (0)	0 (0)	0 (0)	NS	0 (0)
Muskellunge	0.0000 (0.0000)	0 (0)	0 (0)	0 (0)	0 (0)	0 (0)	0 (0)	0 (0)	0 (0)	0 (0)	0 (0)	NS	0 (0)
Northern Pike	0.0000 (0.0000)	0 (0)	0 (0)	0 (0)	0 (0)	0 (0)	0 (0)	0 (0)	0 (0)	0 (0)	0 (0)	NS	0 (0)
Other	0.0000 (0.0000)	0 (0)	0 (0)	0 (0)	0 (0)	0 (0)	0 (0)	0 (0)	0 (0)	0 (0)	0 (0)	NS	0 (0)
Pink Salmon	0.0000 (0.0000)	0 (0)	0 (0)	0 (0)	0 (0)	0 (0)	0 (0)	0 (0)	0 (0)	0 (0)	0 (0)	NS	0 (0)
Pumpkinseed	0.0000 (0.0000)	0 (0)	0 (0)	0 (0)	0 (0)	0 (0)	0 (0)	0 (0)	0 (0)	0 (0)	0 (0)	NS	0 (0)
Rainbow Trout	0.0000 (0.0000)	0 (0)	0 (0)	0 (0)	0 (0)	0 (0)	0 (0)	0 (0)	0 (0)	0 (0)	0 (0)	NS	0 (0)
Rock Bass	0.0000 (0.0000)	0 (0)	0 (0)	0 (0)	0 (0)	0 (0)	0 (0)	0 (0)	0 (0)	0 (0)	0 (0)	NS	0 (0)
Round whitefish	0.0000 (0.0000)	0 (0)	0 (0)	0 (0)	0 (0)	0 (0)	0 (0)	0 (0)	0 (0)	0 (0)	0 (0)	NS	0 (0)
Smallmouth bass	0.0000 (0.0000)	0 (0)	0 (0)	0 (0)	0 (0)	0 (0)	0 (0)	0 (0)	0 (0)	0 (0)	0 (0)	NS	0 (0)
Walleye	0.0356 (0.0452)	0 (0)	0 (0)	0 (0)	26 (31)	167 (139)	44 (63)	347 (370)	0 (0)	6 (12)	0 (0)	NS	590 (402)
White bass	0.0000 (0.0000)	0 (0)	0 (0)	0 (0)	0 (0)	0 (0)	0 (0)	0 (0)	0 (0)	0 (0)	0 (0)	NS	0 (0)
White perch	0.0000 (0.0000)	0 (0)	0 (0)	0 (0)	0 (0)	0 (0)	0 (0)	0 (0)	0 (0)	0 (0)	0 (0)	NS	0 (0)
Yellow perch	1.1998 (0.4669)	1,596 (0)	0 (0)	0 (0)	202 (263)	509 (704)	2,442 (1,534)	1,574 (1,610)	5,174 (3,904)	3,396 (2,225)	4,976 (2,653)	NS	19,869 (5,722)
Angler Hrs		319 (638)	0 (0)	0 (0)	377 (447)	2,527 (1,055)	2,104 (922)	3,470 (2,445)	5,006 (2,998)	1,316 (630)	1,440 (648)	NS	16,560 (9,784)
Angler Trips		160 (0)	0 (0)	0 (0)	72 (84)	504 (212)	430 (245)	686 (513)	1,214 (891)	268 (133)	295 (146)	NS	3,629 (3,226)
Angler Days		80 (0)	0 (0)	0 (0)	72 (84)	504 (212)	430 (245)	686 (513)	1,214 (891)	268 (133)	295 (146)	NS	3,549 (3,226)

Table B.107.–Quanicassee to Sebewaing (Site 278) for 1999. “NS” means not sampled.

Species	Harvest per hr	Jan	Feb	Mar	Apr	May	Jun	Jul	Aug	Sep	Oct	Nov	Season
Brown Trout	0.0000 (0.0000)	0 (0)	0 (0)	0 (0)	0 (0)	0 (0)	0 (0)	0 (0)	0 (0)	0 (0)	0 (0)	NS	0 (0)
Channel Catfish	0.0092 (0.0116)	0 (0)	0 (0)	0 (0)	0 (0)	236 (401)	448 (766)	128 (144)	148 (288)	15 (21)	17 (34)	NS	992 (906)
Chinook Salmon	0.0000 (0.0000)	0 (0)	0 (0)	0 (0)	0 (0)	0 (0)	0 (0)	0 (0)	0 (0)	0 (0)	0 (0)	NS	0 (0)
Coho Salmon	0.0000 (0.0000)	0 (0)	0 (0)	0 (0)	0 (0)	0 (0)	0 (0)	0 (0)	0 (0)	0 (0)	0 (0)	NS	0 (0)
Freshwater Drum	0.0010 (0.0016)	0 (0)	0 (0)	0 (0)	0 (0)	4 (9)	0 (0)	31 (47)	44 (69)	25 (50)	0 (0)	NS	105 (98)
Lake Trout	0.0000 (0.0000)	0 (0)	0 (0)	0 (0)	0 (0)	0 (0)	0 (0)	0 (0)	0 (0)	0 (0)	0 (0)	NS	0 (0)
Lake Whitefish	0.0000 (0.0000)	0 (0)	0 (0)	0 (0)	0 (0)	0 (0)	0 (0)	0 (0)	0 (0)	0 (0)	0 (0)	NS	0 (0)
Largemouth Bass	0.0059 (0.0461)	0 (0)	0 (0)	0 (0)	131 (286)	69 (118)	436 (836)	0 (0)	0 (0)	0 (0)	0 (0)	NS	636 (888)
Muskellunge	0.0000 (0.0000)	0 (0)	0 (0)	0 (0)	0 (0)	0 (0)	0 (0)	0 (0)	0 (0)	0 (0)	0 (0)	NS	0 (0)
Northern Pike	0.0055 (0.0027)	498 (75)	0 (0)	0 (0)	0 (0)	29 (56)	17 (34)	16 (31)	0 (0)	14 (20)	17 (34)	NS	590 (111)
Other	0.0000 (0.0000)	0 (0)	0 (0)	0 (0)	0 (0)	0 (0)	0 (0)	0 (0)	0 (0)	0 (0)	0 (0)	NS	0 (0)
Pink Salmon	0.0000 (0.0000)	0 (0)	0 (0)	0 (0)	0 (0)	0 (0)	0 (0)	0 (0)	0 (0)	0 (0)	0 (0)	NS	0 (0)
Pumpkinseed	0.0008 (0.0295)	0 (0)	0 (0)	85 (166)	0 (0)	0 (0)	0 (0)	0 (0)	0 (0)	0 (0)	0 (0)	NS	85 (166)
Rainbow Trout	0.0000 (0.0000)	0 (0)	0 (0)	0 (0)	0 (0)	0 (0)	0 (0)	0 (0)	0 (0)	0 (0)	0 (0)	NS	0 (0)
Rock Bass	0.0009 (0.0192)	0 (0)	0 (0)	0 (0)	0 (0)	0 (0)	97 (186)	0 (0)	0 (0)	0 (0)	0 (0)	NS	97 (186)
Round whitefish	0.0000 (0.0000)	0 (0)	0 (0)	0 (0)	0 (0)	0 (0)	0 (0)	0 (0)	0 (0)	0 (0)	0 (0)	NS	0 (0)
Smallmouth bass	0.0000 (0.0000)	0 (0)	0 (0)	0 (0)	0 (0)	0 (0)	0 (0)	0 (0)	0 (0)	0 (0)	0 (0)	NS	0 (0)
Walleye	0.0567 (0.0350)	12 (25)	7 (13)	0 (0)	0 (0)	70 (95)	283 (328)	5,014 (2,473)	666 (460)	71 (116)	0 (0)	NS	6,124 (2,541)
White bass	0.0001 (0.0027)	0 (0)	0 (0)	0 (0)	0 (0)	0 (0)	0 (0)	0 (0)	0 (0)	14 (27)	0 (0)	NS	14 (27)
White perch	0.0007 (0.0052)	0 (0)	0 (0)	0 (0)	0 (0)	0 (0)	17 (35)	0 (0)	0 (0)	54 (96)	0 (0)	NS	72 (103)
Yellow perch	0.8714 (0.3573)	779 (890)	56 (72)	14,843 (13,282)	1,363 (3,093)	70 (77)	3,319 (3,887)	1,564 (1,423)	31,516 (18,399)	37,312 (16,009)	3,223 (5,341)	NS	94,044 (27,587)
Angler Hrs		12,959 (2,129)	825 (868)	7,104 (6,272)	5,420 (4,429)	6,576 (4,154)	10,908 (9,710)	31,162 (15,522)	21,582 (10,609)	10,162 (4,139)	1,220 (1,890)	NS	107,919 (59,722)
Angler Trips		3,809 (622)	191 (221)	1,888 (1,695)	1,570 (1,405)	1,366 (966)	2,114 (1,990)	5,997 (2,985)	4,152 (2,067)	2,116 (869)	328 (522)	NS	23,531 (23,096)
Angler Days		4,074 (719)	227 (264)	2,863 (2,649)	2,033 (1,758)	1,231 (836)	2,035 (1,870)	5,700 (2,813)	4,152 (2,067)	2,116 (869)	328 (522)	NS	24,759 (22,675)

Table B.108.—Sebawaing to Sand Point (Site 288) for 1999. “NS” means not sampled.

Species	Harvest per hr	Jan	Feb	Mar	Apr	May	Jun	Jul	Aug	Sep	Oct	Nov	Season
Brown Trout	0.0000 (0.0000)	0 (0)	0 (0)	0 (0)	0 (0)	0 (0)	0 (0)	0 (0)	0 (0)	0 (0)	0 (0)	NS	0 (0)
Channel Catfish	0.0080 (0.0197)	0 (0)	0 (0)	0 (0)	0 (0)	398 (442)	685 (886)	72 (103)	0 (0)	15 (30)	0 (0)	NS	1,170 (992)
Chinook Salmon	0.0000 (0.0000)	0 (0)	0 (0)	0 (0)	0 (0)	0 (0)	0 (0)	0 (0)	0 (0)	0 (0)	0 (0)	NS	0 (0)
Coho Salmon	0.0000 (0.0000)	0 (0)	0 (0)	0 (0)	0 (0)	0 (0)	0 (0)	0 (0)	0 (0)	0 (0)	0 (0)	NS	0 (0)
Freshwater Drum	0.0007 (0.0108)	0 (0)	0 (0)	0 (0)	0 (0)	0 (0)	23 (46)	0 (0)	0 (0)	76 (151)	0 (0)	NS	99 (157)
Lake Trout	0.0000 (0.0000)	0 (0)	0 (0)	0 (0)	0 (0)	0 (0)	0 (0)	0 (0)	0 (0)	0 (0)	0 (0)	NS	0 (0)
Lake Whitefish	0.0000 (0.0000)	0 (0)	0 (0)	0 (0)	0 (0)	0 (0)	0 (0)	0 (0)	0 (0)	0 (0)	0 (0)	NS	0 (0)
Largemouth Bass	0.0039 (0.0391)	0 (0)	0 (0)	0 (0)	141 (290)	189 (265)	236 (416)	0 (0)	0 (0)	0 (0)	0 (0)	NS	566 (572)
Muskellunge	0.0000 (0.0000)	0 (0)	0 (0)	0 (0)	0 (0)	0 (0)	0 (0)	0 (0)	0 (0)	0 (0)	0 (0)	NS	0 (0)
Northern Pike	0.0005 (0.0012)	0 (0)	14 (19)	0 (0)	2 (4)	4 (8)	23 (46)	19 (38)	0 (0)	15 (29)	0 (0)	NS	77 (70)
Other	0.0000 (0.0000)	0 (0)	0 (0)	0 (0)	0 (0)	0 (0)	0 (0)	0 (0)	0 (0)	0 (0)	0 (0)	NS	0 (0)
Pink Salmon	0.0000 (0.0000)	0 (0)	0 (0)	0 (0)	0 (0)	0 (0)	0 (0)	0 (0)	0 (0)	0 (0)	0 (0)	NS	0 (0)
Pumpkinseed	0.0004 (0.0233)	0 (0)	0 (0)	0 (0)	0 (0)	54 (108)	0 (0)	0 (0)	0 (0)	0 (0)	0 (0)	NS	54 (108)
Rainbow Trout	0.0000 (0.0000)	0 (0)	0 (0)	0 (0)	0 (0)	0 (0)	0 (0)	0 (0)	0 (0)	0 (0)	0 (0)	NS	0 (0)
Rock Bass	0.0028 (0.0134)	0 (0)	0 (0)	0 (0)	333 (655)	8 (16)	0 (0)	38 (77)	18 (35)	0 (0)	6 (10)	NS	403 (661)
Round whitefish	0.0000 (0.0000)	0 (0)	0 (0)	0 (0)	0 (0)	0 (0)	0 (0)	0 (0)	0 (0)	0 (0)	0 (0)	NS	0 (0)
Smallmouth bass	0.0002 (0.0020)	0 (0)	0 (0)	0 (0)	0 (0)	0 (0)	0 (0)	34 (68)	0 (0)	0 (0)	0 (0)	NS	34 (68)
Walleye	0.0509 (0.0822)	0 (0)	0 (0)	0 (0)	0 (0)	17 (28)	654 (904)	6,477 (4,218)	257 (243)	0 (0)	0 (0)	NS	7,405 (4,320)
White bass	0.0002 (0.0039)	0 (0)	0 (0)	0 (0)	0 (0)	13 (27)	23 (46)	0 (0)	0 (0)	0 (0)	0 (0)	NS	36 (54)
White perch	0.0003 (0.0171)	0 (0)	0 (0)	0 (0)	0 (0)	0 (0)	0 (0)	0 (0)	0 (0)	45 (91)	0 (0)	NS	45 (91)
Yellow perch	0.8920 (0.3973)	68,411 (41,216)	17,653 (12,801)	4,710 (0)	1,259 (1,819)	27 (51)	6,182 (5,246)	2,791 (2,677)	11,212 (8,698)	17,307 (13,382)	228 (458)	NS	129,781 (36,178)
Angler Hrs		39,896 (18,819)	31,715 (7,162)	1,747 (1,083)	2,135 (2,542)	5,287 (4,937)	9,939 (8,615)	36,203 (23,424)	12,763 (5,315)	5,638 (4,025)	179 (108)	NS	145,502 (76,030)
Angler Trips		7,945 (3,984)	6,883 (1,390)	233 (0)	748 (924)	1,105 (1,111)	1,846 (1,558)	6,520 (4,156)	2,901 (1,205)	1,171 (819)	32 (20)	NS	29,384 (38,475)
Angler Days		9,483 (4,588)	10,388 (1,630)	233 (0)	1,140 (1,420)	1,034 (1,011)	1,746 (1,499)	6,386 (4,074)	2,791 (1,177)	1,100 (800)	32 (20)	NS	34,333 (38,188)

Table B.109.--Sand Point to Port Austin (site 236) for 1999. "NS" means not sampled.

Species	Harvest per hr	Jan	Feb	Mar	Apr	May	Jun	Jul	Aug	Sep	Oct	Nov	Season
Brown Trout	0.0002 (0.0013)	0 (0)	6 (13)	0 (0)	0 (0)	0 (0)	0 (0)	0 (0)	23 (46)	0 (0)	0 (0)	NS	29 (48)
Channel Catfish	0.0014 (0.0017)	0 (0)	0 (0)	0 (0)	0 (0)	0 (0)	15 (30)	127 (144)	69 (103)	0 (0)	0 (0)	NS	212 (179)
Chinook Salmon	0.0398 (0.0184)	0 (0)	0 (0)	0 (0)	0 (0)	1,007 (947)	476 (268)	2,402 (1,648)	1,012 (702)	877 (423)	96 (147)	NS	5,869 (2,093)
Coho Salmon	0.0002 (0.0011)	0 (0)	0 (0)	0 (0)	0 (0)	22 (32)	14 (29)	0 (0)	0 (0)	0 (0)	0 (0)	NS	37 (43)
Freshwater Drum	0.0000 (0.0000)	0 (0)	0 (0)	0 (0)	0 (0)	0 (0)	0 (0)	0 (0)	0 (0)	0 (0)	0 (0)	NS	0 (0)
Lake Trout	0.0556 (0.0263)	0 (0)	0 (0)	0 (0)	0 (0)	2,489 (2,285)	3,587 (1,666)	1,099 (867)	506 (461)	509 (267)	0 (0)	NS	8,190 (3,005)
Lake Whitefish	0.0001 (0.0012)	0 (0)	0 (0)	0 (0)	4 (8)	0 (0)	14 (29)	0 (0)	0 (0)	0 (0)	0 (0)	NS	18 (30)
Largemouth Bass	0.0000 (0.0000)	0 (0)	0 (0)	0 (0)	0 (0)	0 (0)	0 (0)	0 (0)	0 (0)	0 (0)	0 (0)	NS	0 (0)
Muskellunge	0.0000 (0.0000)	0 (0)	0 (0)	0 (0)	0 (0)	0 (0)	0 (0)	0 (0)	0 (0)	0 (0)	0 (0)	NS	0 (0)
Northern Pike	0.0000 (0.0000)	0 (0)	0 (0)	0 (0)	0 (0)	0 (0)	0 (0)	0 (0)	0 (0)	0 (0)	0 (0)	NS	0 (0)
Other	0.0097 (0.0613)	0 (0)	0 (0)	677 (0)	61 (0)	0 (0)	685 (1,417)	0 (0)	0 (0)	0 (0)	0 (0)	NS	1,424 (1,417)
Pink Salmon	0.0009 (0.0016)	0 (0)	0 (0)	0 (0)	0 (0)	24 (30)	72 (118)	34 (67)	0 (0)	0 (0)	0 (0)	NS	129 (139)
Pumpkinseed	0.0000 (0.0000)	0 (0)	0 (0)	0 (0)	0 (0)	0 (0)	0 (0)	0 (0)	0 (0)	0 (0)	0 (0)	NS	0 (0)
Rainbow Trout	0.0032 (0.0021)	0 (0)	0 (0)	0 (0)	0 (0)	134 (168)	14 (29)	237 (199)	46 (67)	35 (48)	0 (0)	NS	466 (274)
Rock Bass	0.0000 (0.0000)	0 (0)	0 (0)	0 (0)	0 (0)	0 (0)	0 (0)	0 (0)	0 (0)	0 (0)	0 (0)	NS	0 (0)
Round whitefish	0.0000 (0.0000)	0 (0)	0 (0)	0 (0)	0 (0)	0 (0)	0 (0)	0 (0)	0 (0)	0 (0)	0 (0)	NS	0 (0)
Smallmouth bass	0.0003 (0.0011)	0 (0)	0 (0)	0 (0)	0 (0)	20 (43)	0 (0)	17 (34)	0 (0)	0 (0)	0 (0)	NS	37 (54)
Walleye	0.0380 (0.0254)	0 (0)	0 (0)	0 (0)	0 (0)	0 (0)	102 (111)	4,799 (2,678)	668 (584)	28 (40)	0 (0)	NS	5,598 (2,743)
White bass	0.0000 (0.0000)	0 (0)	0 (0)	0 (0)	0 (0)	0 (0)	0 (0)	0 (0)	0 (0)	0 (0)	0 (0)	NS	0 (0)
White perch	0.0000 (0.0000)	0 (0)	0 (0)	0 (0)	0 (0)	0 (0)	0 (0)	0 (0)	0 (0)	0 (0)	0 (0)	NS	0 (0)
Yellow perch	0.1539 (0.0887)	0 (0)	4,487 (4,432)	123 (256)	567 (359)	189 (231)	988 (1,165)	1,459 (1,993)	12,200 (10,122)	2,679 (2,499)	0 (0)	NS	22,691 (11,569)
Angler Hrs		0 (0)	2,460 (2,248)	445 (808)	2,467 (1,748)	18,018 (15,985)	23,769 (8,968)	51,496 (29,852)	35,520 (11,538)	12,774 (4,356)	464 (692)	NS	147,412 (76,195)
Angler Trips		0 (0)	626 (583)	112 (94)	851 (553)	3,132 (2,764)	4,213 (1,626)	8,070 (4,645)	6,810 (2,270)	2,478 (864)	90 (123)	NS	26,382 (17,095)
Angler Days		0 (0)	466 (434)	56 (47)	512 (334)	3,132 (2,764)	3,878 (1,526)	7,137 (4,122)	6,025 (2,090)	1,982 (715)	79 (120)	NS	23,267 (16,139)

Table B.110–Saginaw Bay all sites combined for 2000. “NS” means not sampled.

Species	Harvest per hr	Jan	Feb	Mar	Apr	May	Jun	Jul	Aug	Sep	Oct	Nov	Season
Brown Trout	0.0014 (0.0006)	21 (40)	34 (64)	967 (634)	260 (151)	61 (89)	73 (64)	338 (198)	58 (89)	1 (2)	17 (15)	NS	1,830 (699)
Channel Catfish	0.0049 (0.0019)	0 (0)	0 (0)	0 (0)	10 (20)	1,382 (829)	2,105 (1,835)	860 (587)	1,605 (1,015)	255 (221)	57 (96)	NS	6,274 (2,342)
Chinook Salmon	0.0052 (0.0016)	0 (0)	0 (0)	3 (6)	95 (72)	518 (291)	2,080 (860)	1,764 (1,335)	1,155 (843)	797 (606)	255 (394)	NS	6,667 (1,960)
Coho Salmon	0.0001 (0.0001)	0 (0)	0 (0)	0 (0)	0 (0)	38 (37)	86 (73)	0 (0)	0 (0)	0 (0)	7 (10)	NS	131 (83)
Freshwater Drum	0.0026 (0.0012)	0 (0)	0 (0)	0 (0)	0 (0)	1,583 (1,306)	695 (674)	333 (271)	624 (397)	108 (118)	0 (0)	NS	3,343 (1,551)
Lake Trout	0.0048 (0.0017)	0 (0)	0 (0)	0 (0)	1 (0)	889 (605)	3,281 (1,745)	433 (328)	1,111 (713)	419 (440)	0 (0)	NS	6,134 (2,055)
Lake Whitefish	0.0000 (0.0000)	0 (0)	0 (0)	0 (0)	0 (0)	0 (0)	0 (0)	25 (50)	0 (0)	0 (0)	0 (0)	NS	25 (50)
Largemouth Bass	0.0001 (0.0001)	0 (0)	0 (0)	30 (13)	0 (0)	91 (129)	0 (0)	39 (78)	30 (61)	0 (0)	1 (2)	NS	191 (162)
Muskellunge	0.0000 (0.0000)	0 (0)	0 (0)	0 (0)	0 (0)	0 (0)	0 (0)	0 (0)	0 (0)	0 (0)	0 (0)	NS	0 (0)
Northern Pike	0.0046 (0.0006)	1,075 (533)	3,799 (126)	39 (62)	0 (0)	136 (135)	115 (89)	175 (141)	321 (221)	80 (83)	47 (93)	NS	5,787 (644)
Other	0.0003 (0.0003)	28 (40)	0 (0)	9 (17)	53 (91)	62 (118)	217 (375)	15 (31)	0 (0)	0 (0)	0 (0)	NS	384 (407)
Pink Salmon	0.0000 (0.0000)	0 (0)	0 (0)	0 (0)	0 (0)	0 (0)	16 (22)	0 (0)	0 (0)	0 (0)	0 (0)	NS	16 (22)
Pumpkinseed	0.0005 (0.0005)	43 (86)	354 (545)	45 (65)	0 (0)	0 (0)	46 (92)	0 (0)	0 (0)	128 (259)	0 (0)	NS	615 (620)
Rainbow Trout	0.0013 (0.0004)	14 (29)	11 (22)	123 (126)	212 (154)	49 (56)	428 (405)	353 (207)	290 (216)	41 (68)	82 (46)	NS	1,604 (552)
Rock Bass	0.0006 (0.0004)	0 (0)	0 (0)	63 (54)	61 (122)	78 (113)	328 (406)	99 (141)	0 (0)	121 (189)	0 (0)	NS	750 (501)
Round whitefish	0.0000 (0.0000)	14 (29)	28 (41)	0 (0)	6 (12)	0 (0)	0 (0)	0 (0)	0 (0)	0 (0)	0 (0)	NS	49 (52)
Smallmouth bass	0.0002 (0.0002)	0 (0)	0 (0)	0 (0)	0 (0)	190 (243)	18 (35)	38 (64)	24 (47)	15 (30)	0 (0)	NS	285 (259)
Walleye	0.0802 (0.0151)	10,783 (4,510)	1,823 (781)	22,629 (10,210)	232 (160)	1,087 (733)	1,590 (782)	42,154 (11,413)	18,888 (6,482)	693 (716)	2,132 (2,229)	NS	102,011 (17,439)
White bass	0.0010 (0.0006)	0 (0)	0 (0)	0 (0)	0 (0)	935 (628)	0 (0)	202 (217)	168 (248)	0 (0)	0 (0)	NS	1,305 (710)
White perch	0.0005 (0.0006)	420 (734)	0 (0)	9 (15)	0 (0)	0 (0)	122 (261)	15 (31)	0 (0)	65 (91)	0 (0)	NS	631 (785)
Yellow perch	0.6922 (0.1011)	245,378 (68,472)	98,936 (26,752)	141,853 (50,225)	26,132 (11,448)	2,389 (2,123)	43,029 (20,942)	53,148 (19,270)	150,830 (40,365)	67,742 (20,741)	50,930 (27,301)	NS	880,367 (108,060)
Angler Hrs		271,704 (60,587)	135,588 (20,934)	127,358 (40,175)	34,501 (7,204)	49,107 (12,184)	122,349 (27,983)	243,210 (42,132)	199,149 (37,827)	53,782 (9,970)	35,056 (9,201)	NS	1,271,804 (100,481)
Angler Trips		64,875 (5,205)	32,478 (2,483)	26,546 (2,936)	8,954 (2,548)	12,951 (3,101)	27,643 (6,687)	46,047 (8,209)	39,621 (7,445)	12,970 (2,466)	9,153 (2,421)	NS	281,238 (13,171)
Angler Days		64,965 (4,938)	33,514 (2,181)	26,817 (2,619)	9,629 (2,142)	11,757 (2,870)	25,019 (6,072)	43,494 (7,923)	37,484 (7,154)	12,020 (2,351)	8,214 (2,188)	NS	272,913 (11,880)

Table B.111.--Tawas (Site 250) for 2000. "NS" means not sampled.

Species	Harvest per hr	Jan	Feb	Mar	Apr	May	Jun	Jul	Aug	Sep	Oct	Nov	Season
Brown Trout	0.0138 (0.0070)	21 (40)	34 (64)	620 (560)	215 (141)	19 (38)	73 (64)	262 (170)	42 (83)	1 (2)	13 (16)	NS	1,300 (492)
Channel Catfish	0.0008 (0.0073)	0 (0)	0 (0)	0 (0)	0 (0)	0 (0)	12 (24)	0 (0)	57 (71)	0 (0)	11 (21)	NS	79 (78)
Chinook Salmon	0.0136 (0.0084)	0 (0)	0 (0)	3 (6)	45 (44)	137 (105)	819 (434)	51 (57)	57 (78)	143 (153)	24 (27)	NS	1,279 (479)
Coho Salmon	0.0007 (0.0032)	0 (0)	0 (0)	0 (0)	0 (0)	2 (0)	58 (54)	0 (0)	0 (0)	0 (0)	7 (10)	NS	67 (55)
Freshwater Drum	0.0008 (0.0021)	0 (0)	0 (0)	0 (0)	0 (0)	0 (0)	58 (91)	14 (27)	0 (0)	0 (0)	0 (0)	NS	71 (75)
Lake Trout	0.0047 (0.0040)	0 (0)	0 (0)	0 (0)	1 (0)	81 (71)	260 (152)	22 (27)	52 (61)	32 (50)	0 (0)	NS	446 (188)
Lake Whitefish	0.0000 (0.0000)	0 (0)	0 (0)	0 (0)	0 (0)	0 (0)	0 (0)	0 (0)	0 (0)	0 (0)	0 (0)	NS	0 (0)
Largemouth Bass	0.0000 (0.0000)	0 (0)	0 (0)	0 (0)	0 (0)	0 (0)	0 (0)	0 (0)	0 (0)	0 (0)	0 (0)	NS	0 (0)
Muskellunge	0.0000 (0.0000)	0 (0)	0 (0)	0 (0)	0 (0)	0 (0)	0 (0)	0 (0)	0 (0)	0 (0)	0 (0)	NS	0 (0)
Northern Pike	0.0100 (0.0056)	420 (310)	145 (122)	39 (62)	0 (0)	52 (106)	75 (88)	54 (80)	142 (150)	10 (21)	0 (0)	NS	937 (374)
Other	0.0003 (0.0070)	28 (40)	0 (0)	0 (0)	0 (0)	0 (0)	0 (0)	0 (0)	0 (0)	0 (0)	0 (0)	NS	28 (40)
Pink Salmon	0.0002 (0.0013)	0 (0)	0 (0)	0 (0)	0 (0)	0 (0)	16 (22)	0 (0)	0 (0)	0 (0)	0 (0)	NS	16 (22)
Pumpkinseed	0.0005 (0.0056)	0 (0)	0 (0)	0 (0)	0 (0)	0 (0)	46 (92)	0 (0)	0 (0)	0 (0)	0 (0)	NS	46 (92)
Rainbow Trout	0.0097 (0.0047)	14 (29)	0 (0)	120 (170)	182 (163)	7 (15)	130 (101)	301 (181)	71 (83)	0 (0)	82 (46)	NS	908 (299)
Rock Bass	0.0038 (0.0204)	0 (0)	0 (0)	0 (0)	0 (0)	44 (91)	317 (566)	0 (0)	0 (0)	0 (0)	0 (0)	NS	362 (415)
Round whitefish	0.0004 (0.0038)	14 (29)	17 (35)	0 (0)	6 (12)	0 (0)	0 (0)	0 (0)	0 (0)	0 (0)	0 (0)	NS	38 (47)
Smallmouth bass	0.0000 (0.0000)	0 (0)	0 (0)	0 (0)	0 (0)	0 (0)	0 (0)	0 (0)	0 (0)	0 (0)	0 (0)	NS	0 (0)
Walleye	0.0049 (0.0048)	0 (0)	0 (0)	41 (82)	32 (49)	48 (75)	16 (22)	49 (76)	271 (239)	0 (0)	0 (0)	NS	456 (275)
White bass	0.0000 (0.0000)	0 (0)	0 (0)	0 (0)	0 (0)	0 (0)	0 (0)	0 (0)	0 (0)	0 (0)	0 (0)	NS	0 (0)
White perch	0.0000 (0.0000)	0 (0)	0 (0)	0 (0)	0 (0)	0 (0)	0 (0)	0 (0)	0 (0)	0 (0)	0 (0)	NS	0 (0)
Yellow perch	0.4989 (0.1557)	8,147 (3,912)	4,087 (3,573)	1,283 (1,533)	4,232 (6,676)	1,425 (1,773)	11,936 (8,510)	13,541 (5,998)	792 (121)	406 (0)	1,053 (2,590)	NS	46,901 (11,925)
Angler Hrs		11,760 (3,914)	8,982 (3,844)	5,867 (4,252)	10,117 (4,189)	6,224 (4,008)	18,463 (5,894)	18,858 (4,576)	8,333 (3,201)	3,209 (1,733)	2,195 (688)	NS	94,008 (36,299)
Angler Trips		2,592 (933)	2,040 (941)	1,172 (860)	2,138 (1,126)	2,071 (1,530)	4,166 (1,497)	4,771 (1,210)	2,824 (1,028)	1,012 (627)	627 (213)	NS	23,413 (22,304)
Angler Days		3,349 (1,157)	2,800 (1,258)	1,425 (1,015)	2,617 (1,326)	1,762 (1,333)	3,747 (1,384)	3,860 (1,006)	2,331 (865)	786 (497)	482 (153)	NS	23,159 (21,437)

Table B.112.--Au Gres (Site 255) for 2000. "NS" means not sampled.

Species	Harvest per hr	Jan	Feb	Mar	Apr	May	Jun	Jul	Aug	Sep	Oct	Nov	Season
Brown Trout	0.0017 (0.0213)	0 (0)	0 (0)	344 (655)	44 (53)	42 (80)	0 (0)	0 (0)	0 (0)	0 (0)	0 (0)	NS	430 (486)
Channel Catfish	0.0109 (0.0068)	0 (0)	0 (0)	0 (0)	0 (0)	327 (501)	609 (732)	516 (636)	1,120 (937)	194 (258)	46 (93)	NS	2,811 (1,126)
Chinook Salmon	0.0028 (0.0070)	0 (0)	0 (0)	0 (0)	36 (52)	70 (84)	0 (0)	1 (0)	38 (75)	396 (607)	172 (387)	NS	713 (694)
Coho Salmon	0.0000 (0.0000)	0 (0)	0 (0)	0 (0)	0 (0)	7 (0)	3 (0)	0 (0)	0 (0)	0 (0)	0 (0)	NS	10 (0)
Freshwater Drum	0.0033 (0.0028)	0 (0)	0 (0)	0 (0)	0 (0)	38 (62)	142 (155)	255 (260)	377 (457)	37 (74)	0 (0)	NS	848 (439)
Lake Trout	0.0000 (0.0000)	0 (0)	0 (0)	0 (0)	0 (0)	0 (0)	0 (0)	0 (0)	0 (0)	0 (0)	0 (0)	NS	0 (0)
Lake Whitefish	0.0000 (0.0000)	0 (0)	0 (0)	0 (0)	0 (0)	0 (0)	0 (0)	0 (0)	0 (0)	0 (0)	0 (0)	NS	0 (0)
Largemouth Bass	0.0000 (0.0000)	0 (0)	0 (0)	0 (0)	0 (0)	0 (0)	0 (0)	0 (0)	0 (0)	0 (0)	0 (0)	NS	0 (0)
Muskellunge	0.0000 (0.0000)	0 (0)	0 (0)	0 (0)	0 (0)	0 (0)	0 (0)	0 (0)	0 (0)	0 (0)	0 (0)	NS	0 (0)
Northern Pike	0.0150 (0.0029)	24 (47)	3,638 (0)	0 (0)	0 (0)	27 (52)	18 (35)	23 (46)	85 (120)	20 (40)	46 (93)	NS	3,881 (178)
Other	0.0000 (0.0000)	0 (0)	0 (0)	0 (0)	0 (0)	0 (0)	0 (0)	0 (0)	0 (0)	0 (0)	0 (0)	NS	0 (0)
Pink Salmon	0.0000 (0.0000)	0 (0)	0 (0)	0 (0)	0 (0)	0 (0)	0 (0)	0 (0)	0 (0)	0 (0)	0 (0)	NS	0 (0)
Pumpkinseed	0.0000 (0.0000)	0 (0)	0 (0)	0 (0)	0 (0)	0 (0)	0 (0)	0 (0)	0 (0)	0 (0)	0 (0)	NS	0 (0)
Rainbow Trout	0.0008 (0.0100)	0 (0)	0 (0)	3 (6)	29 (56)	0 (0)	161 (333)	1 (0)	1 (0)	2 (0)	0 (0)	NS	197 (338)
Rock Bass	0.0008 (0.0041)	0 (0)	0 (0)	0 (0)	0 (0)	0 (0)	0 (0)	92 (140)	0 (0)	121 (189)	0 (0)	NS	213 (235)
Round whitefish	0.0000 (0.0000)	0 (0)	0 (0)	0 (0)	0 (0)	0 (0)	0 (0)	0 (0)	0 (0)	0 (0)	0 (0)	NS	0 (0)
Smallmouth bass	0.0001 (0.0015)	0 (0)	0 (0)	0 (0)	0 (0)	0 (0)	18 (35)	0 (0)	0 (0)	0 (0)	0 (0)	NS	18 (35)
Walleye	0.0536 (0.0294)	43 (61)	0 (0)	59 (75)	168 (185)	127 (167)	700 (512)	11,514 (6,001)	1,093 (693)	72 (90)	62 (70)	NS	13,838 (6,068)
White bass	0.0003 (0.0027)	0 (0)	0 (0)	0 (0)	0 (0)	0 (0)	0 (0)	81 (159)	0 (0)	0 (0)	0 (0)	NS	81 (159)
White perch	0.0018 (0.0408)	420 (734)	0 (0)	9 (15)	0 (0)	0 (0)	0 (0)	0 (0)	0 (0)	35 (68)	0 (0)	NS	463 (737)
Yellow perch	1.1639 (0.3325)	43,974 (24,358)	10,065 (6,146)	28,222 (33,224)	6,063 (6,491)	350 (417)	11,959 (13,074)	28,782 (16,292)	100,212 (36,360)	43,395 (17,444)	27,596 (18,561)	NS	300,619 (61,568)
Angler Hrs		16,491 (7,432)	28,282 (4,011)	9,184 (6,859)	9,448 (5,236)	8,530 (7,265)	25,442 (13,311)	60,828 (23,570)	62,325 (20,202)	21,413 (7,820)	16,348 (8,922)	NS	258,290 (104,628)
Angler Trips		4,597 (2,151)	9,582 (983)	2,623 (2,147)	2,031 (1,228)	2,008 (1,759)	5,655 (3,348)	11,133 (4,128)	13,412 (4,257)	5,970 (2,840)	4,658 (3,004)	NS	61,669 (42,874)
Angler Days		4,123 (1,942)	9,309 (851)	2,374 (1,917)	1,695 (1,050)	1,712 (1,482)	5,210 (3,174)	10,266 (3,962)	12,962 (4,133)	5,593 (2,708)	4,023 (2,625)	NS	57,267 (41,623)

Table B.113.--Saganing Creek to mouth of Saginaw River (Site 260) for 2000. "NS" means not sampled.

Species	Harvest per hr	Jan	Feb	Mar	Apr	May	Jun	Jul	Aug	Sep	Oct	Nov	Season
Brown Trout	0.0000 (0.0000)	0 (0)	0 (0)	0 (0)	0 (0)	0 (0)	0 (0)	0 (0)	0 (0)	0 (0)	0 (0)	NS	0 (0)
Channel Catfish	0.0000 (0.0000)	0 (0)	0 (0)	0 (0)	0 (0)	0 (0)	0 (0)	0 (0)	0 (0)	0 (0)	0 (0)	NS	0 (0)
Chinook Salmon	0.0000 (0.0000)	0 (0)	0 (0)	0 (0)	0 (0)	0 (0)	0 (0)	0 (0)	0 (0)	0 (0)	0 (0)	NS	0 (0)
Coho Salmon	0.0000 (0.0000)	0 (0)	0 (0)	0 (0)	0 (0)	0 (0)	0 (0)	0 (0)	0 (0)	0 (0)	0 (0)	NS	0 (0)
Freshwater Drum	0.0000 (0.0000)	0 (0)	0 (0)	0 (0)	0 (0)	0 (0)	0 (0)	0 (0)	0 (0)	0 (0)	0 (0)	NS	0 (0)
Lake Trout	0.0000 (0.0000)	0 (0)	0 (0)	0 (0)	0 (0)	0 (0)	0 (0)	0 (0)	0 (0)	0 (0)	0 (0)	NS	0 (0)
Lake Whitefish	0.0000 (0.0000)	0 (0)	0 (0)	0 (0)	0 (0)	0 (0)	0 (0)	0 (0)	0 (0)	0 (0)	0 (0)	NS	0 (0)
Largemouth Bass	0.0004 (0.0034)	0 (0)	0 (0)	0 (0)	0 (0)	56 (112)	0 (0)	0 (0)	30 (61)	0 (0)	0 (0)	NS	86 (172)
Muskellunge	0.0000 (0.0000)	0 (0)	0 (0)	0 (0)	0 (0)	0 (0)	0 (0)	0 (0)	0 (0)	0 (0)	0 (0)	NS	0 (0)
Northern Pike	0.0000 (0.0000)	0 (0)	0 (0)	0 (0)	0 (0)	0 (0)	0 (0)	0 (0)	0 (0)	0 (0)	0 (0)	NS	0 (0)
Other	0.0000 (0.0000)	0 (0)	0 (0)	0 (0)	0 (0)	0 (0)	0 (0)	0 (0)	0 (0)	0 (0)	0 (0)	NS	0 (0)
Pink Salmon	0.0000 (0.0000)	0 (0)	0 (0)	0 (0)	0 (0)	0 (0)	0 (0)	0 (0)	0 (0)	0 (0)	0 (0)	NS	0 (0)
Pumpkinseed	0.0002 (0.0084)	0 (0)	0 (0)	45 (65)	0 (0)	0 (0)	0 (0)	0 (0)	0 (0)	0 (0)	0 (0)	NS	45 (65)
Rainbow Trout	0.0001 (0.0013)	0 (0)	11 (22)	0 (0)	0 (0)	0 (0)	0 (0)	0 (0)	0 (0)	0 (0)	0 (0)	NS	11 (22)
Rock Bass	0.0003 (0.0076)	0 (0)	0 (0)	63 (54)	0 (0)	0 (0)	0 (0)	0 (0)	0 (0)	0 (0)	0 (0)	NS	63 (54)
Round whitefish	0.0001 (0.0013)	0 (0)	11 (22)	0 (0)	0 (0)	0 (0)	0 (0)	0 (0)	0 (0)	0 (0)	0 (0)	NS	11 (22)
Smallmouth bass	0.0000 (0.0000)	0 (0)	0 (0)	0 (0)	0 (0)	0 (0)	0 (0)	0 (0)	0 (0)	0 (0)	0 (0)	NS	0 (0)
Walleye	0.0837 (0.0298)	248 (358)	504 (380)	179 (217)	22 (46)	0 (0)	252 (339)	8,847 (3,741)	5,053 (2,278)	479 (698)	2,018 (2,228)	NS	17,602 (5,007)
White bass	0.0000 (0.0000)	0 (0)	0 (0)	0 (0)	0 (0)	0 (0)	0 (0)	0 (0)	0 (0)	0 (0)	0 (0)	NS	0 (0)
White perch	0.0000 (0.0000)	0 (0)	0 (0)	0 (0)	0 (0)	0 (0)	0 (0)	0 (0)	0 (0)	0 (0)	0 (0)	NS	0 (0)
Yellow perch	1.0161 (0.3022)	56,460 (20,678)	9,273 (7,821)	77,348 (51,920)	11,614 (11,550)	0 (0)	15,989 (14,798)	4,204 (7,418)	18,106 (9,979)	4,038 (4,381)	16,714 (19,645)	NS	213,745 (51,877)
Angler Hrs		21,809 (6,907)	16,890 (3,546)	16,001 (9,994)	9,692 (5,459)	9,630 (6,466)	26,134 (18,729)	54,397 (14,086)	37,689 (12,138)	9,973 (4,539)	8,145 (4,165)	NS	210,359 (86,028)
Angler Trips		5,535 (1,769)	4,173 (985)	3,668 (2,175)	3,022 (1,942)	2,180 (1,540)	4,910 (3,331)	7,911 (2,261)	5,975 (1,986)	1,838 (885)	1,784 (1,012)	NS	40,996 (36,921)
Angler Days		4,941 (1,596)	3,507 (885)	3,437 (2,108)	3,022 (1,942)	2,180 (1,540)	4,910 (3,331)	7,911 (2,261)	5,975 (1,986)	1,838 (885)	1,784 (1,012)	NS	39,505 (36,921)

Table B.114.—Saginaw River — mouth to confluence with Tittabawassee River (Site 355) for 2000. “NS” means not sampled.

Species	Harvest per hr	Jan	Feb	Mar	Apr	May	Jun	Jul	Aug	Sep	Oct	Nov	Dec	Season
Black crappie	0.0011 (0.0013)	0 (0)	0 (0)	0 (0)	NS	322 (361)	NS	NS	NS	NS	NS	NS	NS	322 (361)
Bluegill	0.0001 (0.0002)	0 (0)	0 (0)	0 (0)	NS	25 (51)	NS	NS	NS	NS	NS	NS	NS	25 (51)
Channel Catfish	0.0019 (0.0015)	0 (0)	0 (0)	0 (0)	NS	557 (397)	NS	NS	NS	NS	NS	NS	NS	557 (397)
Common white sucker	0.0000 (0.0000)	0 (0)	0 (0)	0 (0)	NS	0 (0)	NS	NS	NS	NS	NS	NS	NS	0 (0)
Freshwater Drum	0.0052 (0.0047)	0 (0)	0 (0)	0 (0)	NS	1,477 (1,303)	NS	NS	NS	NS	NS	NS	NS	1,477 (1,303)
Lake Trout	0.0000 (0.0000)	0 (0)	0 (0)	0 (0)	NS	0 (0)	NS	NS	NS	NS	NS	NS	NS	0 (0)
Lake Whitefish	0.0000 (0.0000)	0 (0)	0 (0)	0 (0)	NS	0 (0)	NS	NS	NS	NS	NS	NS	NS	0 (0)
Largemouth Bass	0.0000 (0.0000)	0 (0)	0 (0)	0 (0)	NS	0 (0)	NS	NS	NS	NS	NS	NS	NS	0 (0)
Northern Pike	0.0000 (0.0000)	0 (0)	0 (0)	0 (0)	NS	0 (0)	NS	NS	NS	NS	NS	NS	NS	0 (0)
Other	0.0002 (0.0004)	0 (0)	0 (0)	0 (0)	NS	61 (118)	NS	NS	NS	NS	NS	NS	NS	61 (118)
Pumpkinseed	0.0000 (0.0000)	0 (0)	0 (0)	0 (0)	NS	0 (0)	NS	NS	NS	NS	NS	NS	NS	0 (0)
Rainbow Trout	0.0000 (0.0000)	0 (0)	0 (0)	0 (0)	NS	0 (0)	NS	NS	NS	NS	NS	NS	NS	0 (0)
Rock Bass	0.0001 (0.0002)	0 (0)	0 (0)	0 (0)	NS	34 (67)	NS	NS	NS	NS	NS	NS	NS	34 (67)
Smallmouth bass	0.0000 (0.0000)	0 (0)	0 (0)	0 (0)	NS	0 (0)	NS	NS	NS	NS	NS	NS	NS	0 (0)
Walleye	0.0983 (0.0449)	10,454 (4,494)	1,206 (672)	16,452 (9,781)	NS	0 (0)	NS	NS	NS	NS	NS	NS	NS	28,112 (10,785)
White bass	0.0020 (0.0019)	0 (0)	0 (0)	0 (0)	NS	565 (527)	NS	NS	NS	NS	NS	NS	NS	565 (527)
White perch	0.0000 (0.0000)	0 (0)	0 (0)	0 (0)	NS	0 (0)	NS	NS	NS	NS	NS	NS	NS	0 (0)
Yellow perch	0.4268 (0.2109)	75,843 (48,789)	42,815 (18,045)	2,871 (3,727)	NS	519 (1,475)	NS	NS	NS	NS	NS	NS	NS	122,048 (52,173)
Angler Hrs		168,069 (56,964)	48,274 (18,365)	62,531 (37,706)	NS	7,060 (3,021)	NS	NS	NS	NS	NS	NS	NS	285,933 (70,803)
Angler Trips		39,505 (13,469)	10,425 (3,797)	11,448 (6,943)	NS	2,474 (1,076)	NS	NS	NS	NS	NS	NS	NS	63,852 (15,658)
Angler Days		39,505 (13,469)	10,425 (3,797)	11,448 (6,943)	NS	2,247 (992)	NS	NS	NS	NS	NS	NS	NS	63,625 (15,653)

Table B.115.—Tittabawassee River — Dow Dam to confluence with the Saginaw River (Site 401) for 2000. “NS” means not sampled.

Species	Harvest per hr	Jan	Feb	Mar	Apr	May	Jun	Jul	Aug	Sep	Oct	Nov	Dec	Season
Black crappie	0.0000 (0.0000)	NS	NS	0 (0)	NS	0 (0)	NS	NS	NS	NS	NS	NS	NS	0 (0)
Bluegill	0.0000 (0.0000)	NS	NS	0 (0)	NS	0 (0)	NS	NS	NS	NS	NS	NS	NS	0 (0)
Channel Catfish	0.0103 (0.0155)	NS	NS	0 (0)	NS	226 (328)	NS	NS	NS	NS	NS	NS	NS	226 (328)
Common white sucker	0.0000 (0.0000)	NS	NS	0 (0)	NS	0 (0)	NS	NS	NS	NS	NS	NS	NS	0 (0)
Freshwater Drum	0.0031 (0.0037)	NS	NS	0 (0)	NS	68 (78)	NS	NS	NS	NS	NS	NS	NS	68 (78)
Northern Pike	0.0000 (0.0000)	NS	NS	0 (0)	NS	0 (0)	NS	NS	NS	NS	NS	NS	NS	0 (0)
Other	0.0000 (0.0000)	NS	NS	0 (0)	NS	0 (0)	NS	NS	NS	NS	NS	NS	NS	0 (0)
Pumpkinseed	0.0000 (0.0000)	NS	NS	0 (0)	NS	0 (0)	NS	NS	NS	NS	NS	NS	NS	0 (0)
Rainbow Trout	0.0000 (0.0000)	NS	NS	0 (0)	NS	0 (0)	NS	NS	NS	NS	NS	NS	NS	0 (0)
Rock Bass	0.0000 (0.0000)	NS	NS	0 (0)	NS	0 (0)	NS	NS	NS	NS	NS	NS	NS	0 (0)
Smallmouth bass	0.0069 (0.0110)	NS	NS	0 (0)	NS	151 (234)	NS	NS	NS	NS	NS	NS	NS	151 (234)
Walleye	0.3079 (0.1807)	NS	NS	5,893 (2,919)	NS	874 (707)	NS	NS	NS	NS	NS	NS	NS	6,767 (3,003)
White bass	0.0168 (0.0168)	NS	NS	0 (0)	NS	370 (342)	NS	NS	NS	NS	NS	NS	NS	370 (342)
White perch	0.0000 (0.0000)	NS	NS	0 (0)	NS	0 (0)	NS	NS	NS	NS	NS	NS	NS	0 (0)
Yellow perch	0.0000 (0.0000)	NS	NS	0 (0)	NS	0 (0)	NS	NS	NS	NS	NS	NS	NS	0 (0)
Angler Hrs		NS	NS	16,424 (7,541)	NS	5,551 (3,795)	NS	NS	NS	NS	NS	NS	NS	21,975 (8,442)
Angler Trips		NS	NS	3,466 (1,500)	NS	1,635 (1,005)	NS	NS	NS	NS	NS	NS	NS	5,101 (1,805)
Angler Days		NS	NS	3,466 (1,500)	NS	1,523 (945)	NS	NS	NS	NS	NS	NS	NS	4,989 (1,773)

Table B.116.--Essexville to mouth of Saginaw River (Site 356) for 2000. "NS" means not sampled.

Species	Harvest per hr	Jan	Feb	Mar	Apr	May	Jun	Jul	Aug	Sep	Oct	Nov	Season
Brown Trout	0.0000 (0.0000)	0 (0)	0 (0)	0 (0)	0 (0)	0 (0)	0 (0)	0 (0)	0 (0)	0 (0)	0 (0)	NS	0 (0)
Channel Catfish	0.0000 (0.0000)	0 (0)	0 (0)	0 (0)	0 (0)	0 (0)	0 (0)	0 (0)	0 (0)	0 (0)	0 (0)	NS	0 (0)
Chinook Salmon	0.0000 (0.0000)	0 (0)	0 (0)	0 (0)	0 (0)	0 (0)	0 (0)	0 (0)	0 (0)	0 (0)	0 (0)	NS	0 (0)
Coho Salmon	0.0000 (0.0000)	0 (0)	0 (0)	0 (0)	0 (0)	0 (0)	0 (0)	0 (0)	0 (0)	0 (0)	0 (0)	NS	0 (0)
Freshwater Drum	0.0000 (0.0000)	0 (0)	0 (0)	0 (0)	0 (0)	0 (0)	0 (0)	0 (0)	0 (0)	0 (0)	0 (0)	NS	0 (0)
Lake Trout	0.0000 (0.0000)	0 (0)	0 (0)	0 (0)	0 (0)	0 (0)	0 (0)	0 (0)	0 (0)	0 (0)	0 (0)	NS	0 (0)
Lake Whitefish	0.0000 (0.0000)	0 (0)	0 (0)	0 (0)	0 (0)	0 (0)	0 (0)	0 (0)	0 (0)	0 (0)	0 (0)	NS	0 (0)
Largemouth Bass	0.0001 (0.0070)	0 (0)	0 (0)	0 (0)	0 (0)	3 (6)	0 (0)	0 (0)	0 (0)	0 (0)	0 (0)	NS	3 (6)
Muskellunge	0.0000 (0.0000)	0 (0)	0 (0)	0 (0)	0 (0)	0 (0)	0 (0)	0 (0)	0 (0)	0 (0)	0 (0)	NS	0 (0)
Northern Pike	0.0000 (0.0000)	0 (0)	0 (0)	0 (0)	0 (0)	0 (0)	0 (0)	0 (0)	0 (0)	0 (0)	0 (0)	NS	0 (0)
Other	0.0000 (0.0000)	0 (0)	0 (0)	0 (0)	0 (0)	0 (0)	0 (0)	0 (0)	0 (0)	0 (0)	0 (0)	NS	0 (0)
Pink Salmon	0.0000 (0.0000)	0 (0)	0 (0)	0 (0)	0 (0)	0 (0)	0 (0)	0 (0)	0 (0)	0 (0)	0 (0)	NS	0 (0)
Pumpkinseed	0.0000 (0.0000)	0 (0)	0 (0)	0 (0)	0 (0)	0 (0)	0 (0)	0 (0)	0 (0)	0 (0)	0 (0)	NS	0 (0)
Rainbow Trout	0.0000 (0.0020)	0 (0)	0 (0)	0 (0)	1 (1)	0 (0)	0 (0)	0 (0)	0 (0)	0 (0)	0 (0)	NS	1 (1)
Rock Bass	0.0000 (0.0000)	0 (0)	0 (0)	0 (0)	0 (0)	0 (0)	0 (0)	0 (0)	0 (0)	0 (0)	0 (0)	NS	0 (0)
Round whitefish	0.0000 (0.0000)	0 (0)	0 (0)	0 (0)	0 (0)	0 (0)	0 (0)	0 (0)	0 (0)	0 (0)	0 (0)	NS	0 (0)
Smallmouth bass	0.0016 (0.0752)	0 (0)	0 (0)	0 (0)	0 (0)	39 (65)	0 (0)	0 (0)	0 (0)	0 (0)	0 (0)	NS	39 (65)
Walleye	0.1203 (0.0842)	0 (0)	0 (0)	5 (11)	10 (19)	38 (60)	198 (222)	2,347 (1,383)	273 (359)	8 (12)	43 (51)	NS	2,922 (1,448)
White bass	0.0000 (0.0000)	0 (0)	0 (0)	0 (0)	0 (0)	0 (0)	0 (0)	0 (0)	0 (0)	0 (0)	0 (0)	NS	0 (0)
White perch	0.0000 (0.0000)	0 (0)	0 (0)	0 (0)	0 (0)	0 (0)	0 (0)	0 (0)	0 (0)	0 (0)	0 (0)	NS	0 (0)
Yellow perch	0.5770 (0.3738)	0 (0)	0 (0)	1,642 (3,284)	1,461 (1,911)	19 (38)	270 (322)	2,453 (2,455)	3,082 (3,606)	1,775 (1,471)	3,312 (2,437)	NS	14,013 (6,419)
Angler Hrs		2,808 (4,620)	144 (288)	456 (913)	786 (918)	1,257 (1,112)	1,243 (835)	10,433 (5,331)	3,302 (2,736)	1,460 (826)	2,396 (1,176)	NS	24,287 (18,755)
Angler Trips		1,119 (1,797)	39 (80)	162 (341)	149 (189)	255 (223)	473 (480)	1,825 (937)	671 (602)	284 (171)	610 (276)	NS	5,587 (9,428)
Angler Days		987 (1,735)	29 (61)	100 (214)	148 (188)	255 (223)	473 (480)	1,825 (937)	671 (602)	284 (171)	610 (276)	NS	5,382 (9,428)

Table B.117.—Quanicassee to Sebewaing (Site 278) for 2000. “NS” means not sampled.

Species	Harvest per hr	Jan	Feb	Mar	Apr	May	Jun	Jul	Aug	Sep	Oct	Nov	Season
Brown Trout	0.0000 (0.0000)	0 (0)	0 (0)	0 (0)	0 (0)	0 (0)	0 (0)	0 (0)	0 (0)	0 (0)	0 (0)	NS	0 (0)
Channel Catfish	0.0094 (0.0108)	0 (0)	0 (0)	0 (0)	10 (20)	272 (542)	495 (605)	133 (164)	428 (720)	61 (123)	0 (0)	NS	1,399 (1,088)
Chinook Salmon	0.0000 (0.0000)	0 (0)	0 (0)	0 (0)	0 (0)	0 (0)	0 (0)	0 (0)	0 (0)	0 (0)	0 (0)	NS	0 (0)
Coho Salmon	0.0000 (0.0000)	0 (0)	0 (0)	0 (0)	0 (0)	0 (0)	0 (0)	0 (0)	0 (0)	0 (0)	0 (0)	NS	0 (0)
Freshwater Drum	0.0021 (0.0044)	0 (0)	0 (0)	0 (0)	0 (0)	0 (0)	61 (130)	0 (0)	174 (188)	71 (105)	0 (0)	NS	306 (251)
Lake Trout	0.0000 (0.0000)	0 (0)	0 (0)	0 (0)	0 (0)	0 (0)	0 (0)	0 (0)	0 (0)	0 (0)	0 (0)	NS	0 (0)
Lake Whitefish	0.0000 (0.0000)	0 (0)	0 (0)	0 (0)	0 (0)	0 (0)	0 (0)	0 (0)	0 (0)	0 (0)	0 (0)	NS	0 (0)
Largemouth Bass	0.0003 (0.0020)	0 (0)	0 (0)	0 (0)	0 (0)	0 (0)	0 (0)	39 (78)	0 (0)	0 (0)	1 (2)	NS	40 (78)
Muskellunge	0.0000 (0.0000)	0 (0)	0 (0)	0 (0)	0 (0)	0 (0)	0 (0)	0 (0)	0 (0)	0 (0)	0 (0)	NS	0 (0)
Northern Pike	0.0013 (0.0016)	0 (0)	16 (31)	0 (0)	0 (0)	0 (0)	0 (0)	67 (97)	94 (108)	15 (30)	1 (1)	NS	193 (151)
Other	0.0015 (0.0513)	0 (0)	0 (0)	0 (0)	10 (20)	0 (0)	205 (375)	0 (0)	0 (0)	0 (0)	0 (0)	NS	215 (375)
Pink Salmon	0.0000 (0.0000)	0 (0)	0 (0)	0 (0)	0 (0)	0 (0)	0 (0)	0 (0)	0 (0)	0 (0)	0 (0)	NS	0 (0)
Pumpkinseed	0.0000 (0.0000)	0 (0)	0 (0)	0 (0)	0 (0)	0 (0)	0 (0)	0 (0)	0 (0)	0 (0)	0 (0)	NS	0 (0)
Rainbow Trout	0.0000 (0.0000)	0 (0)	0 (0)	0 (0)	0 (0)	0 (0)	0 (0)	0 (0)	0 (0)	0 (0)	0 (0)	NS	0 (0)
Rock Bass	0.0004 (0.0661)	0 (0)	0 (0)	0 (0)	61 (122)	0 (0)	0 (0)	0 (0)	0 (0)	0 (0)	0 (0)	NS	61 (122)
Round whitefish	0.0000 (0.0000)	0 (0)	0 (0)	0 (0)	0 (0)	0 (0)	0 (0)	0 (0)	0 (0)	0 (0)	0 (0)	NS	0 (0)
Smallmouth bass	0.0003 (0.0010)	0 (0)	0 (0)	0 (0)	0 (0)	0 (0)	0 (0)	0 (0)	24 (47)	15 (30)	0 (0)	NS	39 (77)
Walleye	0.1635 (0.1149)	0 (0)	113 (114)	0 (0)	0 (0)	0 (0)	62 (120)	12,521 (8,411)	11,379 (5,978)	112 (125)	9 (19)	NS	24,196 (10,321)
White bass	0.0017 (0.0032)	0 (0)	0 (0)	0 (0)	0 (0)	0 (0)	0 (0)	83 (134)	168 (248)	0 (0)	0 (0)	NS	251 (282)
White perch	0.0010 (0.0216)	0 (0)	0 (0)	0 (0)	0 (0)	0 (0)	122 (261)	0 (0)	0 (0)	30 (61)	0 (0)	NS	153 (268)
Yellow perch	0.4068 (0.3094)	19,798 (33,615)	7,953 (14,475)	9,523 (6,790)	560 (840)	0 (0)	62 (110)	706 (959)	11,158 (8,207)	8,597 (6,565)	1,859 (1,458)	NS	60,217 (38,419)
Angler Hrs		19,395 (15,019)	10,025 (5,054)	5,538 (3,051)	2,625 (2,845)	2,313 (2,964)	5,662 (4,151)	41,741 (26,629)	50,959 (25,604)	7,193 (4,202)	2,570 (1,262)	NS	148,022 (90,782)
Angler Trips		5,832 (3,553)	2,265 (1,420)	1,788 (1,095)	1,181 (1,331)	626 (833)	1,259 (969)	8,234 (5,311)	9,622 (4,832)	1,629 (913)	681 (358)	NS	33,117 (39,186)
Angler Days		6,011 (3,567)	3,027 (1,679)	2,425 (1,412)	1,635 (1,843)	610 (802)	1,215 (954)	8,109 (5,228)	9,514 (4,780)	1,594 (887)	662 (341)	NS	34,802 (38,962)

Table B.118.—Sebewaing to Sand Point (Site 288) for 2000. “NS” means not sampled.

Species	Harvest per hr	Jan	Feb	Mar	Apr	May	Jun	Jul	Aug	Sep	Oct	Nov	Season
Brown Trout	0.0000 (0.0000)	0 (0)	0 (0)	0 (0)	0 (0)	0 (0)	0 (0)	0 (0)	0 (0)	0 (0)	0 (0)	NS	0 (0)
Channel Catfish	0.0102 (0.0526)	0 (0)	0 (0)	0 (0)	0 (0)	0 (0)	989 (1,640)	78 (72)	0 (0)	0 (0)	0 (0)	NS	1,066 (1,641)
Chinook Salmon	0.0000 (0.0000)	0 (0)	0 (0)	0 (0)	0 (0)	0 (0)	0 (0)	0 (0)	0 (0)	0 (0)	0 (0)	NS	0 (0)
Coho Salmon	0.0000 (0.0000)	0 (0)	0 (0)	0 (0)	0 (0)	0 (0)	0 (0)	0 (0)	0 (0)	0 (0)	0 (0)	NS	0 (0)
Freshwater Drum	0.0054 (0.0156)	0 (0)	0 (0)	0 (0)	0 (0)	0 (0)	434 (647)	64 (72)	73 (130)	0 (0)	0 (0)	NS	571 (664)
Lake Trout	0.0000 (0.0000)	0 (0)	0 (0)	0 (0)	0 (0)	0 (0)	0 (0)	0 (0)	0 (0)	0 (0)	0 (0)	NS	0 (0)
Lake Whitefish	0.0000 (0.0000)	0 (0)	0 (0)	0 (0)	0 (0)	0 (0)	0 (0)	0 (0)	0 (0)	0 (0)	0 (0)	NS	0 (0)
Largemouth Bass	0.0006 (0.3087)	0 (0)	0 (0)	30 (0)	0 (0)	32 (63)	0 (0)	0 (0)	0 (0)	0 (0)	0 (0)	NS	61 (63)
Muskellunge	0.0000 (0.0000)	0 (0)	0 (0)	0 (0)	0 (0)	0 (0)	0 (0)	0 (0)	0 (0)	0 (0)	0 (0)	NS	0 (0)
Northern Pike	0.0062 (0.0074)	512 (439)	0 (0)	0 (0)	0 (0)	57 (92)	22 (43)	31 (44)	0 (0)	32 (63)	0 (0)	NS	654 (421)
Other	0.0001 (0.0015)	0 (0)	0 (0)	0 (0)	0 (0)	0 (0)	0 (0)	15 (31)	0 (0)	0 (0)	0 (0)	NS	15 (31)
Pink Salmon	0.0000 (0.0000)	0 (0)	0 (0)	0 (0)	0 (0)	0 (0)	0 (0)	0 (0)	0 (0)	0 (0)	0 (0)	NS	0 (0)
Pumpkinseed	0.0050 (0.0245)	43 (86)	354 (545)	0 (0)	0 (0)	0 (0)	0 (0)	0 (0)	0 (0)	128 (259)	0 (0)	NS	525 (610)
Rainbow Trout	0.0000 (0.0000)	0 (0)	0 (0)	0 (0)	0 (0)	0 (0)	0 (0)	0 (0)	0 (0)	0 (0)	0 (0)	NS	0 (0)
Rock Bass	0.0002 (0.0008)	0 (0)	0 (0)	0 (0)	0 (0)	0 (0)	11 (22)	7 (13)	0 (0)	0 (0)	0 (0)	NS	18 (26)
Round whitefish	0.0000 (0.0000)	0 (0)	0 (0)	0 (0)	0 (0)	0 (0)	0 (0)	0 (0)	0 (0)	0 (0)	0 (0)	NS	0 (0)
Smallmouth bass	0.0004 (0.0032)	0 (0)	0 (0)	0 (0)	0 (0)	0 (0)	0 (0)	38 (64)	0 (0)	0 (0)	0 (0)	NS	38 (64)
Walleye	0.0672 (0.0756)	0 (0)	0 (0)	0 (0)	0 (0)	0 (0)	337 (410)	6,030 (2,627)	688 (634)	0 (0)	0 (0)	NS	7,056 (2,733)
White bass	0.0004 (0.0031)	0 (0)	0 (0)	0 (0)	0 (0)	0 (0)	0 (0)	38 (62)	0 (0)	0 (0)	0 (0)	NS	38 (62)
White perch	0.0001 (0.0015)	0 (0)	0 (0)	0 (0)	0 (0)	0 (0)	0 (0)	15 (31)	0 (0)	0 (0)	0 (0)	NS	15 (31)
Yellow perch	0.9190 (0.2997)	23,666 (14,196)	24,743 (13,685)	17,116 (24,345)	1,830 (2,429)	60 (119)	941 (903)	1,522 (1,561)	17,199 (11,603)	9,149 (7,828)	206 (392)	NS	96,431 (27,150)
Angler Hrs		21,827 (10,975)	22,991 (9,829)	8,685 (8,158)	914 (1,148)	2,299 (2,348)	11,310 (5,238)	20,460 (8,015)	11,932 (6,403)	4,307 (2,773)	208 (389)	NS	104,934 (55,275)
Angler Trips		3,719 (1,851)	3,955 (1,788)	1,577 (1,647)	234 (307)	520 (574)	2,824 (1,434)	3,972 (1,592)	2,563 (1,368)	941 (626)	42 (82)	NS	20,347 (35,786)
Angler Days		4,393 (2,183)	4,417 (1,915)	1,716 (1,812)	329 (427)	411 (472)	2,782 (1,432)	3,936 (1,578)	2,366 (1,276)	875 (606)	33 (67)	NS	21,258 (35,541)

Table B.119.--Sand Point to Port Austin (site 236) for 2000. "NS" means not sampled.

Species	Harvest per hr	Jan	Feb	Mar	Apr	May	Jun	Jul	Aug	Sep	Oct	Nov	Season
Brown Trout	0.0008 (0.0017)	0 (0)	0 (0)	3 (6)	1 (2)	0 (0)	0 (0)	76 (101)	16 (31)	0 (0)	4 (8)	NS	100 (106)
Channel Catfish	0.0011 (0.0073)	0 (0)	0 (0)	0 (0)	0 (0)	0 (0)	0 (0)	133 (259)	0 (0)	0 (0)	0 (0)	NS	133 (259)
Chinook Salmon	0.0377 (0.0190)	0 (0)	0 (0)	0 (0)	14 (24)	311 (258)	1,261 (743)	1,712 (1,333)	1,060 (836)	258 (197)	59 (94)	NS	4,675 (1,770)
Coho Salmon	0.0004 (0.0016)	0 (0)	0 (0)	0 (0)	0 (0)	29 (37)	25 (49)	0 (0)	0 (0)	0 (0)	0 (0)	NS	54 (62)
Freshwater Drum	0.0000 (0.0000)	0 (0)	0 (0)	0 (0)	0 (0)	0 (0)	0 (0)	0 (0)	0 (0)	0 (0)	0 (0)	NS	0 (0)
Lake Trout	0.0459 (0.0232)	0 (0)	0 (0)	0 (0)	0 (0)	808 (601)	3,021 (1,738)	411 (327)	1,059 (710)	387 (437)	0 (0)	NS	5,686 (2,046)
Lake Whitefish	0.0002 (0.0014)	0 (0)	0 (0)	0 (0)	0 (0)	0 (0)	0 (0)	25 (50)	0 (0)	0 (0)	0 (0)	NS	25 (50)
Largemouth Bass	0.0000 (0.0000)	0 (0)	0 (0)	0 (0)	0 (0)	0 (0)	0 (0)	0 (0)	0 (0)	0 (0)	0 (0)	NS	0 (0)
Muskellunge	0.0000 (0.0000)	0 (0)	0 (0)	0 (0)	0 (0)	0 (0)	0 (0)	0 (0)	0 (0)	0 (0)	0 (0)	NS	0 (0)
Northern Pike	0.0010 (0.0629)	119 (208)	0 (0)	0 (0)	0 (0)	0 (0)	0 (0)	0 (0)	0 (0)	3 (6)	0 (0)	NS	122 (208)
Other	0.0005 (0.0370)	0 (0)	0 (0)	9 (17)	43 (88)	1 (2)	12 (18)	0 (0)	0 (0)	0 (0)	0 (0)	NS	66 (92)
Pink Salmon	0.0000 (0.0000)	0 (0)	0 (0)	0 (0)	0 (0)	0 (0)	0 (0)	0 (0)	0 (0)	0 (0)	0 (0)	NS	0 (0)
Pumpkinseed	0.0000 (0.0000)	0 (0)	0 (0)	0 (0)	0 (0)	0 (0)	0 (0)	0 (0)	0 (0)	0 (0)	0 (0)	NS	0 (0)
Rainbow Trout	0.0039 (0.0032)	0 (0)	0 (0)	0 (0)	0 (0)	42 (54)	137 (208)	51 (101)	218 (199)	39 (68)	0 (0)	NS	486 (317)
Rock Bass	0.0000 (0.0000)	0 (0)	0 (0)	0 (0)	0 (0)	0 (0)	0 (0)	0 (0)	0 (0)	0 (0)	0 (0)	NS	0 (0)
Round whitefish	0.0000 (0.0000)	0 (0)	0 (0)	0 (0)	0 (0)	0 (0)	0 (0)	0 (0)	0 (0)	0 (0)	0 (0)	NS	0 (0)
Smallmouth bass	0.0000 (0.0000)	0 (0)	0 (0)	0 (0)	0 (0)	0 (0)	0 (0)	0 (0)	0 (0)	0 (0)	0 (0)	NS	0 (0)
Walleye	0.0084 (0.0083)	38 (78)	0 (0)	0 (0)	0 (0)	0 (0)	25 (51)	846 (832)	109 (128)	22 (36)	0 (0)	NS	1,042 (847)
White bass	0.0000 (0.0000)	0 (0)	0 (0)	0 (0)	0 (0)	0 (0)	0 (0)	0 (0)	0 (0)	0 (0)	0 (0)	NS	0 (0)
White perch	0.0000 (0.0000)	0 (0)	0 (0)	0 (0)	0 (0)	0 (0)	0 (0)	0 (0)	0 (0)	0 (0)	0 (0)	NS	0 (0)
Yellow perch	0.2128 (0.0906)	17,490 (7,444)	0 (0)	3,848 (4,235)	372 (509)	16 (14)	1,872 (3,217)	1,940 (2,342)	281 (486)	382 (426)	190 (385)	NS	26,393 (8,748)
Angler Hrs		9,545 (3,904)	0 (0)	2,672 (2,692)	919 (653)	6,243 (5,243)	34,095 (15,941)	36,493 (15,342)	24,609 (13,789)	6,227 (3,241)	3,194 (2,672)	NS	123,997 (63,477)
Angler Trips		1,977 (797)	0 (0)	643 (641)	199 (149)	1,182 (982)	8,356 (4,457)	8,201 (3,522)	4,554 (2,639)	1,296 (705)	751 (418)	NS	27,159 (19,973)
Angler Days		1,655 (748)	0 (0)	426 (443)	183 (139)	1,057 (902)	6,682 (3,627)	7,587 (3,226)	3,665 (2,162)	1,050 (575)	620 (333)	NS	22,925 (18,075)

Table B.120.--Saginaw Bay all sites combined for 2001. "NS" means not sampled.

Species	Harvest per hr	Jan	Feb	Mar	Apr	May	Jun	Jul	Aug	Sep	Oct	Nov	Season
Brown Trout	0.0009 (0.0005)	0 (0)	5 (10)	208 (250)	524 (418)	34 (51)	23 (34)	100 (104)	36 (71)	57 (87)	2 (3)	NS	989 (514)
Channel Catfish	0.0071 (0.0020)	0 (0)	0 (0)	0 (0)	11 (12)	1,218 (938)	2,682 (1,033)	2,015 (1,256)	1,030 (803)	638 (468)	34 (56)	NS	7,628 (2,096)
Chinook Salmon	0.0051 (0.0013)	0 (0)	0 (0)	0 (0)	391 (348)	849 (697)	932 (416)	1,007 (447)	1,434 (696)	797 (659)	129 (123)	NS	5,540 (1,383)
Coho Salmon	0.0000 (0.0000)	0 (0)	0 (0)	0 (0)	0 (0)	0 (0)	9 (17)	26 (38)	0 (0)	0 (0)	2 (3)	NS	37 (42)
Freshwater Drum	0.0027 (0.0010)	0 (0)	0 (0)	0 (0)	0 (0)	1,435 (746)	394 (435)	623 (510)	492 (355)	0 (0)	0 (0)	NS	2,944 (1,063)
Lake Trout	0.0048 (0.0018)	0 (0)	0 (0)	0 (0)	0 (0)	814 (555)	3,397 (1,826)	516 (286)	413 (244)	0 (0)	0 (0)	NS	5,140 (1,945)
Lake Whitefish	0.0000 (0.0000)	16 (23)	0 (0)	0 (0)	0 (0)	0 (0)	0 (0)	0 (0)	0 (0)	0 (0)	11 (23)	NS	27 (32)
Largemouth Bass	0.0003 (0.0002)	0 (0)	0 (0)	0 (0)	0 (0)	58 (78)	218 (254)	0 (0)	12 (24)	0 (0)	0 (0)	NS	288 (267)
Muskellunge	0.0000 (0.0000)	0 (0)	0 (0)	0 (0)	0 (0)	0 (0)	0 (0)	0 (0)	0 (0)	0 (0)	0 (0)	NS	0 (0)
Northern Pike	0.0030 (0.0010)	1,681 (831)	999 (552)	0 (0)	179 (234)	11 (22)	65 (65)	285 (246)	12 (24)	0 (0)	23 (34)	NS	3,255 (1,057)
Other	0.0008 (0.0005)	11 (20)	0 (0)	52 (94)	153 (265)	451 (401)	190 (284)	13 (26)	0 (0)	0 (0)	0 (0)	NS	870 (567)
Pink Salmon	0.0004 (0.0003)	0 (0)	0 (0)	0 (0)	0 (0)	103 (191)	232 (191)	40 (60)	35 (50)	0 (0)	0 (0)	NS	409 (281)
Pumpkinseed	0.0001 (0.0001)	61 (88)	0 (0)	0 (0)	0 (0)	0 (0)	51 (98)	0 (0)	0 (0)	0 (0)	0 (0)	NS	112 (132)
Rainbow Trout	0.0012 (0.0004)	0 (0)	37 (71)	35 (29)	136 (114)	179 (140)	168 (141)	423 (238)	176 (138)	63 (86)	53 (48)	NS	1,271 (380)
Rock Bass	0.0007 (0.0003)	0 (0)	0 (0)	9 (12)	36 (58)	112 (111)	312 (307)	294 (228)	0 (0)	0 (0)	0 (0)	NS	763 (332)
Round whitefish	0.0002 (0.0001)	8 (15)	62 (51)	109 (134)	0 (0)	0 (0)	0 (0)	0 (0)	0 (0)	0 (0)	0 (0)	NS	178 (144)
Smallmouth bass	0.0001 (0.0001)	0 (0)	0 (0)	0 (0)	0 (0)	0 (0)	33 (47)	105 (115)	21 (44)	0 (0)	0 (0)	NS	159 (132)
Walleye	0.0670 (0.0092)	2,768 (1,427)	780 (347)	10,873 (5,164)	9,155 (1,670)	4,833 (2,667)	3,602 (1,251)	26,355 (5,030)	13,451 (3,916)	430 (403)	43 (56)	NS	72,290 (9,005)
White bass	0.0009 (0.0006)	0 (0)	0 (0)	0 (0)	36 (18)	794 (669)	0 (0)	93 (141)	0 (0)	0 (0)	0 (0)	NS	923 (684)
White perch	0.0006 (0.0009)	0 (0)	0 (0)	0 (0)	615 (935)	0 (0)	8 (16)	0 (0)	0 (0)	0 (0)	0 (0)	NS	623 (935)
Yellow perch	0.8053 (0.1389)	52,033 (20,356)	29,951 (8,156)	75,598 (27,629)	81,487 (40,518)	513 (347)	41,750 (13,819)	72,728 (26,327)	149,524 (44,813)	292,143 (111,512)	73,056 (38,128)	NS	868,783 (140,239)
Angler Hrs		134,476 (18,895)	56,294 (5,078)	79,109 (16,691)	95,349 (15,167)	73,380 (12,115)	112,653 (16,048)	214,231 (29,538)	168,076 (28,413)	111,140 (33,618)	34,130 (11,414)	NS	1,078,838 (65,084)
Angler Trips		36,213 (2,323)	13,352 (1,190)	18,939 (1,734)	24,405 (5,966)	17,001 (2,907)	21,705 (3,114)	40,697 (5,764)	32,508 (5,677)	21,681 (6,885)	8,354 (2,467)	NS	234,855 (11,213)
Angler Days		37,335 (1,930)	14,230 (966)	19,093 (1,618)	24,608 (4,508)	14,967 (2,633)	19,798 (2,865)	38,285 (5,498)	31,304 (5,548)	20,516 (6,486)	7,718 (2,438)	NS	227,854 (9,023)

Table B.121.--Tawas (Site 250) for 2001. "NS" means not sampled.

Species	Harvest per hr	Jan	Feb	Mar	Apr	May	Jun	Jul	Aug	Sep	Oct	Nov	Season
Brown Trout	0.0051 (0.0098)	0 (0)	0 (0)	208 (310)	178 (154)	11 (20)	9 (18)	24 (36)	0 (0)	0 (0)	2 (3)	NS	431 (297)
Channel Catfish	0.0004 (0.0049)	0 (0)	0 (0)	0 (0)	5 (9)	0 (0)	0 (0)	30 (39)	0 (0)	0 (0)	0 (0)	NS	35 (40)
Chinook Salmon	0.0094 (0.0139)	0 (0)	0 (0)	0 (0)	7 (15)	10 (20)	367 (203)	138 (126)	50 (67)	216 (386)	7 (14)	NS	795 (435)
Coho Salmon	0.0001 (0.0021)	0 (0)	0 (0)	0 (0)	0 (0)	0 (0)	9 (17)	0 (0)	0 (0)	0 (0)	2 (3)	NS	10 (17)
Freshwater Drum	0.0004 (0.0065)	0 (0)	0 (0)	0 (0)	0 (0)	0 (0)	0 (0)	33 (48)	0 (0)	0 (0)	0 (0)	NS	33 (48)
Lake Trout	0.0028 (0.0133)	0 (0)	0 (0)	0 (0)	0 (0)	118 (167)	110 (89)	0 (0)	7 (14)	0 (0)	0 (0)	NS	234 (190)
Lake Whitefish	0.0002 (0.0026)	16 (23)	0 (0)	0 (0)	0 (0)	0 (0)	0 (0)	0 (0)	0 (0)	0 (0)	0 (0)	NS	16 (23)
Largemouth Bass	0.0000 (0.0000)	0 (0)	0 (0)	0 (0)	0 (0)	0 (0)	0 (0)	0 (0)	0 (0)	0 (0)	0 (0)	NS	0 (0)
Muskellunge	0.0000 (0.0000)	0 (0)	0 (0)	0 (0)	0 (0)	0 (0)	0 (0)	0 (0)	0 (0)	0 (0)	0 (0)	NS	0 (0)
Northern Pike	0.0204 (0.0188)	1,377 (828)	329 (332)	0 (0)	0 (0)	0 (0)	0 (0)	30 (39)	0 (0)	0 (0)	0 (0)	NS	1,736 (859)
Other	0.0005 (0.0149)	0 (0)	0 (0)	46 (94)	0 (0)	0 (0)	0 (0)	0 (0)	0 (0)	0 (0)	0 (0)	NS	46 (94)
Pink Salmon	0.0006 (0.0055)	0 (0)	0 (0)	0 (0)	0 (0)	10 (20)	44 (55)	0 (0)	0 (0)	0 (0)	0 (0)	NS	54 (59)
Pumpkinseed	0.0006 (0.0133)	0 (0)	0 (0)	0 (0)	0 (0)	0 (0)	51 (98)	0 (0)	0 (0)	0 (0)	0 (0)	NS	51 (98)
Rainbow Trout	0.0050 (0.0041)	0 (0)	37 (71)	35 (47)	133 (150)	40 (46)	9 (18)	100 (84)	14 (27)	6 (12)	53 (48)	NS	427 (177)
Rock Bass	0.0067 (0.0380)	0 (0)	0 (0)	0 (0)	0 (0)	0 (0)	271 (346)	294 (0)	0 (0)	0 (0)	0 (0)	NS	565 (301)
Round whitefish	0.0015 (0.0109)	0 (0)	28 (33)	103 (134)	0 (0)	0 (0)	0 (0)	0 (0)	0 (0)	0 (0)	0 (0)	NS	131 (139)
Smallmouth bass	0.0004 (0.0049)	0 (0)	0 (0)	0 (0)	0 (0)	0 (0)	0 (0)	17 (34)	21 (44)	0 (0)	0 (0)	NS	38 (56)
Walleye	0.0050 (0.0040)	22 (33)	142 (243)	72 (95)	67 (59)	22 (31)	83 (74)	7 (14)	7 (15)	0 (0)	0 (0)	NS	421 (229)
White bass	0.0000 (0.0000)	0 (0)	0 (0)	0 (0)	0 (0)	0 (0)	0 (0)	0 (0)	0 (0)	0 (0)	0 (0)	NS	0 (0)
White perch	0.0000 (0.0000)	0 (0)	0 (0)	0 (0)	0 (0)	0 (0)	0 (0)	0 (0)	0 (0)	0 (0)	0 (0)	NS	0 (0)
Yellow perch	0.4869 (0.1458)	14,739 (8,583)	13,111 (7,846)	7,001 (4,577)	661 (603)	70 (149)	2,677 (2,337)	1,234 (918)	678 (820)	1,184 (571)	0 (0)	NS	41,355 (9,994)
Angler Hrs		24,453 (8,833)	15,802 (4,573)	7,242 (1,838)	6,738 (5,350)	3,931 (2,531)	8,789 (3,191)	7,988 (2,883)	3,838 (1,263)	5,139 (2,930)	1,009 (820)	NS	84,929 (34,212)
Angler Trips		4,786 (1,823)	3,485 (1,099)	1,663 (567)	1,498 (1,264)	1,238 (924)	2,169 (784)	2,100 (578)	1,234 (477)	1,262 (709)	269 (251)	NS	19,704 (24,317)
Angler Days		6,162 (2,282)	4,738 (1,437)	2,130 (654)	1,888 (1,648)	994 (795)	1,869 (707)	1,882 (527)	1,114 (442)	1,031 (592)	156 (147)	NS	21,964 (23,803)

Table B.122.--Au Gres (Site 255) for 2001. "NS" means not sampled.

Species	Harvest per hr	Jan	Feb	Mar	Apr	May	Jun	Jul	Aug	Sep	Oct	Nov	Season
Brown Trout	0.0013 (0.0040)	0 (0)	5 (10)	0 (0)	346 (389)	23 (46)	0 (0)	43 (85)	0 (0)	0 (0)	0 (0)	NS	417 (401)
Channel Catfish	0.0111 (0.0051)	0 (0)	0 (0)	0 (0)	0 (0)	85 (134)	1,540 (457)	940 (820)	457 (459)	360 (383)	34 (56)	NS	3,416 (1,119)
Chinook Salmon	0.0014 (0.0051)	0 (0)	0 (0)	0 (0)	304 (321)	0 (0)	0 (0)	0 (0)	0 (0)	119 (244)	23 (46)	NS	446 (406)
Coho Salmon	0.0000 (0.0000)	0 (0)	0 (0)	0 (0)	0 (0)	0 (0)	0 (0)	0 (0)	0 (0)	0 (0)	0 (0)	NS	0 (0)
Freshwater Drum	0.0012 (0.0019)	0 (0)	0 (0)	0 (0)	0 (0)	2 (6)	9 (19)	42 (85)	306 (297)	0 (0)	0 (0)	NS	360 (310)
Lake Trout	0.0000 (0.0000)	0 (0)	0 (0)	0 (0)	0 (0)	0 (0)	0 (0)	0 (0)	0 (0)	0 (0)	0 (0)	NS	0 (0)
Lake Whitefish	0.0000 (0.0020)	0 (0)	0 (0)	0 (0)	0 (0)	0 (0)	0 (0)	0 (0)	0 (0)	0 (0)	11 (23)	NS	11 (23)
Largemouth Bass	0.0000 (0.0000)	0 (0)	0 (0)	0 (0)	0 (0)	0 (0)	0 (0)	0 (0)	0 (0)	0 (0)	0 (0)	NS	0 (0)
Muskellunge	0.0000 (0.0000)	0 (0)	0 (0)	0 (0)	0 (0)	0 (0)	0 (0)	0 (0)	0 (0)	0 (0)	0 (0)	NS	0 (0)
Northern Pike	0.0003 (0.0014)	0 (0)	0 (0)	0 (0)	21 (42)	0 (0)	0 (0)	64 (125)	0 (0)	0 (0)	11 (23)	NS	97 (134)
Other	0.0000 (0.0005)	0 (0)	0 (0)	0 (0)	0 (0)	0 (0)	9 (19)	0 (0)	0 (0)	0 (0)	0 (0)	NS	9 (19)
Pink Salmon	0.0000 (0.0000)	0 (0)	0 (0)	0 (0)	0 (0)	0 (0)	0 (0)	0 (0)	0 (0)	0 (0)	0 (0)	NS	0 (0)
Pumpkinseed	0.0000 (0.0000)	0 (0)	0 (0)	0 (0)	0 (0)	0 (0)	0 (0)	0 (0)	0 (0)	0 (0)	0 (0)	NS	0 (0)
Rainbow Trout	0.0002 (0.0019)	0 (0)	0 (0)	0 (0)	0 (0)	0 (0)	0 (0)	64 (127)	0 (0)	0 (0)	0 (0)	NS	64 (127)
Rock Bass	0.0001 (0.0430)	0 (0)	0 (0)	0 (0)	25 (54)	10 (25)	0 (0)	0 (0)	0 (0)	0 (0)	0 (0)	NS	35 (60)
Round whitefish	0.0000 (0.0000)	0 (0)	0 (0)	0 (0)	0 (0)	0 (0)	0 (0)	0 (0)	0 (0)	0 (0)	0 (0)	NS	0 (0)
Smallmouth bass	0.0002 (0.0009)	0 (0)	0 (0)	0 (0)	0 (0)	0 (0)	19 (37)	42 (85)	0 (0)	0 (0)	0 (0)	NS	61 (92)
Walleye	0.0336 (0.0136)	0 (0)	10 (20)	39 (79)	1,878 (1,476)	249 (242)	1,442 (733)	3,830 (2,282)	2,883 (1,729)	48 (98)	0 (0)	NS	10,378 (3,315)
White bass	0.0002 (0.0019)	0 (0)	0 (0)	0 (0)	0 (0)	0 (0)	0 (0)	64 (128)	0 (0)	0 (0)	0 (0)	NS	64 (128)
White perch	0.0000 (0.0000)	0 (0)	0 (0)	0 (0)	0 (0)	0 (0)	0 (0)	0 (0)	0 (0)	0 (0)	0 (0)	NS	0 (0)
Yellow perch	1.7446 (0.4834)	8,009 (3,862)	10,170 (4,894)	44,929 (24,588)	36,994 (32,479)	136 (168)	25,858 (12,433)	61,335 (25,837)	97,481 (38,168)	204,487 (101,487)	49,760 (34,637)	NS	539,159 (122,317)
Angler Hrs		11,417 (1,733)	3,602 (1,425)	13,072 (5,388)	30,969 (15,184)	10,935 (4,933)	36,427 (10,598)	69,303 (19,447)	63,728 (20,447)	54,845 (27,239)	14,746 (9,390)	NS	309,042 (115,784)
Angler Trips		6,980 (505)	810 (336)	3,269 (1,328)	9,186 (5,113)	2,511 (1,221)	7,267 (2,024)	14,293 (4,021)	13,293 (4,358)	11,185 (5,990)	3,431 (1,985)	NS	72,225 (43,328)
Angler Days		6,813 (468)	755 (317)	3,214 (1,322)	7,113 (4,124)	2,307 (1,119)	6,801 (1,936)	13,489 (3,852)	12,931 (4,256)	10,515 (5,583)	3,099 (2,044)	NS	67,037 (42,520)

Table B.123.--Saganing Creek to mouth of Saginaw River (Site 260) for 2001. "NS" means not sampled.

Species	Harvest per hr	Jan	Feb	Mar	Apr	May	Jun	Jul	Aug	Sep	Oct	Nov	Season
Brown Trout	0.0000 (0.0000)	0 (0)	0 (0)	0 (0)	0 (0)	0 (0)	0 (0)	0 (0)	0 (0)	0 (0)	0 (0)	NS	0 (0)
Channel Catfish	0.0015 (0.0117)	0 (0)	0 (0)	0 (0)	0 (0)	0 (0)	0 (0)	0 (0)	261 (505)	0 (0)	0 (0)	NS	261 (505)
Chinook Salmon	0.0000 (0.0000)	0 (0)	0 (0)	0 (0)	0 (0)	0 (0)	0 (0)	0 (0)	0 (0)	0 (0)	0 (0)	NS	0 (0)
Coho Salmon	0.0000 (0.0000)	0 (0)	0 (0)	0 (0)	0 (0)	0 (0)	0 (0)	0 (0)	0 (0)	0 (0)	0 (0)	NS	0 (0)
Freshwater Drum	0.0000 (0.0000)	0 (0)	0 (0)	0 (0)	0 (0)	0 (0)	0 (0)	0 (0)	0 (0)	0 (0)	0 (0)	NS	0 (0)
Lake Trout	0.0000 (0.0000)	0 (0)	0 (0)	0 (0)	0 (0)	0 (0)	0 (0)	0 (0)	0 (0)	0 (0)	0 (0)	NS	0 (0)
Lake Whitefish	0.0000 (0.0000)	0 (0)	0 (0)	0 (0)	0 (0)	0 (0)	0 (0)	0 (0)	0 (0)	0 (0)	0 (0)	NS	0 (0)
Largemouth Bass	0.0000 (0.0000)	0 (0)	0 (0)	0 (0)	0 (0)	0 (0)	0 (0)	0 (0)	0 (0)	0 (0)	0 (0)	NS	0 (0)
Muskellunge	0.0000 (0.0000)	0 (0)	0 (0)	0 (0)	0 (0)	0 (0)	0 (0)	0 (0)	0 (0)	0 (0)	0 (0)	NS	0 (0)
Northern Pike	0.0000 (0.0018)	8 (15)	0 (0)	0 (0)	0 (0)	0 (0)	0 (0)	0 (0)	0 (0)	0 (0)	0 (0)	NS	8 (15)
Other	0.0000 (0.0020)	0 (0)	0 (0)	6 (12)	0 (0)	0 (0)	0 (0)	0 (0)	0 (0)	0 (0)	0 (0)	NS	6 (12)
Pink Salmon	0.0000 (0.0000)	0 (0)	0 (0)	0 (0)	0 (0)	0 (0)	0 (0)	0 (0)	0 (0)	0 (0)	0 (0)	NS	0 (0)
Pumpkinseed	0.0000 (0.0000)	0 (0)	0 (0)	0 (0)	0 (0)	0 (0)	0 (0)	0 (0)	0 (0)	0 (0)	0 (0)	NS	0 (0)
Rainbow Trout	0.0000 (0.0000)	0 (0)	0 (0)	0 (0)	0 (0)	0 (0)	0 (0)	0 (0)	3 (0)	0 (0)	0 (0)	NS	3 (0)
Rock Bass	0.0000 (0.0000)	0 (0)	0 (0)	0 (0)	0 (0)	0 (0)	0 (0)	0 (0)	0 (0)	0 (0)	0 (0)	NS	0 (0)
Round whitefish	0.0002 (0.0025)	8 (15)	34 (38)	0 (0)	0 (0)	0 (0)	0 (0)	0 (0)	0 (0)	0 (0)	0 (0)	NS	41 (41)
Smallmouth bass	0.0000 (0.0000)	0 (0)	0 (0)	0 (0)	0 (0)	0 (0)	0 (0)	0 (0)	0 (0)	0 (0)	0 (0)	NS	0 (0)
Walleye	0.0724 (0.0320)	213 (156)	503 (270)	415 (305)	652 (737)	2,406 (2,265)	9 (0)	2,920 (1,079)	4,808 (2,675)	320 (379)	0 (0)	NS	12,246 (3,785)
White bass	0.0000 (0.0000)	0 (0)	0 (0)	0 (0)	0 (0)	0 (0)	0 (0)	0 (0)	0 (0)	0 (0)	0 (0)	NS	0 (0)
White perch	0.0000 (0.0000)	0 (0)	0 (0)	0 (0)	0 (0)	0 (0)	0 (0)	0 (0)	0 (0)	0 (0)	0 (0)	NS	0 (0)
Yellow perch	0.8885 (0.3940)	730 (731)	2,188 (1,648)	14,603 (12,035)	6,555 (8,994)	0 (0)	3,857 (3,210)	3,076 (2,292)	37,170 (22,469)	66,160 (44,923)	16,008 (15,450)	NS	150,348 (54,616)
Angler Hrs		8,366 (2,819)	8,272 (1,458)	6,513 (3,827)	9,765 (6,001)	14,754 (5,235)	17,162 (4,808)	19,947 (8,277)	43,968 (14,762)	27,409 (17,826)	13,068 (7,305)	NS	169,223 (72,318)
Angler Trips		2,013 (696)	1,757 (336)	1,632 (980)	2,939 (2,167)	3,039 (1,311)	2,378 (690)	2,662 (1,173)	7,562 (2,696)	4,486 (2,936)	2,896 (1,700)	NS	31,364 (24,612)
Angler Days		1,678 (591)	1,416 (306)	1,329 (822)	2,939 (2,167)	3,039 (1,311)	2,378 (690)	2,662 (1,173)	7,562 (2,696)	4,486 (2,936)	2,896 (1,700)	NS	30,385 (24,612)

Table B.124.—Saginaw River — mouth to confluence with Tittabawassee River (Site 355) for 2001. “NS” means not sampled.

Species	Harvest per hr	Jan	Feb	Mar	Apr	May	Jun	Jul	Aug	Sep	Oct	Nov	Dec	Season
Black crappie	0.0000 (0.0000)	0 (0)	0 (0)	0 (0)	NS	0 (0)	NS	NS	NS	NS	NS	NS	NS	0 (0)
Bluegill	0.0000 (0.0000)	0 (0)	0 (0)	0 (0)	NS	0 (0)	NS	NS	NS	NS	NS	NS	NS	0 (0)
Channel Catfish	0.0024 (0.0019)	0 (0)	0 (0)	0 (0)	NS	271 (199)	NS	NS	NS	NS	NS	NS	NS	271 (199)
Common white sucker	0.0001 (0.0001)	0 (0)	0 (0)	0 (0)	NS	8 (12)	NS	NS	NS	NS	NS	NS	NS	8 (12)
Freshwater Drum	0.0092 (0.0049)	0 (0)	0 (0)	0 (0)	NS	1,021 (510)	NS	NS	NS	NS	NS	NS	NS	1,021 (510)
Lake Trout	0.0000 (0.0000)	0 (0)	0 (0)	0 (0)	NS	0 (0)	NS	NS	NS	NS	NS	NS	NS	0 (0)
Lake Whitefish	0.0000 (0.0000)	0 (0)	0 (0)	0 (0)	NS	0 (0)	NS	NS	NS	NS	NS	NS	NS	0 (0)
Largemouth Bass	0.0000 (0.0000)	0 (0)	0 (0)	0 (0)	NS	0 (0)	NS	NS	NS	NS	NS	NS	NS	0 (0)
Northern Pike	0.0000 (0.0000)	0 (0)	0 (0)	0 (0)	NS	0 (0)	NS	NS	NS	NS	NS	NS	NS	0 (0)
Other	0.0016 (0.0013)	0 (0)	0 (0)	0 (0)	NS	181 (138)	NS	NS	NS	NS	NS	NS	NS	181 (138)
Pumpkinseed	0.0000 (0.0000)	0 (0)	0 (0)	0 (0)	NS	0 (0)	NS	NS	NS	NS	NS	NS	NS	0 (0)
Rainbow Trout	0.0000 (0.0000)	0 (0)	0 (0)	0 (0)	NS	0 (0)	NS	NS	NS	NS	NS	NS	NS	0 (0)
Rock Bass	0.0000 (0.0000)	0 (0)	0 (0)	0 (0)	NS	0 (0)	NS	NS	NS	NS	NS	NS	NS	0 (0)
Smallmouth bass	0.0000 (0.0000)	0 (0)	0 (0)	0 (0)	NS	0 (0)	NS	NS	NS	NS	NS	NS	NS	0 (0)
Walleye	0.0956 (0.0513)	2,289 (1,417)	65 (97)	7,946 (5,104)	NS	351 (372)	NS	NS	NS	NS	NS	NS	NS	10,651 (5,311)
White bass	0.0032 (0.0027)	0 (0)	0 (0)	0 (0)	NS	356 (295)	NS	NS	NS	NS	NS	NS	NS	356 (295)
White perch	0.0000 (0.0000)	0 (0)	0 (0)	0 (0)	NS	0 (0)	NS	NS	NS	NS	NS	NS	NS	0 (0)
Yellow perch	0.2057 (0.1722)	22,311 (18,600)	595 (1,190)	0 (0)	NS	8 (15)	NS	NS	NS	NS	NS	NS	NS	22,915 (18,638)
Angler Hrs		68,143 (16,351)	2,721 (2,709)	34,615 (14,668)	NS	5,932 (1,791)	NS	NS	NS	NS	NS	NS	NS	111,412 (22,205)
Angler Trips		18,276 (4,781)	867 (928)	8,178 (3,613)	NS	1,648 (555)	NS	NS	NS	NS	NS	NS	NS	28,969 (6,090)
Angler Days		18,276 (4,781)	867 (928)	8,178 (3,613)	NS	1,481 (496)	NS	NS	NS	NS	NS	NS	NS	28,802 (6,085)

Table B.125.—Tittabawassee River — Dow Dam to confluence with the Saginaw River (Site 401) for 2001. “NS” means not sampled; “-” means an estimate was incalculable.

Species	Harvest per hr	Jan	Feb	Mar	Apr	May	Jun	Jul	Aug	Sep	Oct	Nov	Dec	Season
Black crappie	0.0000 (0.0000)	0 (0)	0 (0)	0 (0)	0 (0)	0 (0)	NS	NS	NS	NS	NS	NS	NS	0 (0)
Bluegill	0.0000 (0.0000)	0 (0)	0 (0)	0 (0)	0 (0)	0 (0)	NS	NS	NS	NS	NS	NS	NS	0 (0)
Channel Catfish	0.0012 (0.0023)	0 (0)	0 (0)	0 (0)	0 (0)	50 (101)	NS	NS	NS	NS	NS	NS	NS	50 (101)
Common white sucker	0.0008 (0.0015)	0 (0)	0 (0)	0 (0)	0 (0)	34 (67)	NS	NS	NS	NS	NS	NS	NS	34 (67)
Freshwater Drum	0.0013 (0.0016)	0 (0)	0 (0)	0 (0)	0 (0)	55 (69)	NS	NS	NS	NS	NS	NS	NS	55 (69)
Northern Pike	0.0013 (0.0022)	0 (0)	0 (0)	0 (0)	46 (92)	11 (22)	NS	NS	NS	NS	NS	NS	NS	57 (95)
Other	0.0005 (0.0010)	0 (0)	0 (0)	0 (0)	0 (0)	22 (43)	NS	NS	NS	NS	NS	NS	NS	22 (43)
Pumpkinseed	0.0000 (0.0000)	0 (0)	0 (0)	0 (0)	0 (0)	0 (0)	NS	NS	NS	NS	NS	NS	NS	0 (0)
Rainbow Trout	0.0000 (0.0000)	0 (0)	0 (0)	0 (0)	0 (0)	0 (0)	NS	NS	NS	NS	NS	NS	NS	0 (0)
Rock Bass	0.0013 (0.0018)	0 (0)	0 (0)	0 (0)	0 (0)	55 (80)	NS	NS	NS	NS	NS	NS	NS	55 (80)
Smallmouth bass	0.0000 (0.0000)	0 (0)	0 (0)	0 (0)	0 (0)	0 (0)	NS	NS	NS	NS	NS	NS	NS	0 (0)
Walleye	0.2148 (0.0337)	165 (-)	42 (54)	2,234 (715)	6,424 (-)	464 (623)	NS	NS	NS	NS	NS	NS	NS	9,330 (950)
White bass	0.0109 (0.0139)	0 (0)	0 (0)	0 (0)	36 (0)	438 (601)	NS	NS	NS	NS	NS	NS	NS	475 (601)
White perch	0.0000 (0.0000)	0 (0)	0 (0)	0 (0)	0 (0)	0 (0)	NS	NS	NS	NS	NS	NS	NS	0 (0)
Yellow perch	0.0000 (0.0000)	0 (0)	0 (0)	0 (0)	0 (0)	0 (0)	NS	NS	NS	NS	NS	NS	NS	0 (0)
Angler Hrs		840 (-)	3,094 (923)	11,011 (3,941)	21,721 (-)	6,757 (3,239)	NS	NS	NS	NS	NS	NS	NS	43,424 (5,184)
Angler Trips		290 (-)	893 (345)	2,814 (838)	3,932 (-)	2,284 (1,214)	NS	NS	NS	NS	NS	NS	NS	10,213 (1,515)
Angler Days		290 (-)	893 (345)	2,814 (838)	3,891 (-)	2,002 (1,060)	NS	NS	NS	NS	NS	NS	NS	9,890 (1,394)

Table B.126.—Essexville to mouth of Saginaw River (Site 356) for 2001. “NS” means not sampled; “–” means an estimate was incalculable.

Species	Harvest per hr	Jan	Feb	Mar	Apr	May	Jun	Jul	Aug	Sep	Oct	Nov	Season
Brown Trout	0.0000 (0.0000)	0 (0)	0 (0)	0 (0)	0 (0)	0 (0)	0 (0)	0 (0)	0 (0)	0 (0)	0 (0)	NS	0 (0)
Channel Catfish	0.0353 (0.0467)	0 (0)	0 (0)	0 (0)	6 (9)	0 (0)	52 (74)	641 (919)	213 (416)	272 (269)	0 (0)	NS	1,183 (1,047)
Chinook Salmon	0.0000 (0.0000)	0 (0)	0 (0)	0 (0)	0 (0)	0 (0)	0 (0)	0 (0)	0 (0)	0 (0)	0 (0)	NS	0 (0)
Coho Salmon	0.0000 (0.0000)	0 (0)	0 (0)	0 (0)	0 (0)	0 (0)	0 (0)	0 (0)	0 (0)	0 (0)	0 (0)	NS	0 (0)
Freshwater Drum	0.0000 (0.0000)	0 (0)	0 (0)	0 (0)	0 (0)	0 (0)	0 (0)	0 (0)	0 (0)	0 (0)	0 (0)	NS	0 (0)
Lake Trout	0.0000 (0.0000)	0 (0)	0 (0)	0 (0)	0 (0)	0 (0)	0 (0)	0 (0)	0 (0)	0 (0)	0 (0)	NS	0 (0)
Lake Whitefish	0.0000 (0.0000)	0 (0)	0 (0)	0 (0)	0 (0)	0 (0)	0 (0)	0 (0)	0 (0)	0 (0)	0 (0)	NS	0 (0)
Largemouth Bass	0.0000 (0.0000)	0 (0)	0 (0)	0 (0)	0 (0)	0 (0)	0 (0)	0 (0)	0 (0)	0 (0)	0 (0)	NS	0 (0)
Muskellunge	0.0000 (0.0000)	0 (0)	0 (0)	0 (0)	0 (0)	0 (0)	0 (0)	0 (0)	0 (0)	0 (0)	0 (0)	NS	0 (0)
Northern Pike	0.0002 (0.0410)	0 (0)	6 (13)	0 (0)	0 (0)	0 (0)	0 (0)	0 (0)	0 (0)	0 (0)	0 (0)	NS	6 (13)
Other	0.0000 (0.0000)	0 (0)	0 (0)	0 (0)	0 (0)	0 (0)	0 (0)	0 (0)	0 (0)	0 (0)	0 (0)	NS	0 (0)
Pink Salmon	0.0000 (0.0000)	0 (0)	0 (0)	0 (0)	0 (0)	0 (0)	0 (0)	0 (0)	0 (0)	0 (0)	0 (0)	NS	0 (0)
Pumpkinseed	0.0000 (0.0000)	0 (0)	0 (0)	0 (0)	0 (0)	0 (0)	0 (0)	0 (0)	0 (0)	0 (0)	0 (0)	NS	0 (0)
Rainbow Trout	0.0000 (0.0000)	0 (0)	0 (0)	0 (0)	0 (0)	0 (0)	0 (0)	0 (0)	0 (0)	0 (0)	0 (0)	NS	0 (0)
Rock Bass	0.0000 (0.0000)	0 (0)	0 (0)	0 (0)	0 (0)	0 (0)	0 (0)	0 (0)	0 (0)	0 (0)	0 (0)	NS	0 (0)
Round whitefish	– (–)	0 (0)	0 (0)	6 (0)	0 (0)	0 (0)	0 (0)	0 (0)	0 (0)	0 (0)	0 (0)	NS	– (–)
Smallmouth bass	0.0000 (0.0000)	0 (0)	0 (0)	0 (0)	0 (0)	0 (0)	0 (0)	0 (0)	0 (0)	0 (0)	0 (0)	NS	0 (0)
Walleye	0.1072 (0.0671)	0 (0)	18 (36)	167 (0)	22 (46)	1,312 (1,182)	289 (314)	1,021 (694)	719 (610)	0 (0)	43 (56)	NS	3,591 (1,535)
White bass	0.0000 (0.0000)	0 (0)	0 (0)	0 (0)	0 (0)	0 (0)	0 (0)	0 (0)	0 (0)	0 (0)	0 (0)	NS	0 (0)
White perch	0.0000 (0.0000)	0 (0)	0 (0)	0 (0)	0 (0)	0 (0)	0 (0)	0 (0)	0 (0)	0 (0)	0 (0)	NS	0 (0)
Yellow perch	0.6051 (0.2947)	0 (0)	0 (0)	160 (0)	424 (529)	56 (112)	1,809 (1,131)	4,769 (4,004)	4,067 (3,011)	3,096 (3,902)	5,888 (3,663)	NS	20,269 (7,437)
Angler Hrs		0 (0)	355 (373)	2,652 (630)	779 (495)	3,968 (2,569)	4,109 (1,541)	10,058 (6,028)	5,175 (2,467)	4,054 (2,453)	2,349 (1,343)	NS	33,499 (17,899)
Angler Trips		0 (0)	94 (100)	962 (0)	206 (139)	778 (508)	765 (381)	1,781 (1,097)	935 (459)	1,107 (412)	730 (507)	NS	7,358 (4,862)
Angler Days		0 (0)	94 (100)	876 (0)	206 (139)	769 (507)	765 (381)	1,781 (1,097)	935 (459)	1,107 (412)	730 (507)	NS	7,263 (4,861)

Table B.127.–Quanicassee to Sebewaing (Site 278) for 2001. “NS” means not sampled.

Species	Harvest per hr	Jan	Feb	Mar	Apr	May	Jun	Jul	Aug	Sep	Oct	Nov	Season
Brown Trout	0.0000 (0.0000)	0 (0)	0 (0)	0 (0)	0 (0)	0 (0)	0 (0)	0 (0)	0 (0)	0 (0)	0 (0)	NS	0 (0)
Channel Catfish	0.0105 (0.0109)	0 (0)	0 (0)	0 (0)	0 (0)	177 (233)	778 (987)	159 (168)	36 (45)	0 (0)	0 (0)	NS	1,151 (894)
Chinook Salmon	0.0000 (0.0000)	0 (0)	0 (0)	0 (0)	0 (0)	0 (0)	0 (0)	0 (0)	0 (0)	0 (0)	0 (0)	NS	0 (0)
Coho Salmon	0.0000 (0.0000)	0 (0)	0 (0)	0 (0)	0 (0)	0 (0)	0 (0)	0 (0)	0 (0)	0 (0)	0 (0)	NS	0 (0)
Freshwater Drum	0.0071 (0.0082)	0 (0)	0 (0)	0 (0)	0 (0)	321 (546)	232 (412)	179 (219)	48 (64)	0 (0)	0 (0)	NS	779 (696)
Lake Trout	0.0000 (0.0000)	0 (0)	0 (0)	0 (0)	0 (0)	0 (0)	0 (0)	0 (0)	0 (0)	0 (0)	0 (0)	NS	0 (0)
Lake Whitefish	0.0000 (0.0000)	0 (0)	0 (0)	0 (0)	0 (0)	0 (0)	0 (0)	0 (0)	0 (0)	0 (0)	0 (0)	NS	0 (0)
Largemouth Bass	0.0015 (0.0062)	0 (0)	0 (0)	0 (0)	0 (0)	26 (61)	129 (256)	0 (0)	12 (24)	0 (0)	0 (0)	NS	167 (245)
Muskellunge	0.0000 (0.0000)	0 (0)	0 (0)	0 (0)	0 (0)	0 (0)	0 (0)	0 (0)	0 (0)	0 (0)	0 (0)	NS	0 (0)
Northern Pike	0.0021 (0.0026)	15 (34)	0 (0)	0 (0)	0 (0)	0 (0)	17 (33)	191 (209)	12 (24)	0 (0)	0 (0)	NS	235 (216)
Other	0.0005 (0.0070)	0 (0)	0 (0)	0 (0)	0 (0)	6 (13)	51 (100)	0 (0)	0 (0)	0 (0)	0 (0)	NS	57 (101)
Pink Salmon	0.0000 (0.0000)	0 (0)	0 (0)	0 (0)	0 (0)	0 (0)	0 (0)	0 (0)	0 (0)	0 (0)	0 (0)	NS	0 (0)
Pumpkinseed	0.0000 (0.0000)	0 (0)	0 (0)	0 (0)	0 (0)	0 (0)	0 (0)	0 (0)	0 (0)	0 (0)	0 (0)	NS	0 (0)
Rainbow Trout	0.0000 (0.0000)	0 (0)	0 (0)	0 (0)	0 (0)	0 (0)	0 (0)	0 (0)	0 (0)	0 (0)	0 (0)	NS	0 (0)
Rock Bass	0.0000 (0.0000)	0 (0)	0 (0)	0 (0)	0 (0)	0 (0)	0 (0)	0 (0)	0 (0)	0 (0)	0 (0)	NS	0 (0)
Round whitefish	0.0000 (0.0000)	0 (0)	0 (0)	0 (0)	0 (0)	0 (0)	0 (0)	0 (0)	0 (0)	0 (0)	0 (0)	NS	0 (0)
Smallmouth bass	0.0003 (0.0014)	0 (0)	0 (0)	0 (0)	0 (0)	0 (0)	0 (0)	33 (65)	0 (0)	0 (0)	0 (0)	NS	33 (65)
Walleye	0.1320 (0.0542)	62 (61)	0 (0)	0 (0)	0 (0)	0 (0)	499 (554)	9,686 (3,468)	4,130 (2,093)	62 (97)	0 (0)	NS	14,439 (4,090)
White bass	0.0003 (0.0013)	0 (0)	0 (0)	0 (0)	0 (0)	0 (0)	0 (0)	29 (58)	0 (0)	0 (0)	0 (0)	NS	29 (58)
White perch	0.0056 (0.0960)	0 (0)	0 (0)	0 (0)	615 (935)	0 (0)	0 (0)	0 (0)	0 (0)	0 (0)	0 (0)	NS	615 (935)
Yellow perch	0.4301 (0.3270)	0 (0)	15 (32)	73 (146)	28,410 (30,630)	0 (0)	1,655 (3,026)	1,105 (1,673)	2,659 (3,254)	12,087 (9,444)	1,024 (1,290)	NS	47,029 (32,429)
Angler Hrs		2,322 (896)	108 (88)	245 (391)	10,827 (7,461)	2,045 (1,751)	14,890 (6,480)	46,472 (14,947)	23,914 (10,726)	6,708 (3,913)	1,819 (1,429)	NS	109,349 (48,082)
Angler Trips		457 (232)	19 (17)	78 (107)	4,229 (2,847)	687 (687)	3,158 (1,500)	8,813 (2,862)	4,044 (1,877)	1,236 (738)	712 (598)	NS	23,433 (17,099)
Angler Days		583 (284)	19 (17)	104 (147)	6,368 (4,063)	520 (538)	2,867 (1,345)	8,616 (2,793)	3,965 (1,834)	1,236 (738)	587 (488)	NS	24,865 (16,573)

Table B.128.—Sebewaing to Sand Point (Site 288) for 2001. “NS” means not sampled.

Species	Harvest per hr	Jan	Feb	Mar	Apr	May	Jun	Jul	Aug	Sep	Oct	Nov	Season
Brown Trout	0.0000 (0.0000)	0 (0)	0 (0)	0 (0)	0 (0)	0 (0)	0 (0)	0 (0)	0 (0)	0 (0)	0 (0)	NS	0 (0)
Channel Catfish	0.0132 (0.0269)	0 (0)	0 (0)	0 (0)	0 (0)	635 (876)	257 (351)	166 (142)	28 (56)	6 (11)	0 (0)	NS	1,091 (956)
Chinook Salmon	0.0000 (0.0000)	0 (0)	0 (0)	0 (0)	0 (0)	0 (0)	0 (0)	0 (0)	0 (0)	0 (0)	0 (0)	NS	0 (0)
Coho Salmon	0.0000 (0.0000)	0 (0)	0 (0)	0 (0)	0 (0)	0 (0)	0 (0)	0 (0)	0 (0)	0 (0)	0 (0)	NS	0 (0)
Freshwater Drum	0.0034 (0.0075)	0 (0)	0 (0)	0 (0)	0 (0)	36 (71)	153 (209)	26 (52)	69 (119)	0 (0)	0 (0)	NS	284 (256)
Lake Trout	0.0000 (0.0000)	0 (0)	0 (0)	0 (0)	0 (0)	0 (0)	0 (0)	0 (0)	0 (0)	0 (0)	0 (0)	NS	0 (0)
Lake Whitefish	0.0000 (0.0000)	0 (0)	0 (0)	0 (0)	0 (0)	0 (0)	0 (0)	0 (0)	0 (0)	0 (0)	0 (0)	NS	0 (0)
Largemouth Bass	0.0015 (0.0121)	0 (0)	0 (0)	0 (0)	0 (0)	32 (49)	89 (94)	0 (0)	0 (0)	0 (0)	0 (0)	NS	120 (106)
Muskellunge	0.0000 (0.0000)	0 (0)	0 (0)	0 (0)	0 (0)	0 (0)	0 (0)	0 (0)	0 (0)	0 (0)	0 (0)	NS	0 (0)
Northern Pike	0.0121 (0.0152)	280 (198)	664 (467)	0 (0)	0 (0)	0 (0)	48 (56)	0 (0)	0 (0)	0 (0)	12 (25)	NS	1,004 (511)
Other	0.0035 (0.0128)	11 (20)	0 (0)	0 (0)	25 (49)	242 (459)	0 (0)	13 (26)	0 (0)	0 (0)	0 (0)	NS	291 (379)
Pink Salmon	0.0000 (0.0000)	0 (0)	0 (0)	0 (0)	0 (0)	0 (0)	0 (0)	0 (0)	0 (0)	0 (0)	0 (0)	NS	0 (0)
Pumpkinseed	0.0005 (0.0108)	41 (81)	0 (0)	0 (0)	0 (0)	0 (0)	0 (0)	0 (0)	0 (0)	0 (0)	0 (0)	NS	41 (81)
Rainbow Trout	0.0000 (0.0000)	0 (0)	0 (0)	0 (0)	0 (0)	0 (0)	0 (0)	0 (0)	0 (0)	0 (0)	0 (0)	NS	0 (0)
Rock Bass	0.0010 (0.0068)	0 (0)	0 (0)	9 (12)	11 (22)	47 (73)	16 (32)	0 (0)	0 (0)	0 (0)	0 (0)	NS	83 (83)
Round whitefish	0.0000 (0.0000)	0 (0)	0 (0)	0 (0)	0 (0)	0 (0)	0 (0)	0 (0)	0 (0)	0 (0)	0 (0)	NS	0 (0)
Smallmouth bass	0.0000 (0.0000)	0 (0)	0 (0)	0 (0)	0 (0)	0 (0)	0 (0)	0 (0)	0 (0)	0 (0)	0 (0)	NS	0 (0)
Walleye	0.0459 (0.0338)	14 (21)	0 (0)	0 (0)	0 (0)	29 (44)	371 (246)	3,046 (1,149)	336 (289)	0 (0)	0 (0)	NS	3,796 (1,210)
White bass	0.0000 (0.0000)	0 (0)	0 (0)	0 (0)	0 (0)	0 (0)	0 (0)	0 (0)	0 (0)	0 (0)	0 (0)	NS	0 (0)
White perch	0.0001 (0.0018)	0 (0)	0 (0)	0 (0)	0 (0)	0 (0)	8 (16)	0 (0)	0 (0)	0 (0)	0 (0)	NS	8 (16)
Yellow perch	0.4713 (0.2131)	4,300 (3,287)	3,848 (1,930)	8,672 (5,182)	7,555 (8,807)	14 (23)	5,311 (3,336)	649 (654)	5,147 (4,274)	3,257 (2,158)	258 (494)	NS	39,012 (12,061)
Angler Hrs		14,707 (6,530)	22,328 (1,524)	3,619 (1,717)	4,716 (4,597)	4,148 (3,920)	9,129 (3,358)	14,646 (4,359)	7,592 (3,282)	1,515 (851)	380 (528)	NS	82,780 (30,665)
Angler Trips		2,745 (1,313)	6,096 (315)	625 (279)	1,359 (1,343)	1,045 (1,039)	2,076 (1,045)	2,820 (859)	1,455 (657)	243 (149)	107 (147)	NS	18,571 (18,264)
Angler Days		3,037 (1,497)	6,120 (321)	821 (353)	1,866 (1,812)	827 (845)	1,941 (843)	2,704 (824)	1,429 (646)	243 (149)	89 (118)	NS	19,077 (17,792)

Table B.129.--Sand Point to Port Austin (site 236) for 2001. "NS" means not sampled.

Species	Harvest per hr	Jan	Feb	Mar	Apr	May	Jun	Jul	Aug	Sep	Oct	Nov	Season
Brown Trout	0.0010 (0.0013)	0 (0)	0 (0)	0 (0)	0 (0)	0 (0)	14 (29)	33 (48)	36 (71)	57 (87)	0 (0)	NS	142 (125)
Channel Catfish	0.0013 (0.0026)	0 (0)	0 (0)	0 (0)	0 (0)	0 (0)	55 (122)	79 (102)	35 (49)	0 (0)	0 (0)	NS	169 (167)
Chinook Salmon	0.0318 (0.0117)	0 (0)	0 (0)	0 (0)	80 (133)	839 (706)	565 (364)	869 (428)	1,384 (692)	462 (506)	99 (142)	NS	4,298 (1,249)
Coho Salmon	0.0002 (0.0009)	0 (0)	0 (0)	0 (0)	0 (0)	0 (0)	0 (0)	26 (38)	0 (0)	0 (0)	0 (0)	NS	26 (38)
Freshwater Drum	0.0031 (0.0073)	0 (0)	0 (0)	0 (0)	0 (0)	0 (0)	0 (0)	343 (446)	69 (139)	0 (0)	0 (0)	NS	413 (468)
Lake Trout	0.0363 (0.0198)	0 (0)	0 (0)	0 (0)	0 (0)	696 (530)	3,287 (1,823)	516 (286)	406 (244)	0 (0)	0 (0)	NS	4,905 (1,935)
Lake Whitefish	0.0000 (0.0000)	0 (0)	0 (0)	0 (0)	0 (0)	0 (0)	0 (0)	0 (0)	0 (0)	0 (0)	0 (0)	NS	0 (0)
Largemouth Bass	0.0000 (0.0000)	0 (0)	0 (0)	0 (0)	0 (0)	0 (0)	0 (0)	0 (0)	0 (0)	0 (0)	0 (0)	NS	0 (0)
Muskellunge	0.0000 (0.0000)	0 (0)	0 (0)	0 (0)	0 (0)	0 (0)	0 (0)	0 (0)	0 (0)	0 (0)	0 (0)	NS	0 (0)
Northern Pike	0.0008 (0.0282)	1 (3)	0 (0)	0 (0)	112 (211)	0 (0)	0 (0)	0 (0)	0 (0)	0 (0)	0 (0)	NS	114 (211)
Other	0.0019 (0.0170)	0 (0)	0 (0)	0 (0)	128 (260)	0 (0)	130 (265)	0 (0)	0 (0)	0 (0)	0 (0)	NS	259 (371)
Pink Salmon	0.0026 (0.0026)	0 (0)	0 (0)	0 (0)	0 (0)	93 (190)	188 (183)	40 (60)	35 (50)	0 (0)	0 (0)	NS	355 (275)
Pumpkinseed	0.0001 (0.0167)	20 (35)	0 (0)	0 (0)	0 (0)	0 (0)	0 (0)	0 (0)	0 (0)	0 (0)	0 (0)	NS	20 (35)
Rainbow Trout	0.0058 (0.0028)	0 (0)	0 (0)	0 (0)	3 (6)	139 (132)	159 (140)	259 (183)	159 (135)	57 (86)	0 (0)	NS	778 (310)
Rock Bass	0.0002 (0.0912)	0 (0)	0 (0)	0 (0)	0 (0)	0 (0)	25 (50)	0 (0)	0 (0)	0 (0)	0 (0)	NS	25 (50)
Round whitefish	0.0000 (0.0000)	0 (0)	0 (0)	0 (0)	0 (0)	0 (0)	0 (0)	0 (0)	0 (0)	0 (0)	0 (0)	NS	0 (0)
Smallmouth bass	0.0002 (0.0009)	0 (0)	0 (0)	0 (0)	0 (0)	0 (0)	14 (30)	13 (26)	0 (0)	0 (0)	0 (0)	NS	27 (40)
Walleye	0.0550 (0.0298)	3 (6)	0 (0)	0 (0)	112 (247)	0 (0)	909 (747)	5,845 (2,260)	568 (592)	0 (0)	0 (0)	NS	7,437 (2,465)
White bass	0.0000 (0.0000)	0 (0)	0 (0)	0 (0)	0 (0)	0 (0)	0 (0)	0 (0)	0 (0)	0 (0)	0 (0)	NS	0 (0)
White perch	0.0000 (0.0000)	0 (0)	0 (0)	0 (0)	0 (0)	0 (0)	0 (0)	0 (0)	0 (0)	0 (0)	0 (0)	NS	0 (0)
Yellow perch	0.0644 (0.0464)	1,944 (2,203)	24 (27)	160 (193)	888 (1,253)	229 (238)	583 (1,133)	560 (486)	2,322 (2,829)	1,872 (2,806)	118 (202)	NS	8,700 (4,810)
Angler Hrs		4,228 (2,685)	12 (4)	140 (99)	9,834 (8,405)	20,910 (8,371)	22,147 (9,700)	45,817 (12,823)	19,861 (6,189)	11,470 (6,951)	759 (926)	NS	135,179 (56,155)
Angler Trips		956 (653)	4 (4)	44 (23)	2,387 (2,130)	3,771 (1,616)	3,892 (1,710)	8,228 (2,395)	3,985 (1,272)	2,342 (1,390)	209 (205)	NS	25,818 (19,781)
Angler Days		787 (582)	3 (3)	37 (16)	1,642 (1,502)	3,028 (1,377)	3,177 (1,413)	7,151 (2,107)	3,368 (1,109)	1,898 (1,157)	161 (174)	NS	21,252 (18,532)

Table B.130.--Saginaw Bay all sites combined for 2002. "NS" means not sampled.

Species	Harvest per hr	Jan	Feb	Mar	Apr	May	Jun	Jul	Aug	Sep	Oct	Nov	Season
Brown Trout	0.0027 (0.0008)	20 (31)	176 (213)	430 (384)	1,600 (948)	332 (218)	46 (49)	457 (312)	298 (233)	245 (176)	150 (23)	NS	3,755 (1,151)
Channel Catfish	0.0116 (0.0042)	0 (0)	0 (0)	0 (0)	1,451 (1,240)	1,824 (932)	3,008 (1,713)	6,229 (3,736)	2,666 (3,551)	912 (666)	0 (0)	NS	16,090 (5,688)
Chinook Salmon	0.0166 (0.0031)	0 (0)	0 (0)	0 (0)	0 (0)	1,757 (969)	2,466 (1,098)	5,215 (1,766)	8,158 (2,995)	4,044 (1,434)	1,373 (789)	NS	23,013 (4,113)
Coho Salmon	0.0009 (0.0005)	0 (0)	0 (0)	0 (0)	0 (0)	215 (274)	243 (180)	422 (316)	373 (555)	1 (0)	5 (9)	NS	1,259 (718)
Freshwater Drum	0.0015 (0.0007)	0 (0)	0 (0)	0 (0)	0 (0)	524 (287)	30 (35)	630 (493)	720 (785)	168 (157)	0 (0)	NS	2,072 (984)
Lake Trout	0.0046 (0.0014)	0 (0)	0 (0)	0 (0)	0 (0)	1,730 (766)	2,429 (1,404)	1,111 (822)	981 (581)	202 (262)	0 (0)	NS	6,453 (1,908)
Lake Whitefish	0.0006 (0.0010)	0 (0)	0 (0)	0 (0)	0 (0)	0 (0)	0 (0)	797 (1,335)	0 (0)	0 (0)	22 (44)	NS	819 (1,336)
Largemouth Bass	0.0002 (0.0003)	0 (0)	0 (0)	0 (0)	0 (0)	271 (339)	46 (68)	28 (40)	0 (0)	0 (0)	0 (0)	NS	345 (349)
Muskellunge	0.0000 (0.0000)	0 (0)	0 (0)	0 (0)	0 (0)	0 (0)	0 (0)	0 (0)	0 (0)	0 (0)	0 (0)	NS	0 (0)
Northern Pike	0.0012 (0.0004)	694 (367)	301 (190)	198 (164)	25 (50)	86 (132)	111 (137)	142 (121)	40 (77)	123 (147)	0 (0)	NS	1,720 (528)
Other	0.0025 (0.0040)	0 (0)	0 (0)	57 (88)	611 (959)	51 (54)	2,714 (5,460)	0 (0)	0 (0)	0 (0)	0 (0)	NS	3,433 (5,545)
Pink Salmon	0.0002 (0.0002)	0 (0)	0 (0)	0 (0)	0 (0)	0 (0)	82 (142)	156 (223)	0 (0)	0 (0)	0 (0)	NS	238 (264)
Pumpkinseed	0.0004 (0.0008)	0 (0)	560 (1,072)	0 (0)	0 (0)	0 (0)	0 (0)	0 (0)	0 (0)	0 (0)	0 (0)	NS	560 (1,072)
Rainbow Trout	0.0017 (0.0005)	0 (0)	0 (0)	18 (21)	275 (187)	185 (171)	188 (154)	1,059 (468)	355 (231)	199 (199)	70 (43)	NS	2,349 (634)
Rock Bass	0.0003 (0.0001)	0 (0)	0 (0)	0 (0)	0 (0)	113 (19)	179 (143)	23 (41)	100 (95)	0 (0)	0 (0)	NS	415 (177)
Round whitefish	0.0001 (0.0001)	29 (43)	16 (31)	64 (98)	0 (0)	0 (0)	0 (0)	0 (0)	0 (0)	0 (0)	0 (0)	NS	109 (111)
Smallmouth bass	0.0011 (0.0005)	39 (77)	0 (0)	0 (0)	0 (0)	758 (547)	140 (193)	195 (191)	337 (382)	0 (0)	0 (0)	NS	1,469 (724)
Walleye	0.0464 (0.0068)	2,667 (2,107)	2,613 (1,311)	2,936 (2,228)	7,689 (2,224)	2,896 (1,151)	4,934 (1,858)	33,903 (6,906)	5,482 (2,242)	1,196 (817)	163 (185)	NS	64,479 (8,617)
White bass	0.0006 (0.0003)	0 (0)	0 (0)	0 (0)	22 (46)	775 (449)	0 (0)	43 (85)	0 (0)	0 (0)	0 (0)	NS	840 (459)
White perch	0.0001 (0.0001)	0 (0)	0 (0)	21 (45)	52 (83)	0 (0)	2 (3)	35 (4)	0 (0)	0 (0)	0 (0)	NS	110 (107)
Yellow perch	0.6033 (0.0768)	282,193 (62,800)	99,491 (24,397)	108,624 (24,630)	78,223 (43,181)	180 (153)	9,485 (6,417)	51,240 (16,540)	91,085 (29,672)	90,979 (24,799)	26,655 (9,187)	NS	838,155 (94,366)
Angler Hrs		228,970 (43,440)	93,908 (13,719)	68,856 (16,638)	97,760 (16,294)	65,032 (10,740)	148,660 (24,644)	345,582 (42,850)	179,899 (30,647)	134,668 (23,557)	25,920 (4,189)	NS	1,389,255 (81,781)
Angler Trips		57,601 (9,233)	24,121 (2,999)	19,511 (3,115)	25,844 (4,811)	15,783 (2,537)	29,276 (4,829)	64,300 (8,067)	36,206 (6,320)	27,188 (4,760)	6,874 (1,668)	NS	306,704 (20,157)
Angler Days		56,807 (8,409)	24,376 (2,754)	21,111 (2,422)	25,235 (4,092)	13,512 (2,273)	26,641 (4,408)	60,891 (7,732)	34,292 (6,052)	24,513 (4,347)	5,959 (1,404)	NS	293,337 (17,677)

Table B.131.--Tawas (Site 250) for 2002. "NS" means not sampled.

Species	Harvest per hr	Jan	Feb	Mar	Apr	May	Jun	Jul	Aug	Sep	Oct	Nov	Season
Brown Trout	0.0131 (0.0044)	20 (31)	176 (296)	222 (305)	462 (365)	169 (166)	46 (49)	457 (312)	152 (154)	154 (136)	150 (31)	NS	2,009 (593)
Channel Catfish	0.0005 (0.0015)	0 (0)	0 (0)	0 (0)	0 (0)	0 (0)	5 (9)	26 (53)	0 (0)	39 (57)	0 (0)	NS	70 (78)
Chinook Salmon	0.0462 (0.0187)	0 (0)	0 (0)	0 (0)	0 (0)	98 (133)	645 (304)	2,028 (873)	2,041 (904)	2,199 (958)	66 (52)	NS	7,077 (1,587)
Coho Salmon	0.0049 (0.0078)	0 (0)	0 (0)	0 (0)	0 (0)	118 (237)	79 (62)	239 (233)	306 (549)	1 (0)	5 (9)	NS	748 (645)
Freshwater Drum	0.0000 (0.1414)	0 (0)	0 (0)	0 (0)	0 (0)	0 (0)	5 (9)	0 (0)	0 (0)	0 (0)	0 (0)	NS	5 (9)
Lake Trout	0.0063 (0.0044)	0 (0)	0 (0)	0 (0)	0 (0)	352 (265)	444 (276)	122 (145)	27 (24)	20 (39)	0 (0)	NS	965 (411)
Lake Whitefish	0.0001 (0.0274)	0 (0)	0 (0)	0 (0)	0 (0)	0 (0)	0 (0)	0 (0)	0 (0)	0 (0)	22 (44)	NS	22 (44)
Largemouth Bass	0.0000 (0.1414)	0 (0)	0 (0)	0 (0)	0 (0)	0 (0)	5 (9)	0 (0)	0 (0)	0 (0)	0 (0)	NS	5 (9)
Muskellunge	0.0000 (0.0000)	0 (0)	0 (0)	0 (0)	0 (0)	0 (0)	0 (0)	0 (0)	0 (0)	0 (0)	0 (0)	NS	0 (0)
Northern Pike	0.0061 (0.0081)	303 (171)	282 (186)	198 (229)	25 (50)	0 (0)	0 (0)	0 (0)	0 (0)	123 (181)	0 (0)	NS	932 (338)
Other	0.0004 (0.0141)	0 (0)	0 (0)	57 (88)	0 (0)	0 (0)	0 (0)	0 (0)	0 (0)	0 (0)	0 (0)	NS	57 (88)
Pink Salmon	0.0009 (0.0029)	0 (0)	0 (0)	0 (0)	0 (0)	0 (0)	82 (142)	53 (76)	0 (0)	0 (0)	0 (0)	NS	134 (161)
Pumpkinseed	0.0000 (0.0000)	0 (0)	0 (0)	0 (0)	0 (0)	0 (0)	0 (0)	0 (0)	0 (0)	0 (0)	0 (0)	NS	0 (0)
Rainbow Trout	0.0057 (0.0036)	0 (0)	0 (0)	18 (21)	180 (183)	0 (0)	24 (34)	451 (295)	75 (68)	60 (78)	70 (51)	NS	878 (342)
Rock Bass	0.0014 (0.1730)	0 (0)	0 (0)	0 (0)	0 (0)	0 (0)	122 (129)	23 (41)	74 (86)	0 (0)	0 (0)	NS	219 (161)
Round whitefish	0.0007 (0.0049)	29 (59)	16 (31)	64 (98)	0 (0)	0 (0)	0 (0)	0 (0)	0 (0)	0 (0)	0 (0)	NS	109 (111)
Smallmouth bass	0.0006 (0.0093)	0 (0)	0 (0)	0 (0)	0 (0)	0 (0)	89 (175)	0 (0)	0 (0)	0 (0)	0 (0)	NS	89 (164)
Walleye	0.0106 (0.0054)	16 (20)	68 (101)	727 (613)	317 (474)	27 (45)	59 (84)	291 (318)	74 (92)	39 (57)	0 (0)	NS	1,618 (743)
White bass	0.0000 (0.0000)	0 (0)	0 (0)	0 (0)	0 (0)	0 (0)	0 (0)	0 (0)	0 (0)	0 (0)	0 (0)	NS	0 (0)
White perch	0.0001 (0.0092)	0 (0)	0 (0)	21 (45)	0 (0)	0 (0)	0 (0)	0 (0)	0 (0)	0 (0)	0 (0)	NS	21 (45)
Yellow perch	0.2563 (0.0821)	11,708 (6,876)	18,477 (10,535)	5,658 (3,792)	976 (824)	167 (151)	628 (1,052)	484 (584)	175 (300)	1,003 (1,210)	0 (0)	NS	39,276 (10,073)
Angler Hrs		11,902 (5,044)	16,015 (6,176)	12,204 (5,538)	9,562 (4,202)	6,691 (2,988)	17,970 (5,809)	39,639 (11,678)	20,200 (5,622)	16,755 (5,573)	2,295 (821)	NS	153,233 (53,449)
Angler Trips		2,927 (1,278)	3,412 (1,398)	2,793 (1,403)	1,909 (1,008)	1,837 (920)	3,933 (1,380)	9,104 (2,826)	5,358 (1,614)	3,913 (1,463)	691 (339)	NS	35,877 (29,501)
Angler Days		3,368 (1,458)	4,034 (1,626)	3,109 (1,513)	2,566 (1,320)	1,427 (716)	3,668 (1,257)	8,791 (2,738)	4,855 (1,507)	3,488 (1,319)	541 (267)	NS	35,847 (28,762)

Table B.132.--Au Gres (Site 255) for 2002. "NS" means not sampled.

Species	Harvest per hr	Jan	Feb	Mar	Apr	May	Jun	Jul	Aug	Sep	Oct	Nov	Season
Brown Trout	0.0035 (0.0252)	0 (0)	0 (0)	208 (330)	1,132 (893)	163 (146)	0 (0)	0 (0)	0 (0)	0 (0)	0 (0)	NS	1,503 (964)
Channel Catfish	0.0105 (0.0112)	0 (0)	0 (0)	0 (0)	0 (0)	704 (0)	558 (573)	2,372 (2,698)	669 (857)	256 (306)	0 (0)	NS	4,559 (2,715)
Chinook Salmon	0.0009 (0.0013)	0 (0)	0 (0)	0 (0)	0 (0)	0 (0)	0 (0)	38 (76)	92 (142)	167 (185)	76 (150)	NS	374 (287)
Coho Salmon	0.0000 (0.0000)	0 (0)	0 (0)	0 (0)	0 (0)	0 (0)	0 (0)	0 (0)	0 (0)	0 (0)	0 (0)	NS	0 (0)
Freshwater Drum	0.0016 (0.0023)	0 (0)	0 (0)	0 (0)	0 (0)	19 (38)	25 (34)	427 (457)	149 (217)	62 (89)	0 (0)	NS	683 (511)
Lake Trout	0.0000 (0.0000)	0 (0)	0 (0)	0 (0)	0 (0)	0 (0)	0 (0)	0 (0)	0 (0)	0 (0)	0 (0)	NS	0 (0)
Lake Whitefish	0.0004 (0.0031)	0 (0)	0 (0)	0 (0)	0 (0)	0 (0)	0 (0)	154 (304)	0 (0)	0 (0)	0 (0)	NS	154 (304)
Largemouth Bass	0.0000 (0.0000)	0 (0)	0 (0)	0 (0)	0 (0)	0 (0)	0 (0)	0 (0)	0 (0)	0 (0)	0 (0)	NS	0 (0)
Muskellunge	0.0000 (0.0000)	0 (0)	0 (0)	0 (0)	0 (0)	0 (0)	0 (0)	0 (0)	0 (0)	0 (0)	0 (0)	NS	0 (0)
Northern Pike	0.0002 (0.0007)	25 (51)	0 (0)	0 (0)	0 (0)	19 (38)	0 (0)	43 (85)	0 (0)	0 (0)	0 (0)	NS	87 (106)
Other	0.0000 (0.0000)	0 (0)	0 (0)	0 (0)	0 (0)	0 (0)	0 (0)	0 (0)	0 (0)	0 (0)	0 (0)	NS	0 (0)
Pink Salmon	0.0000 (0.0000)	0 (0)	0 (0)	0 (0)	0 (0)	0 (0)	0 (0)	0 (0)	0 (0)	0 (0)	0 (0)	NS	0 (0)
Pumpkinseed	0.0000 (0.0000)	0 (0)	0 (0)	0 (0)	0 (0)	0 (0)	0 (0)	0 (0)	0 (0)	0 (0)	0 (0)	NS	0 (0)
Rainbow Trout	0.0006 (0.0011)	0 (0)	0 (0)	0 (0)	95 (135)	19 (39)	0 (0)	85 (124)	44 (89)	0 (0)	0 (0)	NS	243 (207)
Rock Bass	0.0000 (0.0673)	0 (0)	0 (0)	0 (0)	0 (0)	0 (0)	20 (34)	0 (0)	0 (0)	0 (0)	0 (0)	NS	20 (31)
Round whitefish	0.0000 (0.0000)	0 (0)	0 (0)	0 (0)	0 (0)	0 (0)	0 (0)	0 (0)	0 (0)	0 (0)	0 (0)	NS	0 (0)
Smallmouth bass	0.0010 (0.0021)	0 (0)	0 (0)	0 (0)	0 (0)	0 (0)	51 (103)	43 (86)	330 (381)	0 (0)	0 (0)	NS	424 (404)
Walleye	0.0291 (0.0147)	0 (0)	0 (0)	46 (68)	1,715 (1,461)	520 (388)	1,229 (1,101)	6,638 (3,194)	2,079 (1,500)	381 (321)	6 (11)	NS	12,614 (3,993)
White bass	0.0001 (0.0009)	0 (0)	0 (0)	0 (0)	0 (0)	0 (0)	0 (0)	43 (85)	0 (0)	0 (0)	0 (0)	NS	43 (85)
White perch	0.0000 (0.0000)	0 (0)	0 (0)	0 (0)	0 (0)	0 (0)	0 (0)	0 (0)	0 (0)	0 (0)	0 (0)	NS	0 (0)
Yellow perch	1.1279 (0.2497)	181,676 (73,311)	43,650 (26,638)	44,173 (30,044)	66,620 (43,193)	0 (0)	93 (137)	27,642 (13,388)	55,692 (27,201)	61,404 (23,128)	7,936 (6,944)	NS	488,885 (82,141)
Angler Hrs		87,822 (30,310)	18,631 (8,720)	13,341 (8,363)	40,434 (18,548)	11,172 (5,170)	37,928 (15,832)	99,047 (31,790)	61,050 (24,892)	55,905 (19,541)	8,106 (2,566)	NS	433,438 (165,733)
Angler Trips		22,378 (7,892)	5,763 (2,810)	4,233 (2,819)	12,025 (6,207)	3,356 (1,301)	5,821 (2,620)	17,566 (5,877)	12,224 (5,073)	12,168 (3,912)	2,860 (2,025)	NS	98,394 (86,749)
Angler Days		21,420 (7,639)	5,476 (2,726)	3,765 (2,587)	10,291 (5,423)	2,447 (1,044)	5,539 (2,486)	16,911 (5,688)	11,838 (4,924)	11,030 (3,616)	2,269 (1,637)	NS	90,986 (85,337)

Table B.133.--Saganing Creek to mouth of Saginaw River (Site 260) for 2002. "NS" means not sampled.

Species	Harvest per hr	Jan	Feb	Mar	Apr	May	Jun	Jul	Aug	Sep	Oct	Nov	Season
Brown Trout	0.0000 (0.0000)	0 (0)	0 (0)	0 (0)	0 (0)	0 (0)	0 (0)	0 (0)	0 (0)	0 (0)	0 (0)	NS	0 (0)
Channel Catfish	0.0187 (0.0252)	0 (0)	0 (0)	0 (0)	193 (303)	292 (603)	843 (839)	693 (1,403)	1,778 (3,438)	348 (533)	0 (0)	NS	4,146 (3,903)
Chinook Salmon	0.0000 (0.0000)	0 (0)	0 (0)	0 (0)	0 (0)	0 (0)	0 (0)	0 (0)	0 (0)	0 (0)	0 (0)	NS	0 (0)
Coho Salmon	0.0000 (0.0000)	0 (0)	0 (0)	0 (0)	0 (0)	0 (0)	0 (0)	0 (0)	0 (0)	0 (0)	0 (0)	NS	0 (0)
Freshwater Drum	0.0000 (0.0000)	0 (0)	0 (0)	0 (0)	0 (0)	0 (0)	0 (0)	0 (0)	0 (0)	0 (0)	0 (0)	NS	0 (0)
Lake Trout	0.0000 (0.0000)	0 (0)	0 (0)	0 (0)	0 (0)	0 (0)	0 (0)	0 (0)	0 (0)	0 (0)	0 (0)	NS	0 (0)
Lake Whitefish	0.0029 (0.0217)	0 (0)	0 (0)	0 (0)	0 (0)	0 (0)	0 (0)	643 (1,300)	0 (0)	0 (0)	0 (0)	NS	643 (1,300)
Largemouth Bass	0.0000 (0.0000)	0 (0)	0 (0)	0 (0)	0 (0)	0 (0)	0 (0)	0 (0)	0 (0)	0 (0)	0 (0)	NS	0 (0)
Muskellunge	0.0000 (0.0000)	0 (0)	0 (0)	0 (0)	0 (0)	0 (0)	0 (0)	0 (0)	0 (0)	0 (0)	0 (0)	NS	0 (0)
Northern Pike	0.0002 (0.0037)	31 (62)	19 (40)	0 (0)	0 (0)	0 (0)	0 (0)	0 (0)	0 (0)	0 (0)	0 (0)	NS	50 (74)
Other	0.0000 (0.0000)	0 (0)	0 (0)	0 (0)	0 (0)	0 (0)	0 (0)	0 (0)	0 (0)	0 (0)	0 (0)	NS	0 (0)
Pink Salmon	0.0000 (0.0000)	0 (0)	0 (0)	0 (0)	0 (0)	0 (0)	0 (0)	0 (0)	0 (0)	0 (0)	0 (0)	NS	0 (0)
Pumpkinseed	0.0000 (0.0000)	0 (0)	0 (0)	0 (0)	0 (0)	0 (0)	0 (0)	0 (0)	0 (0)	0 (0)	0 (0)	NS	0 (0)
Rainbow Trout	0.0000 (0.0000)	0 (0)	0 (0)	0 (0)	0 (0)	0 (0)	0 (0)	0 (0)	0 (0)	0 (0)	0 (0)	NS	0 (0)
Rock Bass	0.0000 (0.0000)	0 (0)	0 (0)	0 (0)	0 (0)	0 (0)	0 (0)	0 (0)	0 (0)	0 (0)	0 (0)	NS	0 (0)
Round whitefish	0.0000 (0.0000)	0 (0)	0 (0)	0 (0)	0 (0)	0 (0)	0 (0)	0 (0)	0 (0)	0 (0)	0 (0)	NS	0 (0)
Smallmouth bass	0.0029 (0.0748)	0 (0)	0 (0)	0 (0)	0 (0)	632 (503)	0 (0)	0 (0)	0 (0)	0 (0)	0 (0)	NS	632 (503)
Walleye	0.0774 (0.0322)	0 (0)	232 (178)	0 (0)	497 (498)	524 (459)	2,065 (1,297)	10,896 (4,731)	2,373 (1,546)	386 (341)	157 (185)	NS	17,129 (5,205)
White bass	0.0001 (0.0078)	0 (0)	0 (0)	0 (0)	0 (0)	29 (58)	0 (0)	0 (0)	0 (0)	0 (0)	0 (0)	NS	29 (58)
White perch	0.0000 (0.0000)	0 (0)	0 (0)	0 (0)	0 (0)	0 (0)	0 (0)	0 (0)	0 (0)	0 (0)	0 (0)	NS	0 (0)
Yellow perch	0.7074 (0.1918)	52,306 (38,558)	18,199 (14,118)	19,181 (12,985)	1,205 (2,716)	0 (0)	4,924 (5,723)	16,511 (8,493)	15,820 (8,596)	18,190 (8,107)	10,131 (6,444)	NS	156,466 (35,015)
Angler Hrs		32,032 (19,615)	8,859 (4,061)	7,495 (5,089)	8,368 (3,955)	7,610 (3,198)	28,548 (11,920)	60,865 (16,261)	34,731 (10,294)	24,586 (8,173)	8,085 (2,896)	NS	221,180 (85,462)
Angler Trips		10,616 (6,499)	2,417 (1,348)	1,912 (1,271)	1,944 (957)	1,533 (685)	5,448 (2,368)	10,730 (3,023)	6,351 (1,972)	4,093 (1,389)	1,750 (647)	NS	46,794 (42,804)
Angler Days		8,386 (5,164)	2,023 (1,249)	1,595 (1,110)	1,944 (957)	1,533 (685)	5,448 (2,368)	10,730 (3,023)	6,351 (1,972)	4,093 (1,389)	1,750 (647)	NS	43,853 (42,804)

Table B.134.—Saginaw River — mouth to confluence with Tittabawassee River (Site 355) for 2002. “NS” means not sampled.

Species	Harvest per hr	Jan	Feb	Mar	Apr	May	Jun	Jul	Aug	Sep	Oct	Nov	Dec	Season
Black crappie	0.0003 (0.0004)	0 (0)	0 (0)	0 (0)	NS	20 (24)	NS	NS	NS	NS	NS	NS	NS	20 (24)
Bluegill	0.0001 (0.0002)	0 (0)	0 (0)	0 (0)	NS	6 (13)	NS	NS	NS	NS	NS	NS	NS	6 (13)
Channel Catfish	0.0015 (0.0013)	0 (0)	0 (0)	0 (0)	NS	110 (79)	NS	NS	NS	NS	NS	NS	NS	110 (79)
Common white sucker	0.0000 (0.0000)	0 (0)	0 (0)	0 (0)	NS	0 (0)	NS	NS	NS	NS	NS	NS	NS	0 (0)
Freshwater Drum	0.0047 (0.0039)	0 (0)	0 (0)	0 (0)	NS	348 (240)	NS	NS	NS	NS	NS	NS	NS	348 (240)
Lake Trout	0.0000 (0.0000)	0 (0)	0 (0)	0 (0)	NS	0 (0)	NS	NS	NS	NS	NS	NS	NS	0 (0)
Lake Whitefish	0.0000 (0.0000)	0 (0)	0 (0)	0 (0)	NS	0 (0)	NS	NS	NS	NS	NS	NS	NS	0 (0)
Largemouth Bass	0.0000 (0.0000)	0 (0)	0 (0)	0 (0)	NS	0 (0)	NS	NS	NS	NS	NS	NS	NS	0 (0)
Northern Pike	0.0000 (0.0000)	0 (0)	0 (0)	0 (0)	NS	0 (0)	NS	NS	NS	NS	NS	NS	NS	0 (0)
Other	0.0007 (0.0008)	0 (0)	0 (0)	0 (0)	NS	51 (54)	NS	NS	NS	NS	NS	NS	NS	51 (54)
Pumpkinseed	0.0000 (0.0000)	0 (0)	0 (0)	0 (0)	NS	0 (0)	NS	NS	NS	NS	NS	NS	NS	0 (0)
Rainbow Trout	0.0000 (0.0000)	0 (0)	0 (0)	0 (0)	NS	0 (0)	NS	NS	NS	NS	NS	NS	NS	0 (0)
Rock Bass	0.0002 (0.0003)	0 (0)	0 (0)	0 (0)	NS	13 (19)	NS	NS	NS	NS	NS	NS	NS	13 (19)
Smallmouth bass	0.0017 (0.0030)	0 (0)	0 (0)	0 (0)	NS	126 (215)	NS	NS	NS	NS	NS	NS	NS	126 (215)
Walleye	0.0711 (0.0525)	1,604 (1,928)	1,692 (1,094)	1,789 (2,159)	NS	175 (183)	NS	NS	NS	NS	NS	NS	NS	5,261 (3,100)
White bass	0.0047 (0.0040)	0 (0)	0 (0)	0 (0)	NS	346 (254)	NS	NS	NS	NS	NS	NS	NS	346 (254)
White perch	0.0000 (0.0000)	0 (0)	0 (0)	0 (0)	NS	0 (0)	NS	NS	NS	NS	NS	NS	NS	0 (0)
Yellow perch	0.0639 (0.0554)	4,135 (3,326)	579 (1,157)	0 (0)	NS	13 (25)	NS	NS	NS	NS	NS	NS	NS	4,727 (3,522)
Angler Hrs		35,431 (27,973)	23,351 (9,108)	11,414 (14,410)	NS	3,750 (1,273)	NS	NS	NS	NS	NS	NS	NS	73,945 (32,783)
Angler Trips		8,931 (6,005)	6,180 (2,215)	2,248 (2,592)	NS	888 (333)	NS	NS	NS	NS	NS	NS	NS	18,247 (6,914)
Angler Days		8,931 (6,005)	6,180 (2,215)	2,248 (2,592)	NS	750 (297)	NS	NS	NS	NS	NS	NS	NS	18,109 (6,912)

Table B.135.—Tittabawassee River — Dow Dam to confluence with the Saginaw River (Site 401) for 2002. “NS” means not sampled.

Species	Harvest per hr	Jan	Feb	Mar	Apr	May	Jun	Jul	Aug	Sep	Oct	Nov	Dec	Season
Black crappie	0.0000 (0.0000)	0 (0)	0 (0)	0 (0)	0 (0)	0 (0)	NS	NS	NS	NS	NS	NS	NS	0 (0)
Bluegill	0.0000 (0.0000)	0 (0)	0 (0)	0 (0)	0 (0)	0 (0)	NS	NS	NS	NS	NS	NS	NS	0 (0)
Channel Catfish	0.0031 (0.0037)	0 (0)	0 (0)	0 (0)	0 (0)	144 (167)	NS	NS	NS	NS	NS	NS	NS	144 (167)
Common white sucker	0.0009 (0.0021)	0 (0)	0 (0)	0 (0)	0 (0)	44 (98)	NS	NS	NS	NS	NS	NS	NS	44 (98)
Freshwater Drum	0.0021 (0.0031)	0 (0)	0 (0)	0 (0)	0 (0)	96 (143)	NS	NS	NS	NS	NS	NS	NS	96 (143)
Northern Pike	0.0014 (0.0027)	0 (0)	0 (0)	0 (0)	0 (0)	67 (126)	NS	NS	NS	NS	NS	NS	NS	67 (126)
Other	0.0000 (0.0000)	0 (0)	0 (0)	0 (0)	0 (0)	0 (0)	NS	NS	NS	NS	NS	NS	NS	0 (0)
Pumpkinseed	0.0000 (0.0000)	0 (0)	0 (0)	0 (0)	0 (0)	0 (0)	NS	NS	NS	NS	NS	NS	NS	0 (0)
Rainbow Trout	0.0000 (0.0000)	0 (0)	0 (0)	0 (0)	0 (0)	0 (0)	NS	NS	NS	NS	NS	NS	NS	0 (0)
Rock Bass	0.0000 (0.0000)	0 (0)	0 (0)	0 (0)	0 (0)	0 (0)	NS	NS	NS	NS	NS	NS	NS	0 (0)
Smallmouth bass	0.0000 (0.0000)	0 (0)	0 (0)	0 (0)	0 (0)	0 (0)	NS	NS	NS	NS	NS	NS	NS	0 (0)
Walleye	0.1650 (0.0590)	829 (831)	534 (691)	226 (210)	5,148 (1,577)	912 (797)	NS	NS	NS	NS	NS	NS	NS	7,649 (2,082)
White bass	0.0091 (0.0082)	0 (0)	0 (0)	0 (0)	22 (46)	400 (366)	NS	NS	NS	NS	NS	NS	NS	422 (368)
White perch	0.0011 (0.0018)	0 (0)	0 (0)	0 (0)	52 (83)	0 (0)	NS	NS	NS	NS	NS	NS	NS	52 (83)
Yellow perch	0.0000 (0.0000)	0 (0)	0 (0)	0 (0)	0 (0)	0 (0)	NS	NS	NS	NS	NS	NS	NS	0 (0)
Angler Hrs		7,936 (8,950)	3,713 (1,753)	2,998 (743)	21,822 (2,074)	9,891 (5,219)	NS	NS	NS	NS	NS	NS	NS	46,360 (10,737)
Angler Trips		1,818 (2,039)	1,001 (379)	587 (286)	4,005 (569)	2,463 (1,314)	NS	NS	NS	NS	NS	NS	NS	9,874 (2,536)
Angler Days		1,818 (2,039)	1,001 (379)	561 (265)	3,516 (583)	2,241 (1,217)	NS	NS	NS	NS	NS	NS	NS	9,137 (2,489)

Table B.136.--Essexville to mouth of Saginaw River (Site 356) for 2002. "NS" means not sampled; "--" means an estimate was incalculable.

Species	Harvest per hr	Jan	Feb	Mar	Apr	May	Jun	Jul	Aug	Sep	Oct	Nov	Season
Brown Trout	0.0000 (0.0000)	0 (0)	0 (0)	0 (0)	0 (0)	0 (0)	0 (0)	0 (0)	0 (0)	0 (0)	0 (0)	NS	0 (0)
Channel Catfish	0.0770 (0.0754)	0 (0)	0 (0)	0 (0)	12 (20)	108 (236)	1,288 (1,409)	2,268 (2,289)	100 (191)	102 (206)	0 (0)	NS	3,878 (2,713)
Chinook Salmon	0.0000 (0.0000)	0 (0)	0 (0)	0 (0)	0 (0)	0 (0)	0 (0)	0 (0)	0 (0)	0 (0)	0 (0)	NS	0 (0)
Coho Salmon	0.0000 (0.0000)	0 (0)	0 (0)	0 (0)	0 (0)	0 (0)	0 (0)	0 (0)	0 (0)	0 (0)	0 (0)	NS	0 (0)
Freshwater Drum	- (-)	0 (0)	0 (0)	0 (0)	0 (0)	31 (0)	0 (0)	0 (0)	0 (0)	0 (0)	0 (0)	NS	- (-)
Lake Trout	0.0000 (0.0000)	0 (0)	0 (0)	0 (0)	0 (0)	0 (0)	0 (0)	0 (0)	0 (0)	0 (0)	0 (0)	NS	0 (0)
Lake Whitefish	0.0000 (0.0000)	0 (0)	0 (0)	0 (0)	0 (0)	0 (0)	0 (0)	0 (0)	0 (0)	0 (0)	0 (0)	NS	0 (0)
Largemouth Bass	0.0000 (0.0000)	0 (0)	0 (0)	0 (0)	0 (0)	0 (0)	0 (0)	0 (0)	0 (0)	0 (0)	0 (0)	NS	0 (0)
Muskellunge	0.0000 (0.0000)	0 (0)	0 (0)	0 (0)	0 (0)	0 (0)	0 (0)	0 (0)	0 (0)	0 (0)	0 (0)	NS	0 (0)
Northern Pike	0.0020 (0.0462)	100 (174)	0 (0)	0 (0)	0 (0)	0 (0)	0 (0)	0 (0)	0 (0)	0 (0)	0 (0)	NS	100 (153)
Other	0.0000 (0.0000)	0 (0)	0 (0)	0 (0)	0 (0)	0 (0)	0 (0)	0 (0)	0 (0)	0 (0)	0 (0)	NS	0 (0)
Pink Salmon	0.0000 (0.0000)	0 (0)	0 (0)	0 (0)	0 (0)	0 (0)	0 (0)	0 (0)	0 (0)	0 (0)	0 (0)	NS	0 (0)
Pumpkinseed	0.0000 (0.0000)	0 (0)	0 (0)	0 (0)	0 (0)	0 (0)	0 (0)	0 (0)	0 (0)	0 (0)	0 (0)	NS	0 (0)
Rainbow Trout	0.0000 (0.0000)	0 (0)	0 (0)	0 (0)	0 (0)	0 (0)	0 (0)	0 (0)	0 (0)	0 (0)	0 (0)	NS	0 (0)
Rock Bass	0.0000 (0.0000)	0 (0)	0 (0)	0 (0)	0 (0)	0 (0)	0 (0)	0 (0)	0 (0)	0 (0)	0 (0)	NS	0 (0)
Round whitefish	0.0000 (0.0000)	0 (0)	0 (0)	0 (0)	0 (0)	0 (0)	0 (0)	0 (0)	0 (0)	0 (0)	0 (0)	NS	0 (0)
Smallmouth bass	0.0008 (0.0532)	39 (77)	0 (0)	0 (0)	0 (0)	0 (0)	0 (0)	0 (0)	0 (0)	0 (0)	0 (0)	NS	39 (77)
Walleye	0.0580 (0.0322)	218 (234)	87 (87)	146 (133)	12 (25)	582 (508)	539 (433)	1,260 (896)	80 (106)	0 (0)	0 (0)	NS	2,924 (1,146)
White bass	0.0000 (0.0000)	0 (0)	0 (0)	0 (0)	0 (0)	0 (0)	0 (0)	0 (0)	0 (0)	0 (0)	0 (0)	NS	0 (0)
White perch	0.0000 (0.0000)	0 (0)	0 (0)	0 (0)	0 (0)	0 (0)	0 (0)	0 (0)	0 (0)	0 (0)	0 (0)	NS	0 (0)
Yellow perch	0.3073 (0.1617)	163 (307)	0 (0)	936 (0)	621 (634)	0 (0)	1,069 (1,019)	2,939 (4,039)	768 (1,034)	3,994 (2,130)	4,992 (2,879)	NS	15,481 (5,634)
Angler Hrs		3,816 (3,988)	2,990 (2,671)	2,153 (1,176)	1,442 (998)	2,980 (1,622)	7,198 (3,465)	17,496 (6,768)	6,136 (2,685)	3,664 (1,343)	2,504 (1,211)	NS	50,379 (25,929)
Angler Trips		925 (1,029)	1,278 (767)	633 (392)	415 (336)	742 (376)	1,717 (499)	3,585 (1,461)	1,241 (600)	651 (249)	413 (209)	NS	11,600 (12,228)
Angler Days		892 (1,021)	849 (610)	633 (392)	391 (330)	742 (376)	1,717 (499)	3,585 (1,461)	1,241 (600)	651 (249)	413 (209)	NS	11,114 (12,228)

Table B.137.–Quanicassee to Sebewaing (Site 278) for 2002. “NS” means not sampled.

Species	Harvest per hr	Jan	Feb	Mar	Apr	May	Jun	Jul	Aug	Sep	Oct	Nov	Season
Brown Trout	0.0000 (0.0000)	0 (0)	0 (0)	0 (0)	0 (0)	0 (0)	0 (0)	0 (0)	0 (0)	0 (0)	0 (0)	NS	0 (0)
Channel Catfish	0.0192 (0.0162)	0 (0)	0 (0)	0 (0)	1,239 (1,202)	155 (291)	165 (248)	335 (362)	80 (112)	81 (77)	0 (0)	NS	2,055 (1,297)
Chinook Salmon	0.0000 (0.0000)	0 (0)	0 (0)	0 (0)	0 (0)	0 (0)	0 (0)	0 (0)	0 (0)	0 (0)	0 (0)	NS	0 (0)
Coho Salmon	0.0000 (0.0000)	0 (0)	0 (0)	0 (0)	0 (0)	0 (0)	0 (0)	0 (0)	0 (0)	0 (0)	0 (0)	NS	0 (0)
Freshwater Drum	0.0074 (0.0125)	0 (0)	0 (0)	0 (0)	0 (0)	30 (55)	0 (0)	98 (152)	571 (755)	91 (127)	0 (0)	NS	790 (782)
Lake Trout	0.0000 (0.0000)	0 (0)	0 (0)	0 (0)	0 (0)	0 (0)	0 (0)	0 (0)	0 (0)	0 (0)	0 (0)	NS	0 (0)
Lake Whitefish	0.0000 (0.0000)	0 (0)	0 (0)	0 (0)	0 (0)	0 (0)	0 (0)	0 (0)	0 (0)	0 (0)	0 (0)	NS	0 (0)
Largemouth Bass	0.0001 (0.0238)	0 (0)	0 (0)	0 (0)	0 (0)	12 (23)	0 (0)	0 (0)	0 (0)	0 (0)	0 (0)	NS	12 (23)
Muskellunge	0.0000 (0.0000)	0 (0)	0 (0)	0 (0)	0 (0)	0 (0)	0 (0)	0 (0)	0 (0)	0 (0)	0 (0)	NS	0 (0)
Northern Pike	0.0029 (0.0038)	100 (208)	0 (0)	0 (0)	0 (0)	0 (0)	111 (137)	57 (57)	40 (77)	0 (0)	0 (0)	NS	307 (266)
Other	0.0057 (0.2073)	0 (0)	0 (0)	0 (0)	611 (959)	0 (0)	0 (0)	0 (0)	0 (0)	0 (0)	0 (0)	NS	611 (959)
Pink Salmon	0.0000 (0.0000)	0 (0)	0 (0)	0 (0)	0 (0)	0 (0)	0 (0)	0 (0)	0 (0)	0 (0)	0 (0)	NS	0 (0)
Pumpkinseed	0.0000 (0.0000)	0 (0)	0 (0)	0 (0)	0 (0)	0 (0)	0 (0)	0 (0)	0 (0)	0 (0)	0 (0)	NS	0 (0)
Rainbow Trout	0.0000 (0.0000)	0 (0)	0 (0)	0 (0)	0 (0)	0 (0)	0 (0)	0 (0)	0 (0)	0 (0)	0 (0)	NS	0 (0)
Rock Bass	0.0000 (0.0000)	0 (0)	0 (0)	0 (0)	0 (0)	0 (0)	0 (0)	0 (0)	0 (0)	0 (0)	0 (0)	NS	0 (0)
Round whitefish	0.0000 (0.0000)	0 (0)	0 (0)	0 (0)	0 (0)	0 (0)	0 (0)	0 (0)	0 (0)	0 (0)	0 (0)	NS	0 (0)
Smallmouth bass	0.0003 (0.0015)	0 (0)	0 (0)	0 (0)	0 (0)	0 (0)	0 (0)	27 (54)	0 (0)	0 (0)	0 (0)	NS	27 (54)
Walleye	0.0729 (0.0337)	0 (0)	0 (0)	0 (0)	0 (0)	131 (184)	472 (369)	6,111 (2,014)	690 (582)	375 (666)	0 (0)	NS	7,779 (2,238)
White bass	0.0000 (0.0000)	0 (0)	0 (0)	0 (0)	0 (0)	0 (0)	0 (0)	0 (0)	0 (0)	0 (0)	0 (0)	NS	0 (0)
White perch	0.0001 (0.0007)	0 (0)	0 (0)	0 (0)	0 (0)	0 (0)	2 (3)	14 (29)	0 (0)	0 (0)	0 (0)	NS	16 (29)
Yellow perch	0.3850 (0.2239)	8,550 (17,771)	2,862 (0)	10,802 (10,645)	2,646 (4,308)	0 (0)	391 (718)	700 (543)	7,066 (4,390)	4,483 (2,654)	3,596 (2,166)	NS	41,095 (20,661)
Angler Hrs		13,571 (12,005)	2,333 (646)	5,814 (3,062)	5,251 (2,203)	2,963 (723)	11,992 (6,966)	37,765 (8,238)	15,935 (4,795)	9,639 (3,553)	1,472 (795)	NS	106,734 (42,987)
Angler Trips		4,364 (4,650)	706 (0)	2,109 (1,556)	2,006 (990)	902 (395)	3,325 (2,513)	6,836 (1,839)	2,957 (947)	1,905 (798)	356 (219)	NS	25,466 (24,628)
Angler Days		4,925 (4,839)	706 (0)	3,244 (2,371)	2,699 (1,307)	712 (246)	2,808 (2,015)	6,560 (1,718)	2,924 (935)	1,870 (770)	346 (207)	NS	26,794 (23,809)

Table B.138.--Sebewaing to Sand Point (Site 288) for 2002. "NS" means not sampled.

Species	Harvest per hr	Jan	Feb	Mar	Apr	May	Jun	Jul	Aug	Sep	Oct	Nov	Season
Brown Trout	0.0000 (0.0000)	0 (0)	0 (0)	0 (0)	0 (0)	0 (0)	0 (0)	0 (0)	0 (0)	0 (0)	0 (0)	NS	0 (0)
Channel Catfish	0.0078 (0.0143)	0 (0)	0 (0)	0 (0)	0 (0)	311 (609)	149 (200)	308 (361)	39 (61)	86 (117)	0 (0)	NS	892 (748)
Chinook Salmon	0.0000 (0.0000)	0 (0)	0 (0)	0 (0)	0 (0)	0 (0)	0 (0)	0 (0)	0 (0)	0 (0)	0 (0)	NS	0 (0)
Coho Salmon	0.0000 (0.0000)	0 (0)	0 (0)	0 (0)	0 (0)	0 (0)	0 (0)	0 (0)	0 (0)	0 (0)	0 (0)	NS	0 (0)
Freshwater Drum	0.0011 (0.0042)	0 (0)	0 (0)	0 (0)	0 (0)	0 (0)	0 (0)	105 (128)	0 (0)	15 (25)	0 (0)	NS	121 (131)
Lake Trout	0.0000 (0.0000)	0 (0)	0 (0)	0 (0)	0 (0)	0 (0)	0 (0)	0 (0)	0 (0)	0 (0)	0 (0)	NS	0 (0)
Lake Whitefish	0.0000 (0.0000)	0 (0)	0 (0)	0 (0)	0 (0)	0 (0)	0 (0)	0 (0)	0 (0)	0 (0)	0 (0)	NS	0 (0)
Largemouth Bass	0.0029 (0.0105)	0 (0)	0 (0)	0 (0)	0 (0)	259 (451)	41 (68)	28 (40)	0 (0)	0 (0)	0 (0)	NS	329 (348)
Muskellunge	0.0000 (0.0000)	0 (0)	0 (0)	0 (0)	0 (0)	0 (0)	0 (0)	0 (0)	0 (0)	0 (0)	0 (0)	NS	0 (0)
Northern Pike	0.0016 (0.0034)	135 (237)	0 (0)	0 (0)	0 (0)	0 (0)	0 (0)	42 (64)	0 (0)	0 (0)	0 (0)	NS	177 (192)
Other	0.0000 (0.0000)	0 (0)	0 (0)	0 (0)	0 (0)	0 (0)	0 (0)	0 (0)	0 (0)	0 (0)	0 (0)	NS	0 (0)
Pink Salmon	0.0000 (0.0000)	0 (0)	0 (0)	0 (0)	0 (0)	0 (0)	0 (0)	0 (0)	0 (0)	0 (0)	0 (0)	NS	0 (0)
Pumpkinseed	0.0049 (0.1704)	0 (0)	560 (1,072)	0 (0)	0 (0)	0 (0)	0 (0)	0 (0)	0 (0)	0 (0)	0 (0)	NS	560 (1,072)
Rainbow Trout	0.0000 (0.0000)	0 (0)	0 (0)	0 (0)	0 (0)	0 (0)	0 (0)	0 (0)	0 (0)	0 (0)	0 (0)	NS	0 (0)
Rock Bass	0.0005 (0.0084)	0 (0)	0 (0)	0 (0)	0 (0)	0 (0)	28 (53)	0 (0)	26 (40)	0 (0)	0 (0)	NS	54 (66)
Round whitefish	0.0000 (0.0000)	0 (0)	0 (0)	0 (0)	0 (0)	0 (0)	0 (0)	0 (0)	0 (0)	0 (0)	0 (0)	NS	0 (0)
Smallmouth bass	0.0009 (0.0039)	0 (0)	0 (0)	0 (0)	0 (0)	0 (0)	0 (0)	91 (147)	7 (15)	0 (0)	0 (0)	NS	99 (147)
Walleye	0.0385 (0.0381)	0 (0)	0 (0)	0 (0)	0 (0)	25 (41)	186 (163)	4,040 (1,820)	119 (122)	15 (31)	0 (0)	NS	4,385 (1,832)
White bass	0.0000 (0.0000)	0 (0)	0 (0)	0 (0)	0 (0)	0 (0)	0 (0)	0 (0)	0 (0)	0 (0)	0 (0)	NS	0 (0)
White perch	0.0002 (0.0014)	0 (0)	0 (0)	0 (0)	0 (0)	0 (0)	0 (0)	21 (42)	0 (0)	0 (0)	0 (0)	NS	21 (42)
Yellow perch	0.5917 (0.1857)	16,418 (11,534)	11,647 (8,729)	19,224 (17,358)	6,032 (3,549)	0 (0)	242 (311)	2,964 (2,326)	8,924 (5,427)	1,905 (1,372)	0 (0)	NS	67,357 (17,504)
Angler Hrs		27,664 (13,521)	15,131 (7,040)	10,658 (6,530)	5,164 (2,530)	3,619 (3,965)	11,232 (4,597)	30,395 (9,556)	7,870 (3,069)	2,099 (1,489)	3 (0)	NS	113,835 (52,296)
Angler Trips		5,024 (2,705)	2,871 (1,606)	2,013 (1,459)	1,548 (819)	1,080 (1,193)	2,166 (1,045)	5,505 (1,773)	1,488 (647)	285 (204)	1 (0)	NS	21,981 (34,484)
Angler Days		7,045 (3,554)	3,707 (1,859)	3,147 (2,113)	2,286 (1,205)	790 (898)	1,990 (950)	5,164 (1,690)	1,420 (626)	285 (204)	1 (0)	NS	25,835 (33,989)

Table B.139.--Sand Point to Port Austin (site 236) for 2002. "NS" means not sampled.

Species	Harvest per hr	Jan	Feb	Mar	Apr	May	Jun	Jul	Aug	Sep	Oct	Nov	Season
Brown Trout	0.0013 (0.0039)	0 (0)	0 (0)	0 (0)	6 (15)	0 (0)	0 (0)	0 (0)	146 (174)	91 (122)	0 (0)	NS	243 (213)
Channel Catfish	0.0012 (0.0056)	0 (0)	0 (0)	0 (0)	7 (14)	0 (0)	0 (0)	227 (337)	0 (0)	0 (0)	0 (0)	NS	234 (337)
Chinook Salmon	0.0816 (0.0265)	0 (0)	0 (0)	0 (0)	0 (0)	1,659 (960)	1,821 (1,055)	3,105 (1,534)	6,025 (2,852)	1,678 (1,092)	1,231 (1,038)	NS	15,520 (3,783)
Coho Salmon	0.0027 (0.0023)	0 (0)	0 (0)	0 (0)	0 (0)	97 (136)	164 (169)	183 (214)	67 (80)	0 (0)	0 (0)	NS	512 (315)
Freshwater Drum	0.0000 (0.0000)	0 (0)	0 (0)	0 (0)	0 (0)	0 (0)	0 (0)	0 (0)	0 (0)	0 (0)	0 (0)	NS	0 (0)
Lake Trout	0.0289 (0.0124)	0 (0)	0 (0)	0 (0)	0 (0)	1,378 (718)	1,985 (1,377)	989 (809)	954 (580)	182 (260)	0 (0)	NS	5,488 (1,863)
Lake Whitefish	0.0000 (0.0000)	0 (0)	0 (0)	0 (0)	0 (0)	0 (0)	0 (0)	0 (0)	0 (0)	0 (0)	0 (0)	NS	0 (0)
Largemouth Bass	0.0000 (0.0000)	0 (0)	0 (0)	0 (0)	0 (0)	0 (0)	0 (0)	0 (0)	0 (0)	0 (0)	0 (0)	NS	0 (0)
Muskellunge	0.0000 (0.0000)	0 (0)	0 (0)	0 (0)	0 (0)	0 (0)	0 (0)	0 (0)	0 (0)	0 (0)	0 (0)	NS	0 (0)
Northern Pike	0.0000 (0.0000)	0 (0)	0 (0)	0 (0)	0 (0)	0 (0)	0 (0)	0 (0)	0 (0)	0 (0)	0 (0)	NS	0 (0)
Other	0.0143 (0.1659)	0 (0)	0 (0)	0 (0)	0 (0)	0 (0)	2,714 (5,460)	0 (0)	0 (0)	0 (0)	0 (0)	NS	2,714 (5,460)
Pink Salmon	0.0005 (0.0035)	0 (0)	0 (0)	0 (0)	0 (0)	0 (0)	0 (0)	103 (209)	0 (0)	0 (0)	0 (0)	NS	103 (209)
Pumpkinseed	0.0000 (0.0000)	0 (0)	0 (0)	0 (0)	0 (0)	0 (0)	0 (0)	0 (0)	0 (0)	0 (0)	0 (0)	NS	0 (0)
Rainbow Trout	0.0064 (0.0032)	0 (0)	0 (0)	0 (0)	0 (0)	166 (167)	164 (151)	503 (340)	236 (202)	139 (186)	0 (0)	NS	1,208 (492)
Rock Bass	0.0000 (0.0000)	0 (0)	0 (0)	0 (0)	0 (0)	0 (0)	0 (0)	0 (0)	0 (0)	0 (0)	0 (0)	NS	0 (0)
Round whitefish	0.0000 (0.0000)	0 (0)	0 (0)	0 (0)	0 (0)	0 (0)	0 (0)	0 (0)	0 (0)	0 (0)	0 (0)	NS	0 (0)
Smallmouth bass	0.0002 (0.0011)	0 (0)	0 (0)	0 (0)	0 (0)	0 (0)	0 (0)	34 (68)	0 (0)	0 (0)	0 (0)	NS	34 (68)
Walleye	0.0269 (0.0218)	0 (0)	0 (0)	2 (4)	0 (0)	0 (0)	384 (449)	4,667 (2,615)	67 (102)	0 (0)	0 (0)	NS	5,119 (2,656)
White bass	0.0000 (0.0000)	0 (0)	0 (0)	0 (0)	0 (0)	0 (0)	0 (0)	0 (0)	0 (0)	0 (0)	0 (0)	NS	0 (0)
White perch	0.0000 (0.0000)	0 (0)	0 (0)	0 (0)	0 (0)	0 (0)	0 (0)	0 (0)	0 (0)	0 (0)	0 (0)	NS	0 (0)
Yellow perch	0.1308 (0.1112)	7,237 (4,202)	4,077 (2,352)	8,650 (5,961)	123 (188)	0 (0)	2,138 (2,417)	0 (0)	2,640 (4,099)	0 (0)	0 (0)	NS	24,865 (7,271)
Angler Hrs		8,796 (3,787)	2,885 (1,375)	2,779 (1,433)	5,717 (2,619)	16,356 (7,162)	33,792 (12,689)	60,375 (15,867)	33,977 (12,119)	22,020 (9,392)	3,455 (2,503)	NS	190,151 (68,946)
Angler Trips		2,146 (956)	602 (293)	758 (479)	2,065 (1,151)	2,982 (1,190)	6,866 (2,493)	10,974 (2,982)	6,587 (2,483)	4,173 (1,833)	803 (630)	NS	37,956 (20,824)
Angler Days		1,552 (699)	508 (253)	557 (448)	1,167 (621)	2,870 (1,179)	5,471 (2,065)	9,150 (2,567)	5,663 (2,168)	3,096 (1,434)	639 (496)	NS	30,673 (19,121)

Table B.140.--Saginaw Bay all sites combined for 2003. "NS" means not sampled.

Species	Harvest per hr	Jan	Feb	Mar	Apr	May	Jun	Jul	Aug	Sep	Oct	Nov	Season
Brown Trout	0.0025 (0.0006)	23 (35)	93 (108)	156 (101)	1,549 (701)	249 (178)	331 (259)	690 (371)	510 (228)	328 (284)	80 (84)	NS	4,008 (943)
Channel Catfish	0.0095 (0.0034)	0 (0)	0 (0)	0 (0)	1,444 (3,526)	1,688 (922)	3,459 (1,963)	4,625 (2,715)	2,972 (1,845)	677 (474)	101 (170)	NS	14,966 (5,308)
Chinook Salmon	0.0103 (0.0022)	0 (0)	0 (0)	0 (0)	0 (0)	1,502 (1,004)	4,891 (1,529)	873 (569)	3,161 (985)	4,273 (2,413)	1,619 (920)	NS	16,319 (3,363)
Coho Salmon	0.0001 (0.0001)	0 (0)	0 (0)	0 (0)	0 (0)	0 (0)	132 (119)	1 (0)	29 (58)	0 (0)	0 (0)	NS	161 (132)
Freshwater Drum	0.0017 (0.0007)	0 (0)	0 (0)	44 (0)	0 (0)	1,617 (816)	318 (433)	99 (108)	511 (404)	51 (61)	0 (0)	NS	2,640 (1,019)
Lake Trout	0.0067 (0.0017)	0 (0)	0 (0)	0 (0)	14 (28)	1,838 (967)	4,114 (1,328)	2,491 (1,483)	1,094 (637)	974 (1,233)	0 (0)	NS	10,525 (2,612)
Lake Whitefish	0.0001 (0.0001)	0 (0)	27 (55)	0 (0)	0 (0)	0 (0)	0 (0)	0 (0)	0 (0)	0 (0)	66 (95)	NS	93 (110)
Largemouth Bass	0.0005 (0.0006)	0 (0)	0 (0)	0 (0)	0 (0)	202 (378)	588 (805)	0 (0)	0 (0)	61 (117)	0 (0)	NS	851 (897)
Muskellunge	0.0000 (0.0000)	0 (0)	0 (0)	0 (0)	0 (0)	0 (0)	0 (0)	0 (0)	0 (0)	0 (0)	0 (0)	NS	0 (0)
Northern Pike	0.0012 (0.0005)	853 (528)	594 (333)	0 (0)	45 (57)	73 (138)	102 (106)	220 (319)	76 (104)	0 (0)	0 (0)	NS	1,963 (732)
Other	0.0006 (0.0009)	0 (0)	0 (0)	24 (6)	0 (0)	205 (134)	689 (1,350)	0 (0)	51 (61)	0 (0)	0 (0)	NS	969 (1,358)
Pink Salmon	0.0000 (0.0000)	0 (0)	0 (0)	0 (0)	0 (0)	0 (0)	0 (0)	0 (0)	29 (58)	0 (0)	0 (0)	NS	29 (58)
Pumpkinseed	0.0006 (0.0009)	905 (1,462)	0 (0)	0 (0)	2 (2)	103 (213)	0 (0)	0 (0)	0 (0)	0 (0)	0 (0)	NS	1,009 (1,478)
Rainbow Trout	0.0008 (0.0003)	0 (0)	14 (28)	39 (63)	243 (189)	151 (115)	315 (226)	324 (226)	131 (141)	2 (0)	52 (44)	NS	1,272 (421)
Rock Bass	0.0003 (0.0003)	103 (147)	0 (0)	0 (0)	3 (4)	306 (385)	19 (28)	52 (75)	0 (0)	0 (0)	0 (0)	NS	482 (419)
Round whitefish	0.0001 (0.0001)	0 (0)	14 (28)	0 (0)	0 (0)	0 (0)	15 (30)	0 (0)	0 (0)	0 (0)	112 (130)	NS	141 (136)
Smallmouth bass	0.0016 (0.0010)	0 (0)	0 (0)	0 (0)	0 (0)	251 (121)	1,478 (1,380)	305 (354)	233 (303)	303 (629)	0 (0)	NS	2,570 (1,591)
Walleye	0.0621 (0.0090)	808 (786)	7,683 (3,396)	4,824 (2,737)	8,165 (4,248)	4,664 (1,930)	29,269 (8,386)	32,879 (7,159)	8,855 (2,513)	967 (750)	89 (138)	NS	98,203 (13,033)
White bass	0.0005 (0.0004)	0 (0)	0 (0)	0 (0)	74 (156)	549 (554)	94 (0)	7 (15)	0 (0)	0 (0)	0 (0)	NS	724 (606)
White perch	0.0003 (0.0003)	8 (15)	0 (0)	0 (0)	0 (0)	0 (0)	375 (0)	95 (175)	17 (0)	0 (0)	0 (0)	NS	495 (411)
Yellow perch	0.4145 (0.0567)	118,643 (35,447)	45,840 (15,661)	49,983 (29,899)	50,673 (21,505)	5,357 (8,661)	6,083 (4,106)	46,429 (17,570)	141,219 (33,322)	114,136 (35,589)	76,770 (30,601)	NS	655,133 (81,069)
Angler Hrs		182,637 (29,035)	181,778 (23,876)	176,142 (52,321)	96,828 (18,970)	82,385 (11,200)	194,550 (31,534)	290,303 (39,850)	212,667 (22,152)	117,417 (21,993)	45,700 (12,122)	NS	1,580,407 (91,321)
Angler Trips		45,858 (5,292)	38,003 (4,846)	43,177 (10,774)	26,207 (4,433)	20,830 (2,627)	38,664 (6,468)	56,971 (7,693)	43,682 (4,633)	25,096 (4,839)	10,855 (2,415)	NS	349,343 (25,345)
Angler Days		45,116 (4,743)	36,798 (4,262)	41,359 (9,801)	27,773 (3,530)	18,646 (2,438)	36,812 (6,166)	54,388 (7,461)	41,777 (4,499)	23,250 (4,556)	9,955 (2,280)	NS	335,874 (22,337)

Table B.141.--Tawas (Site 250) for 2003. "NS" means not sampled.

Species	Harvest per hr	Jan	Feb	Mar	Apr	May	Jun	Jul	Aug	Sep	Oct	Nov	Season
Brown Trout	0.0162 (0.0052)	23 (35)	93 (152)	126 (151)	1,235 (892)	173 (158)	199 (190)	362 (288)	402 (186)	248 (254)	73 (112)	NS	2,934 (822)
Channel Catfish	0.0003 (0.0014)	0 (0)	0 (0)	0 (0)	0 (0)	0 (0)	0 (0)	44 (89)	14 (28)	0 (0)	0 (0)	NS	58 (93)
Chinook Salmon	0.0388 (0.0228)	0 (0)	0 (0)	0 (0)	0 (0)	249 (180)	1,104 (660)	756 (552)	2,283 (783)	2,500 (2,211)	129 (162)	NS	7,021 (2,468)
Coho Salmon	0.0000 (0.0000)	0 (0)	0 (0)	0 (0)	0 (0)	0 (0)	0 (0)	1 (0)	0 (0)	0 (0)	0 (0)	NS	1 (0)
Freshwater Drum	0.0000 (0.0000)	0 (0)	0 (0)	0 (0)	0 (0)	0 (0)	0 (0)	0 (0)	0 (0)	0 (0)	0 (0)	NS	0 (0)
Lake Trout	0.0086 (0.0080)	0 (0)	0 (0)	0 (0)	0 (0)	799 (483)	385 (282)	278 (245)	17 (0)	71 (104)	0 (0)	NS	1,550 (619)
Lake Whitefish	0.0000 (0.0000)	0 (0)	0 (0)	0 (0)	0 (0)	0 (0)	0 (0)	0 (0)	0 (0)	0 (0)	0 (0)	NS	0 (0)
Largemouth Bass	0.0000 (0.0000)	0 (0)	0 (0)	0 (0)	0 (0)	0 (0)	0 (0)	0 (0)	0 (0)	0 (0)	0 (0)	NS	0 (0)
Muskellunge	0.0000 (0.0000)	0 (0)	0 (0)	0 (0)	0 (0)	0 (0)	0 (0)	0 (0)	0 (0)	0 (0)	0 (0)	NS	0 (0)
Northern Pike	0.0088 (0.0067)	753 (508)	546 (320)	0 (0)	22 (33)	0 (0)	3 (7)	220 (319)	48 (96)	0 (0)	0 (0)	NS	1,592 (687)
Other	0.0001 (0.0337)	0 (0)	0 (0)	0 (0)	0 (0)	18 (35)	0 (0)	0 (0)	0 (0)	0 (0)	0 (0)	NS	18 (35)
Pink Salmon	0.0000 (0.0000)	0 (0)	0 (0)	0 (0)	0 (0)	0 (0)	0 (0)	0 (0)	0 (0)	0 (0)	0 (0)	NS	0 (0)
Pumpkinseed	0.0000 (0.0000)	0 (0)	0 (0)	0 (0)	0 (0)	0 (0)	0 (0)	0 (0)	0 (0)	0 (0)	0 (0)	NS	0 (0)
Rainbow Trout	0.0039 (0.0024)	0 (0)	14 (28)	8 (16)	213 (232)	145 (162)	131 (160)	92 (125)	44 (56)	2 (0)	52 (44)	NS	701 (304)
Rock Bass	0.0001 (0.0411)	0 (0)	0 (0)	0 (0)	0 (0)	0 (0)	10 (21)	0 (0)	0 (0)	0 (0)	0 (0)	NS	10 (21)
Round whitefish	0.0002 (0.0011)	0 (0)	14 (28)	0 (0)	0 (0)	0 (0)	15 (30)	0 (0)	0 (0)	0 (0)	0 (0)	NS	29 (41)
Smallmouth bass	0.0000 (0.0000)	0 (0)	0 (0)	0 (0)	0 (0)	0 (0)	0 (0)	0 (0)	0 (0)	0 (0)	0 (0)	NS	0 (0)
Walleye	0.0160 (0.0057)	15 (22)	83 (143)	258 (331)	238 (210)	141 (240)	417 (383)	1,108 (582)	460 (232)	175 (193)	6 (11)	NS	2,902 (859)
White bass	0.0000 (0.0000)	0 (0)	0 (0)	0 (0)	0 (0)	0 (0)	0 (0)	0 (0)	0 (0)	0 (0)	0 (0)	NS	0 (0)
White perch	0.0000 (0.0009)	8 (15)	0 (0)	0 (0)	0 (0)	0 (0)	0 (0)	0 (0)	0 (0)	0 (0)	0 (0)	NS	8 (15)
Yellow perch	0.1174 (0.0542)	9,406 (7,102)	2,874 (2,294)	1,691 (1,649)	865 (1,512)	400 (583)	26 (38)	3,622 (4,918)	2,023 (2,108)	168 (242)	170 (178)	NS	21,244 (7,086)
Angler Hrs		20,579 (9,091)	18,615 (6,443)	6,724 (2,242)	13,143 (6,005)	12,995 (4,552)	22,427 (8,143)	39,511 (9,990)	28,006 (5,957)	14,852 (7,831)	4,075 (2,150)	NS	180,927 (62,403)
Angler Trips		5,727 (2,828)	4,487 (1,691)	1,711 (789)	2,951 (1,413)	3,478 (1,413)	4,884 (1,899)	9,912 (2,874)	6,575 (1,617)	4,937 (2,845)	1,179 (714)	NS	45,841 (35,143)
Angler Days		6,667 (3,213)	5,480 (2,025)	2,262 (950)	3,300 (1,603)	3,233 (1,329)	4,622 (1,812)	9,178 (2,712)	5,999 (1,545)	4,269 (2,564)	1,013 (618)	NS	46,023 (34,361)

Table B.142.--Au Gres (Site 255) for 2003. "NS" means not sampled.

Species	Harvest per hr	Jan	Feb	Mar	Apr	May	Jun	Jul	Aug	Sep	Oct	Nov	Season
Brown Trout	0.0018 (0.0022)	0 (0)	0 (0)	30 (57)	307 (405)	68 (81)	0 (0)	179 (172)	0 (0)	80 (127)	0 (0)	NS	663 (375)
Channel Catfish	0.0093 (0.0058)	0 (0)	0 (0)	0 (0)	0 (0)	228 (385)	741 (339)	1,180 (1,406)	799 (1,101)	393 (304)	98 (170)	NS	3,439 (1,393)
Chinook Salmon	0.0013 (0.0059)	0 (0)	0 (0)	0 (0)	0 (0)	129 (164)	0 (0)	0 (0)	0 (0)	331 (295)	36 (51)	NS	496 (341)
Coho Salmon	0.0000 (0.0000)	0 (0)	0 (0)	0 (0)	0 (0)	0 (0)	0 (0)	0 (0)	0 (0)	0 (0)	0 (0)	NS	0 (0)
Freshwater Drum	0.0009 (0.0011)	0 (0)	0 (0)	0 (0)	0 (0)	0 (0)	43 (85)	77 (121)	204 (275)	19 (39)	0 (0)	NS	344 (269)
Lake Trout	0.0005 (0.0021)	0 (0)	0 (0)	0 (0)	0 (0)	147 (228)	8 (0)	22 (43)	2 (0)	0 (0)	0 (0)	NS	179 (232)
Lake Whitefish	0.0002 (0.0094)	0 (0)	0 (0)	0 (0)	0 (0)	0 (0)	0 (0)	0 (0)	0 (0)	0 (0)	66 (95)	NS	66 (95)
Largemouth Bass	0.0002 (0.0035)	0 (0)	0 (0)	0 (0)	0 (0)	0 (0)	0 (0)	0 (0)	0 (0)	58 (117)	0 (0)	NS	58 (117)
Muskellunge	0.0000 (0.0000)	0 (0)	0 (0)	0 (0)	0 (0)	0 (0)	0 (0)	0 (0)	0 (0)	0 (0)	0 (0)	NS	0 (0)
Northern Pike	0.0002 (0.0014)	0 (0)	48 (92)	0 (0)	0 (0)	0 (0)	0 (0)	0 (0)	17 (35)	0 (0)	0 (0)	NS	65 (99)
Other	0.0000 (0.0000)	0 (0)	0 (0)	0 (0)	0 (0)	0 (0)	5 (0)	0 (0)	0 (0)	0 (0)	0 (0)	NS	5 (0)
Pink Salmon	0.0000 (0.0000)	0 (0)	0 (0)	0 (0)	0 (0)	0 (0)	0 (0)	0 (0)	0 (0)	0 (0)	0 (0)	NS	0 (0)
Pumpkinseed	0.0000 (0.0000)	0 (0)	0 (0)	0 (0)	0 (0)	0 (0)	0 (0)	0 (0)	0 (0)	0 (0)	0 (0)	NS	0 (0)
Rainbow Trout	0.0004 (0.0013)	0 (0)	0 (0)	0 (0)	30 (60)	0 (0)	0 (0)	112 (137)	1 (0)	0 (0)	0 (0)	NS	143 (149)
Rock Bass	0.0000 (0.0000)	0 (0)	0 (0)	0 (0)	0 (0)	0 (0)	0 (0)	0 (0)	0 (0)	0 (0)	0 (0)	NS	0 (0)
Round whitefish	0.0003 (0.0134)	0 (0)	0 (0)	0 (0)	0 (0)	0 (0)	0 (0)	0 (0)	0 (0)	0 (0)	112 (130)	NS	112 (130)
Smallmouth bass	0.0049 (0.0059)	0 (0)	0 (0)	0 (0)	0 (0)	37 (71)	1,249 (1,348)	45 (89)	183 (285)	303 (629)	0 (0)	NS	1,816 (1,519)
Walleye	0.0789 (0.0279)	0 (0)	206 (272)	30 (61)	1,526 (1,274)	707 (683)	10,882 (5,323)	13,295 (4,410)	2,389 (1,592)	141 (242)	0 (0)	NS	29,175 (7,238)
White bass	0.0000 (0.0000)	0 (0)	0 (0)	0 (0)	0 (0)	0 (0)	0 (0)	0 (0)	0 (0)	0 (0)	0 (0)	NS	0 (0)
White perch	0.0000 (0.0000)	0 (0)	0 (0)	0 (0)	0 (0)	0 (0)	0 (0)	0 (0)	0 (0)	0 (0)	0 (0)	NS	0 (0)
Yellow perch	0.6798 (0.1514)	32,741 (20,638)	7,693 (6,133)	3,078 (3,438)	36,147 (23,207)	4,627 (8,626)	1,678 (1,516)	21,287 (12,713)	68,469 (20,652)	44,112 (21,947)	31,404 (20,358)	NS	251,238 (46,896)
Angler Hrs		43,337 (13,747)	9,140 (4,699)	13,310 (7,866)	24,492 (10,626)	17,395 (7,151)	46,449 (20,925)	98,944 (27,452)	67,162 (13,943)	34,731 (14,116)	14,636 (8,591)	NS	369,596 (129,116)
Angler Trips		11,309 (3,945)	2,319 (1,266)	3,525 (2,159)	7,403 (3,657)	4,262 (2,082)	10,265 (4,502)	17,338 (4,927)	15,169 (3,247)	7,102 (2,866)	3,559 (1,575)	NS	82,251 (56,138)
Angler Days		10,613 (3,728)	2,080 (1,144)	3,162 (1,988)	6,139 (3,225)	3,751 (1,904)	9,398 (4,125)	16,671 (4,784)	14,601 (3,137)	6,674 (2,717)	3,420 (1,495)	NS	76,509 (55,099)

Table B.143.--Saganing Creek to mouth of Saginaw River (Site 260) for 2003. "NS" means not sampled.

Species	Harvest per hr	Jan	Feb	Mar	Apr	May	Jun	Jul	Aug	Sep	Oct	Nov	Season
Brown Trout	0.0000 (0.0000)	0 (0)	0 (0)	0 (0)	0 (0)	0 (0)	0 (0)	0 (0)	0 (0)	0 (0)	0 (0)	NS	0 (0)
Channel Catfish	0.0095 (0.0182)	0 (0)	0 (0)	0 (0)	1,421 (3,526)	207 (394)	277 (557)	652 (1,278)	1,421 (1,570)	174 (349)	0 (0)	NS	4,151 (4,138)
Chinook Salmon	0.0000 (0.0000)	0 (0)	0 (0)	0 (0)	0 (0)	0 (0)	0 (0)	0 (0)	0 (0)	0 (0)	0 (0)	NS	0 (0)
Coho Salmon	0.0000 (0.0000)	0 (0)	0 (0)	0 (0)	0 (0)	0 (0)	0 (0)	0 (0)	0 (0)	0 (0)	0 (0)	NS	0 (0)
Freshwater Drum	0.0003 (0.0040)	0 (0)	0 (0)	0 (0)	0 (0)	0 (0)	0 (0)	0 (0)	130 (261)	0 (0)	0 (0)	NS	130 (261)
Lake Trout	0.0000 (0.0000)	0 (0)	0 (0)	0 (0)	0 (0)	0 (0)	0 (0)	0 (0)	0 (0)	0 (0)	0 (0)	NS	0 (0)
Lake Whitefish	0.0000 (0.0000)	0 (0)	0 (0)	0 (0)	0 (0)	0 (0)	0 (0)	0 (0)	0 (0)	0 (0)	0 (0)	NS	0 (0)
Largemouth Bass	0.0000 (0.0000)	0 (0)	0 (0)	0 (0)	0 (0)	0 (0)	0 (0)	0 (0)	0 (0)	0 (0)	0 (0)	NS	0 (0)
Muskellunge	0.0000 (0.0000)	0 (0)	0 (0)	0 (0)	0 (0)	0 (0)	0 (0)	0 (0)	0 (0)	0 (0)	0 (0)	NS	0 (0)
Northern Pike	0.0000 (0.0000)	0 (0)	0 (0)	0 (0)	0 (0)	0 (0)	0 (0)	0 (0)	0 (0)	0 (0)	0 (0)	NS	0 (0)
Other	0.0000 (0.0000)	0 (0)	0 (0)	0 (0)	0 (0)	0 (0)	0 (0)	0 (0)	0 (0)	0 (0)	0 (0)	NS	0 (0)
Pink Salmon	0.0000 (0.0000)	0 (0)	0 (0)	0 (0)	0 (0)	0 (0)	0 (0)	0 (0)	0 (0)	0 (0)	0 (0)	NS	0 (0)
Pumpkinseed	0.0000 (0.0000)	0 (0)	0 (0)	0 (0)	0 (0)	0 (0)	0 (0)	0 (0)	0 (0)	0 (0)	0 (0)	NS	0 (0)
Rainbow Trout	0.0000 (0.0000)	0 (0)	0 (0)	0 (0)	0 (0)	0 (0)	0 (0)	0 (0)	0 (0)	0 (0)	0 (0)	NS	0 (0)
Rock Bass	0.0000 (0.0000)	0 (0)	0 (0)	0 (0)	0 (0)	0 (0)	0 (0)	0 (0)	0 (0)	0 (0)	0 (0)	NS	0 (0)
Round whitefish	0.0000 (0.0000)	0 (0)	0 (0)	0 (0)	0 (0)	0 (0)	0 (0)	0 (0)	0 (0)	0 (0)	0 (0)	NS	0 (0)
Smallmouth bass	0.0000 (0.0000)	0 (0)	0 (0)	0 (0)	0 (0)	0 (0)	0 (0)	0 (0)	0 (0)	0 (0)	0 (0)	NS	0 (0)
Walleye	0.0825 (0.0231)	90 (175)	6,696 (3,678)	2,840 (2,916)	464 (431)	1,856 (1,118)	13,208 (6,189)	7,077 (3,476)	3,036 (1,633)	517 (659)	65 (132)	NS	35,850 (8,438)
White bass	0.0000 (0.0000)	0 (0)	0 (0)	0 (0)	0 (0)	0 (0)	0 (0)	0 (0)	0 (0)	0 (0)	0 (0)	NS	0 (0)
White perch	0.0000 (0.0000)	0 (0)	0 (0)	0 (0)	0 (0)	0 (0)	0 (0)	0 (0)	0 (0)	0 (0)	0 (0)	NS	0 (0)
Yellow perch	0.4062 (0.1260)	7,285 (9,397)	1,181 (2,049)	10,733 (17,686)	823 (2,121)	22 (44)	3,118 (3,503)	16,957 (10,899)	52,920 (25,487)	48,162 (26,252)	35,375 (22,305)	NS	176,575 (48,198)
Angler Hrs		18,699 (12,278)	88,410 (22,518)	74,838 (51,599)	9,825 (5,890)	10,200 (2,898)	46,939 (18,943)	66,259 (22,485)	65,455 (14,582)	35,892 (13,515)	18,184 (8,813)	NS	434,702 (173,521)
Angler Trips		4,494 (3,075)	17,793 (4,750)	16,521 (11,468)	3,067 (1,892)	2,076 (697)	8,422 (3,467)	11,812 (4,164)	10,464 (2,441)	5,936 (2,292)	3,436 (1,615)	NS	84,021 (106,959)
Angler Days		3,871 (2,704)	14,798 (4,238)	14,014 (10,193)	3,067 (1,892)	2,076 (697)	8,422 (3,467)	11,812 (4,164)	10,464 (2,441)	5,936 (2,292)	3,436 (1,615)	NS	77,896 (106,959)

Table B.144.—Saginaw River — mouth to confluence with Tittabawassee River (Site 355) for 2003. “NS” means not sampled.

Species	Harvest per hr	Jan	Feb	Mar	Apr	May	Jun	Jul	Aug	Sep	Oct	Nov	Dec	Season
Black crappie	0.0001 (0.0001)	0 (0)	0 (0)	0 (0)	NS	9 (18)	NS	NS	NS	NS	NS	NS	NS	9 (18)
Bluegill	0.0000 (0.0000)	0 (0)	0 (0)	0 (0)	NS	0 (0)	NS	NS	NS	NS	NS	NS	NS	0 (0)
Channel Catfish	0.0034 (0.0023)	0 (0)	0 (0)	0 (0)	NS	435 (271)	NS	NS	NS	NS	NS	NS	NS	435 (271)
Common white sucker	0.0001 (0.0002)	0 (0)	0 (0)	0 (0)	NS	14 (28)	NS	NS	NS	NS	NS	NS	NS	14 (28)
Freshwater Drum	0.0120 (0.0069)	0 (0)	0 (0)	0 (0)	NS	1,537 (809)	NS	NS	NS	NS	NS	NS	NS	1,537 (809)
Lake Trout	0.0000 (0.0000)	0 (0)	0 (0)	0 (0)	NS	0 (0)	NS	NS	NS	NS	NS	NS	NS	0 (0)
Lake Whitefish	0.0000 (0.0000)	0 (0)	0 (0)	0 (0)	NS	0 (0)	NS	NS	NS	NS	NS	NS	NS	0 (0)
Largemouth Bass	0.0000 (0.0000)	0 (0)	0 (0)	0 (0)	NS	0 (0)	NS	NS	NS	NS	NS	NS	NS	0 (0)
Northern Pike	0.0006 (0.0011)	0 (0)	0 (0)	0 (0)	NS	73 (138)	NS	NS	NS	NS	NS	NS	NS	73 (138)
Other	0.0013 (0.0010)	0 (0)	0 (0)	0 (0)	NS	169 (124)	NS	NS	NS	NS	NS	NS	NS	169 (124)
Pumpkinseed	0.0000 (0.0000)	0 (0)	0 (0)	0 (0)	NS	0 (0)	NS	NS	NS	NS	NS	NS	NS	0 (0)
Rainbow Trout	0.0000 (0.0000)	0 (0)	0 (0)	0 (0)	NS	0 (0)	NS	NS	NS	NS	NS	NS	NS	0 (0)
Rock Bass	0.0000 (0.0000)	0 (0)	0 (0)	0 (0)	NS	0 (0)	NS	NS	NS	NS	NS	NS	NS	0 (0)
Smallmouth bass	0.0000 (0.0000)	0 (0)	0 (0)	0 (0)	NS	0 (0)	NS	NS	NS	NS	NS	NS	NS	0 (0)
Walleye	0.0208 (0.0146)	528 (744)	427 (378)	1,585 (1,536)	NS	128 (143)	NS	NS	NS	NS	NS	NS	NS	2,668 (1,754)
White bass	0.0012 (0.0020)	0 (0)	0 (0)	0 (0)	NS	160 (251)	NS	NS	NS	NS	NS	NS	NS	160 (251)
White perch	0.0000 (0.0000)	0 (0)	0 (0)	0 (0)	NS	0 (0)	NS	NS	NS	NS	NS	NS	NS	0 (0)
Yellow perch	0.4547 (0.2676)	42,211 (29,187)	10,565 (8,657)	5,448 (7,602)	NS	0 (0)	NS	NS	NS	NS	NS	NS	NS	58,224 (31,379)
Angler Hrs		45,701 (21,719)	25,574 (7,614)	48,579 (19,553)	NS	8,187 (1,595)	NS	NS	NS	NS	NS	NS	NS	128,042 (30,242)
Angler Trips		12,396 (5,799)	6,742 (1,984)	13,652 (6,037)	NS	2,161 (538)	NS	NS	NS	NS	NS	NS	NS	34,951 (8,620)
Angler Days		12,396 (5,799)	6,742 (1,984)	13,568 (6,029)	NS	1,794 (515)	NS	NS	NS	NS	NS	NS	NS	34,500 (8,613)

Table B.145.—Tittabawassee River — Dow Dam to confluence with the Saginaw River (Site 401) for 2003. “NS” means not sampled; “-” means an estimate was incalculable.

Species	Harvest per hr	Jan	Feb	Mar	Apr	May	Jun	Jul	Aug	Sep	Oct	Nov	Dec	Season
Black crappie	0.0000 (0.0000)	NS	NS	0 (0)	0 (0)	0 (0)	NS	NS	NS	NS	NS	NS	NS	0 (0)
Bluegill	0.0000 (0.0000)	NS	NS	0 (0)	0 (0)	0 (0)	NS	NS	NS	NS	NS	NS	NS	0 (0)
Channel Catfish	0.0133 (0.0167)	NS	NS	0 (0)	23 (46)	484 (599)	NS	NS	NS	NS	NS	NS	NS	507 (601)
Common white sucker	0.0239 (0.0218)	NS	NS	0 (0)	615 (566)	293 (484)	NS	NS	NS	NS	NS	NS	NS	909 (744)
Freshwater Drum	0.0021 (0.0030)	NS	NS	0 (0)	0 (0)	80 (110)	NS	NS	NS	NS	NS	NS	NS	80 (110)
Northern Pike	0.0006 (0.0013)	NS	NS	0 (0)	23 (47)	0 (0)	NS	NS	NS	NS	NS	NS	NS	23 (47)
Other	0.0000 (0.0000)	NS	NS	0 (0)	0 (0)	0 (0)	NS	NS	NS	NS	NS	NS	NS	0 (0)
Pumpkinseed	0.0000 (0.0000)	NS	NS	0 (0)	0 (0)	0 (0)	NS	NS	NS	NS	NS	NS	NS	0 (0)
Rainbow Trout	0.0000 (0.0000)	NS	NS	0 (0)	0 (0)	0 (0)	NS	NS	NS	NS	NS	NS	NS	0 (0)
Rock Bass	0.0000 (0.0000)	NS	NS	0 (0)	0 (0)	0 (0)	NS	NS	NS	NS	NS	NS	NS	0 (0)
Smallmouth bass	0.0007 (0.0010)	NS	NS	0 (0)	0 (0)	27 (37)	NS	NS	NS	NS	NS	NS	NS	27 (37)
Walleye	0.1735 (0.1282)	NS	NS	0 (0)	5,935 (4,043)	661 (577)	NS	NS	NS	NS	NS	NS	NS	6,596 (4,084)
White bass	0.0122 (0.0145)	NS	NS	0 (0)	74 (156)	389 (493)	NS	NS	NS	NS	NS	NS	NS	464 (517)
White perch	0.0000 (0.0000)	NS	NS	0 (0)	0 (0)	0 (0)	NS	NS	NS	NS	NS	NS	NS	0 (0)
Yellow perch	0.0000 (0.0000)	NS	NS	0 (0)	0 (0)	0 (0)	NS	NS	NS	NS	NS	NS	NS	0 (0)
Angler Hrs		NS	NS	52 (-)	27,737 (14,992)	10,238 (3,350)	NS	NS	NS	NS	NS	NS	NS	38,027 (15,361)
Angler Trips		NS	NS	52 (-)	4,459 (2,217)	2,686 (844)	NS	NS	NS	NS	NS	NS	NS	7,197 (2,373)
Angler Days		NS	NS	52 (-)	4,149 (2,144)	2,409 (790)	NS	NS	NS	NS	NS	NS	NS	6,610 (2,285)

Table B.146.--Essexville to mouth of Saginaw River (Site 356) for 2003. "NS" means not sampled; "--" means an estimate was incalculable.

Species	Harvest per hr	Jan	Feb	Mar	Apr	May	Jun	Jul	Aug	Sep	Oct	Nov	Season
Brown Trout	0.0000 (0.0000)	0 (0)	0 (0)	0 (0)	0 (0)	0 (0)	0 (0)	0 (0)	0 (0)	0 (0)	0 (0)	NS	0 (0)
Channel Catfish	0.0060 (0.0111)	0 (0)	0 (0)	0 (0)	0 (0)	0 (0)	75 (147)	115 (224)	115 (169)	0 (0)	0 (0)	NS	304 (317)
Chinook Salmon	0.0000 (0.0000)	0 (0)	0 (0)	0 (0)	0 (0)	0 (0)	0 (0)	0 (0)	0 (0)	0 (0)	0 (0)	NS	0 (0)
Coho Salmon	0.0000 (0.0000)	0 (0)	0 (0)	0 (0)	0 (0)	0 (0)	0 (0)	0 (0)	0 (0)	0 (0)	0 (0)	NS	0 (0)
Freshwater Drum	0.0009 (0.0109)	0 (0)	0 (0)	0 (0)	0 (0)	0 (0)	0 (0)	0 (0)	46 (92)	0 (0)	0 (0)	NS	46 (92)
Lake Trout	0.0000 (0.0000)	0 (0)	0 (0)	0 (0)	0 (0)	0 (0)	0 (0)	0 (0)	0 (0)	0 (0)	0 (0)	NS	0 (0)
Lake Whitefish	0.0000 (0.0000)	0 (0)	0 (0)	0 (0)	0 (0)	0 (0)	0 (0)	0 (0)	0 (0)	0 (0)	0 (0)	NS	0 (0)
Largemouth Bass	0.0000 (0.0000)	0 (0)	0 (0)	0 (0)	0 (0)	0 (0)	0 (0)	0 (0)	0 (0)	0 (0)	0 (0)	NS	0 (0)
Muskellunge	0.0000 (0.0000)	0 (0)	0 (0)	0 (0)	0 (0)	0 (0)	0 (0)	0 (0)	0 (0)	0 (0)	0 (0)	NS	0 (0)
Northern Pike	0.0003 (0.0837)	17 (30)	0 (0)	0 (0)	0 (0)	0 (0)	0 (0)	0 (0)	0 (0)	0 (0)	0 (0)	NS	17 (30)
Other	-- (--)	0 (0)	0 (0)	24 (0)	0 (0)	0 (0)	0 (0)	0 (0)	0 (0)	0 (0)	0 (0)	NS	-- (--)
Pink Salmon	0.0000 (0.0000)	0 (0)	0 (0)	0 (0)	0 (0)	0 (0)	0 (0)	0 (0)	0 (0)	0 (0)	0 (0)	NS	0 (0)
Pumpkinseed	0.0000 (0.0000)	0 (0)	0 (0)	0 (0)	0 (0)	0 (0)	0 (0)	0 (0)	0 (0)	0 (0)	0 (0)	NS	0 (0)
Rainbow Trout	0.0000 (0.0000)	0 (0)	0 (0)	0 (0)	0 (0)	0 (0)	0 (0)	0 (0)	0 (0)	0 (0)	0 (0)	NS	0 (0)
Rock Bass	0.0000 (0.0000)	0 (0)	0 (0)	0 (0)	0 (0)	0 (0)	0 (0)	0 (0)	0 (0)	0 (0)	0 (0)	NS	0 (0)
Round whitefish	0.0000 (0.0000)	0 (0)	0 (0)	0 (0)	0 (0)	0 (0)	0 (0)	0 (0)	0 (0)	0 (0)	0 (0)	NS	0 (0)
Smallmouth bass	0.0000 (0.0000)	0 (0)	0 (0)	0 (0)	0 (0)	0 (0)	0 (0)	0 (0)	0 (0)	0 (0)	0 (0)	NS	0 (0)
Walleye	0.1032 (0.0623)	85 (131)	0 (0)	0 (0)	0 (0)	1,153 (1,275)	2,888 (1,609)	651 (475)	421 (470)	0 (0)	18 (36)	NS	5,217 (2,162)
White bass	0.0000 (0.0000)	0 (0)	0 (0)	0 (0)	0 (0)	0 (0)	0 (0)	0 (0)	0 (0)	0 (0)	0 (0)	NS	0 (0)
White perch	0.0000 (0.0000)	0 (0)	0 (0)	0 (0)	0 (0)	0 (0)	0 (0)	0 (0)	0 (0)	0 (0)	0 (0)	NS	0 (0)
Yellow perch	0.6290 (0.0837)	1,018 (0)	0 (0)	14 (27)	989 (1,698)	73 (146)	224 (458)	3,000 (3,439)	7,793 (3,711)	9,700 (7,518)	8,999 (7,555)	NS	31,809 (10,707)
Angler Hrs		1,407 (660)	139 (226)	1,932 (1,719)	2,182 (1,386)	7,243 (5,555)	13,158 (4,486)	8,327 (3,739)	8,745 (2,672)	4,290 (2,072)	3,150 (1,420)	NS	50,573 (23,936)
Angler Trips		302 (153)	41 (71)	344 (116)	648 (570)	2,002 (972)	3,349 (1,314)	1,653 (663)	1,980 (706)	951 (634)	683 (180)	NS	11,953 (8,461)
Angler Days		302 (153)	41 (71)	344 (116)	648 (570)	2,002 (972)	3,349 (1,314)	1,653 (663)	1,980 (706)	951 (634)	683 (180)	NS	11,953 (8,461)

Table B.147.—Quanicassee to Sebewaing (Site 278) for 2003. “NS” means not sampled.

Species	Harvest per hr	Jan	Feb	Mar	Apr	May	Jun	Jul	Aug	Sep	Oct	Nov	Season
Brown Trout	0.0000 (0.0000)	0 (0)	0 (0)	0 (0)	0 (0)	0 (0)	0 (0)	0 (0)	0 (0)	0 (0)	0 (0)	NS	0 (0)
Channel Catfish	0.0431 (0.0428)	0 (0)	0 (0)	0 (0)	0 (0)	243 (286)	2,049 (2,363)	1,458 (1,765)	589 (606)	67 (82)	3 (6)	NS	4,409 (2,513)
Chinook Salmon	0.0004 (0.0039)	0 (0)	0 (0)	0 (0)	0 (0)	0 (0)	0 (0)	44 (87)	0 (0)	0 (0)	0 (0)	NS	44 (87)
Coho Salmon	0.0000 (0.0000)	0 (0)	0 (0)	0 (0)	0 (0)	0 (0)	0 (0)	0 (0)	0 (0)	0 (0)	0 (0)	NS	0 (0)
Freshwater Drum	0.0046 (0.0111)	0 (0)	0 (0)	44 (80)	0 (0)	0 (0)	275 (444)	0 (0)	131 (210)	22 (44)	0 (0)	NS	473 (471)
Lake Trout	0.0000 (0.0000)	0 (0)	0 (0)	0 (0)	0 (0)	0 (0)	0 (0)	0 (0)	0 (0)	0 (0)	0 (0)	NS	0 (0)
Lake Whitefish	0.0000 (0.0000)	0 (0)	0 (0)	0 (0)	0 (0)	0 (0)	0 (0)	0 (0)	0 (0)	0 (0)	0 (0)	NS	0 (0)
Largemouth Bass	0.0006 (0.0235)	0 (0)	0 (0)	0 (0)	0 (0)	19 (42)	35 (73)	0 (0)	0 (0)	3 (6)	0 (0)	NS	58 (85)
Muskellunge	0.0000 (0.0000)	0 (0)	0 (0)	0 (0)	0 (0)	0 (0)	0 (0)	0 (0)	0 (0)	0 (0)	0 (0)	NS	0 (0)
Northern Pike	0.0015 (0.0061)	83 (143)	0 (0)	0 (0)	0 (0)	0 (0)	63 (91)	0 (0)	11 (22)	0 (0)	0 (0)	NS	156 (171)
Other	0.0003 (0.0023)	0 (0)	0 (0)	0 (0)	0 (0)	0 (0)	9 (20)	0 (0)	25 (46)	0 (0)	0 (0)	NS	35 (41)
Pink Salmon	0.0000 (0.0000)	0 (0)	0 (0)	0 (0)	0 (0)	0 (0)	0 (0)	0 (0)	0 (0)	0 (0)	0 (0)	NS	0 (0)
Pumpkinseed	0.0000 (0.0000)	0 (0)	0 (0)	0 (0)	0 (0)	0 (0)	0 (0)	0 (0)	0 (0)	0 (0)	0 (0)	NS	0 (0)
Rainbow Trout	0.0002 (0.0018)	0 (0)	0 (0)	0 (0)	0 (0)	0 (0)	0 (0)	20 (39)	0 (0)	0 (0)	0 (0)	NS	20 (39)
Rock Bass	0.0011 (0.0524)	0 (0)	0 (0)	0 (0)	0 (0)	100 (213)	9 (18)	0 (0)	0 (0)	0 (0)	0 (0)	NS	109 (214)
Round whitefish	0.0000 (0.0000)	0 (0)	0 (0)	0 (0)	0 (0)	0 (0)	0 (0)	0 (0)	0 (0)	0 (0)	0 (0)	NS	0 (0)
Smallmouth bass	0.0000 (0.0000)	0 (0)	0 (0)	0 (0)	0 (0)	0 (0)	0 (0)	0 (0)	0 (0)	0 (0)	0 (0)	NS	0 (0)
Walleye	0.0572 (0.0252)	90 (186)	271 (390)	111 (204)	0 (0)	0 (0)	883 (651)	2,378 (1,415)	2,006 (774)	116 (176)	0 (0)	NS	5,854 (1,784)
White bass	0.0009 (0.0184)	0 (0)	0 (0)	0 (0)	0 (0)	0 (0)	94 (191)	0 (0)	0 (0)	0 (0)	0 (0)	NS	94 (191)
White perch	0.0047 (0.0087)	0 (0)	0 (0)	0 (0)	0 (0)	0 (0)	375 (370)	88 (175)	17 (33)	0 (0)	0 (0)	NS	480 (410)
Yellow perch	0.2657 (0.1389)	823 (968)	5,839 (9,029)	2,443 (3,370)	8,984 (6,641)	0 (0)	250 (297)	141 (241)	3,162 (2,199)	4,719 (3,289)	810 (1,198)	NS	27,172 (12,006)
Angler Hrs		5,417 (2,334)	7,506 (2,706)	12,577 (7,304)	12,701 (4,083)	3,550 (2,118)	12,795 (6,933)	23,518 (8,548)	15,738 (3,737)	7,176 (2,930)	1,293 (1,159)	NS	102,271 (41,851)
Angler Trips		1,791 (1,018)	1,498 (625)	3,625 (2,509)	5,919 (2,239)	1,063 (689)	2,900 (1,741)	4,489 (1,858)	2,994 (833)	1,764 (919)	327 (321)	NS	26,370 (22,788)
Angler Days		2,099 (1,251)	1,855 (709)	4,560 (2,737)	9,094 (3,312)	830 (565)	2,688 (1,634)	4,030 (1,670)	2,911 (790)	1,764 (919)	235 (242)	NS	30,066 (22,247)

Table B.148.--Sebewaing to Sand Point (Site 288) for 2003. "NS" means not sampled.

Species	Harvest per hr	Jan	Feb	Mar	Apr	May	Jun	Jul	Aug	Sep	Oct	Nov	Season
Brown Trout	0.0000 (0.0000)	0 (0)	0 (0)	0 (0)	0 (0)	0 (0)	0 (0)	0 (0)	0 (0)	0 (0)	0 (0)	NS	0 (0)
Channel Catfish	0.0150 (0.0450)	0 (0)	0 (0)	0 (0)	0 (0)	91 (183)	317 (576)	1,100 (1,367)	34 (35)	43 (59)	0 (0)	NS	1,584 (1,496)
Chinook Salmon	0.0000 (0.0000)	0 (0)	0 (0)	0 (0)	0 (0)	0 (0)	0 (0)	0 (0)	0 (0)	0 (0)	0 (0)	NS	0 (0)
Coho Salmon	0.0000 (0.0000)	0 (0)	0 (0)	0 (0)	0 (0)	0 (0)	0 (0)	0 (0)	0 (0)	0 (0)	0 (0)	NS	0 (0)
Freshwater Drum	0.0003 (0.0027)	0 (0)	0 (0)	0 (0)	0 (0)	0 (0)	0 (0)	22 (35)	0 (0)	10 (19)	0 (0)	NS	32 (40)
Lake Trout	0.0000 (0.0000)	0 (0)	0 (0)	0 (0)	0 (0)	0 (0)	0 (0)	0 (0)	0 (0)	0 (0)	0 (0)	NS	0 (0)
Lake Whitefish	0.0003 (0.0022)	0 (0)	27 (55)	0 (0)	0 (0)	0 (0)	0 (0)	0 (0)	0 (0)	0 (0)	0 (0)	NS	27 (55)
Largemouth Bass	0.0069 (0.0712)	0 (0)	0 (0)	0 (0)	0 (0)	183 (375)	553 (863)	0 (0)	0 (0)	0 (0)	0 (0)	NS	735 (885)
Muskellunge	0.0000 (0.0000)	0 (0)	0 (0)	0 (0)	0 (0)	0 (0)	0 (0)	0 (0)	0 (0)	0 (0)	0 (0)	NS	0 (0)
Northern Pike	0.0003 (0.0814)	0 (0)	0 (0)	0 (0)	0 (0)	0 (0)	36 (54)	0 (0)	0 (0)	0 (0)	0 (0)	NS	36 (54)
Other	0.0068 (0.0731)	0 (0)	0 (0)	0 (0)	0 (0)	18 (37)	675 (1,350)	0 (0)	26 (50)	0 (0)	0 (0)	NS	720 (1,352)
Pink Salmon	0.0000 (0.0000)	0 (0)	0 (0)	0 (0)	0 (0)	0 (0)	0 (0)	0 (0)	0 (0)	0 (0)	0 (0)	NS	0 (0)
Pumpkinseed	0.0022 (0.0444)	129 (262)	0 (0)	0 (0)	2 (2)	103 (213)	0 (0)	0 (0)	0 (0)	0 (0)	0 (0)	NS	233 (337)
Rainbow Trout	0.0000 (0.0000)	0 (0)	0 (0)	0 (0)	0 (0)	0 (0)	0 (0)	0 (0)	0 (0)	0 (0)	0 (0)	NS	0 (0)
Rock Bass	0.0025 (0.0229)	0 (0)	0 (0)	0 (0)	3 (4)	206 (320)	0 (0)	52 (75)	0 (0)	0 (0)	0 (0)	NS	261 (329)
Round whitefish	0.0000 (0.0000)	0 (0)	0 (0)	0 (0)	0 (0)	0 (0)	0 (0)	0 (0)	0 (0)	0 (0)	0 (0)	NS	0 (0)
Smallmouth bass	0.0024 (0.0117)	0 (0)	0 (0)	0 (0)	0 (0)	18 (38)	229 (295)	7 (15)	0 (0)	0 (0)	0 (0)	NS	255 (298)
Walleye	0.0181 (0.0338)	0 (0)	0 (0)	0 (0)	0 (0)	18 (35)	376 (437)	1,110 (748)	410 (474)	0 (0)	0 (0)	NS	1,914 (988)
White bass	0.0001 (0.0011)	0 (0)	0 (0)	0 (0)	0 (0)	0 (0)	0 (0)	7 (15)	0 (0)	0 (0)	0 (0)	NS	7 (15)
White perch	0.0001 (0.0011)	0 (0)	0 (0)	0 (0)	0 (0)	0 (0)	0 (0)	7 (15)	0 (0)	0 (0)	0 (0)	NS	8 (15)
Yellow perch	0.6563 (0.2846)	17,902 (13,813)	15,811 (10,229)	25,552 (24,191)	819 (729)	235 (486)	787 (1,434)	1,422 (1,875)	6,002 (3,260)	947 (733)	8 (0)	NS	69,485 (26,447)
Angler Hrs		27,486 (11,873)	28,902 (7,373)	12,912 (10,887)	513 (370)	4,034 (2,530)	9,869 (5,662)	14,021 (6,621)	6,466 (1,887)	1,668 (814)	5 (0)	NS	105,876 (48,018)
Angler Trips		5,510 (2,511)	4,319 (1,350)	2,251 (1,877)	122 (97)	1,275 (934)	2,524 (1,565)	2,687 (1,295)	1,497 (485)	388 (197)	1 (0)	NS	20,574 (34,979)
Angler Days		6,138 (2,723)	5,194 (1,415)	2,510 (2,011)	177 (129)	1,065 (794)	2,432 (1,478)	2,567 (1,248)	1,441 (478)	355 (189)	1 (0)	NS	21,880 (34,689)

Table B.149.--Sand Point to Port Austin (site 236) for 2003. "NS" means not sampled.

Species	Harvest per hr	Jan	Feb	Mar	Apr	May	Jun	Jul	Aug	Sep	Oct	Nov	Season
Brown Trout	0.0024 (0.0025)	0 (0)	0 (0)	0 (0)	7 (9)	8 (16)	132 (175)	149 (159)	108 (132)	0 (0)	7 (14)	NS	409 (272)
Channel Catfish	0.0004 (0.0030)	0 (0)	0 (0)	0 (0)	0 (0)	0 (0)	0 (0)	76 (114)	0 (0)	0 (0)	0 (0)	NS	76 (114)
Chinook Salmon	0.0514 (0.0196)	0 (0)	0 (0)	0 (0)	0 (0)	1,124 (974)	3,787 (1,380)	73 (109)	878 (598)	1,442 (1,044)	1,454 (1,097)	NS	8,758 (2,257)
Coho Salmon	0.0009 (0.0021)	0 (0)	0 (0)	0 (0)	0 (0)	0 (0)	132 (119)	0 (0)	29 (58)	0 (0)	0 (0)	NS	160 (132)
Freshwater Drum	0.0000 (0.0000)	0 (0)	0 (0)	0 (0)	0 (0)	0 (0)	0 (0)	0 (0)	0 (0)	0 (0)	0 (0)	NS	0 (0)
Lake Trout	0.0516 (0.0221)	0 (0)	0 (0)	0 (0)	14 (28)	892 (806)	3,721 (1,297)	2,191 (1,462)	1,075 (637)	903 (1,228)	0 (0)	NS	8,796 (2,527)
Lake Whitefish	0.0000 (0.0000)	0 (0)	0 (0)	0 (0)	0 (0)	0 (0)	0 (0)	0 (0)	0 (0)	0 (0)	0 (0)	NS	0 (0)
Largemouth Bass	0.0000 (0.0000)	0 (0)	0 (0)	0 (0)	0 (0)	0 (0)	0 (0)	0 (0)	0 (0)	0 (0)	0 (0)	NS	0 (0)
Muskellunge	0.0000 (0.0000)	0 (0)	0 (0)	0 (0)	0 (0)	0 (0)	0 (0)	0 (0)	0 (0)	0 (0)	0 (0)	NS	0 (0)
Northern Pike	0.0000 (0.0000)	0 (0)	0 (0)	0 (0)	0 (0)	0 (0)	0 (0)	0 (0)	0 (0)	0 (0)	0 (0)	NS	0 (0)
Other	0.0000 (0.0000)	0 (0)	0 (0)	0 (0)	0 (0)	0 (0)	0 (0)	0 (0)	0 (0)	0 (0)	0 (0)	NS	0 (0)
Pink Salmon	0.0002 (0.0029)	0 (0)	0 (0)	0 (0)	0 (0)	0 (0)	0 (0)	0 (0)	29 (58)	0 (0)	0 (0)	NS	29 (58)
Pumpkinseed	0.0046 (0.0807)	776 (1,439)	0 (0)	0 (0)	0 (0)	0 (0)	0 (0)	0 (0)	0 (0)	0 (0)	0 (0)	NS	776 (1,439)
Rainbow Trout	0.0024 (0.0024)	0 (0)	0 (0)	31 (61)	0 (0)	6 (12)	184 (159)	100 (124)	86 (130)	0 (0)	0 (0)	NS	407 (248)
Rock Bass	0.0006 (0.0730)	103 (147)	0 (0)	0 (0)	0 (0)	0 (0)	0 (0)	0 (0)	0 (0)	0 (0)	0 (0)	NS	103 (147)
Round whitefish	0.0000 (0.0000)	0 (0)	0 (0)	0 (0)	0 (0)	0 (0)	0 (0)	0 (0)	0 (0)	0 (0)	0 (0)	NS	0 (0)
Smallmouth bass	0.0028 (0.0056)	0 (0)	0 (0)	0 (0)	0 (0)	169 (108)	0 (0)	253 (342)	50 (102)	0 (0)	0 (0)	NS	472 (366)
Walleye	0.0471 (0.0355)	0 (0)	0 (0)	0 (0)	2 (4)	0 (0)	615 (592)	7,260 (4,073)	133 (122)	18 (37)	0 (0)	NS	8,028 (4,118)
White bass	0.0000 (0.0000)	0 (0)	0 (0)	0 (0)	0 (0)	0 (0)	0 (0)	0 (0)	0 (0)	0 (0)	0 (0)	NS	0 (0)
White perch	0.0000 (0.0000)	0 (0)	0 (0)	0 (0)	0 (0)	0 (0)	0 (0)	0 (0)	0 (0)	0 (0)	0 (0)	NS	0 (0)
Yellow perch	0.1138 (0.1165)	7,257 (5,271)	1,877 (1,701)	1,024 (844)	2,046 (2,106)	0 (0)	0 (0)	0 (0)	850 (781)	6,328 (5,295)	4 (7)	NS	19,386 (7,540)
Angler Hrs		20,011 (4,446)	3,492 (1,041)	5,218 (4,442)	6,235 (2,941)	8,543 (5,817)	42,913 (9,977)	39,723 (12,558)	21,095 (7,059)	18,808 (7,368)	4,357 (2,261)	NS	170,394 (57,910)
Angler Trips		4,330 (1,172)	805 (278)	1,494 (1,225)	1,637 (917)	1,827 (1,055)	6,320 (1,565)	9,080 (2,887)	5,003 (1,941)	4,018 (1,665)	1,670 (991)	NS	36,184 (22,976)
Angler Days		3,031 (940)	608 (238)	885 (721)	1,199 (746)	1,486 (895)	5,901 (1,518)	8,477 (2,696)	4,381 (1,709)	3,301 (1,373)	1,167 (618)	NS	30,436 (21,680)

Table B.150.--Saginaw Bay all sites combined for 2004. "NS" means not sampled.

Species	Harvest per hr	Jan	Feb	Mar	Apr	May	Jun	Jul	Aug	Sep	Oct	Nov	Season
Brown Trout	0.0014 (0.0005)	26 (51)	0 (0)	182 (127)	862 (574)	40 (83)	198 (178)	188 (162)	67 (71)	154 (130)	14 (23)	NS	1,732 (660)
Channel Catfish	0.0190 (0.0067)	0 (0)	0 (0)	0 (0)	256 (338)	4,338 (3,510)	5,020 (3,311)	3,239 (1,739)	7,706 (5,864)	3,262 (2,779)	149 (270)	NS	23,970 (8,283)
Chinook Salmon	0.0037 (0.0010)	0 (0)	0 (0)	0 (0)	423 (343)	1,260 (885)	412 (400)	455 (262)	508 (263)	1,250 (532)	342 (232)	NS	4,650 (1,239)
Coho Salmon	0.0002 (0.0002)	0 (0)	0 (0)	0 (0)	155 (285)	0 (0)	77 (109)	0 (0)	1 (0)	20 (37)	10 (15)	NS	263 (308)
Freshwater Drum	0.0003 (0.0002)	0 (0)	0 (0)	0 (0)	0 (0)	34 (92)	0 (0)	158 (139)	53 (165)	127 (145)	0 (0)	NS	372 (278)
Lake Trout	0.0142 (0.0043)	17 (35)	99 (196)	0 (0)	0 (0)	7,426 (4,020)	3,988 (2,407)	2,540 (1,766)	2,681 (1,607)	1,126 (606)	11 (21)	NS	17,888 (5,298)
Lake Whitefish	0.0003 (0.0003)	0 (0)	0 (0)	13 (24)	288 (359)	46 (92)	0 (0)	0 (0)	0 (0)	0 (0)	0 (0)	NS	347 (371)
Largemouth Bass	0.0002 (0.0002)	0 (0)	0 (0)	0 (0)	0 (0)	246 (260)	0 (0)	38 (76)	0 (0)	0 (0)	0 (0)	NS	284 (271)
Muskellunge	0.0000 (0.0000)	0 (0)	0 (0)	0 (0)	0 (0)	0 (0)	0 (0)	0 (0)	0 (0)	0 (0)	0 (0)	NS	0 (0)
Northern Pike	0.0012 (0.0004)	598 (338)	439 (237)	0 (0)	44 (60)	127 (160)	111 (137)	49 (57)	80 (116)	5 (11)	0 (0)	NS	1,454 (485)
Other	0.0001 (0.0002)	0 (0)	0 (0)	0 (0)	95 (192)	0 (0)	0 (0)	10 (19)	0 (0)	0 (0)	0 (0)	NS	105 (192)
Pink Salmon	0.0003 (0.0003)	0 (0)	0 (0)	0 (0)	0 (0)	0 (0)	372 (358)	0 (0)	0 (0)	0 (0)	0 (0)	NS	372 (358)
Pumpkinseed	0.0002 (0.0003)	0 (0)	224 (369)	21 (37)	15 (31)	0 (0)	0 (0)	0 (0)	0 (0)	0 (0)	0 (0)	NS	260 (372)
Rainbow Trout	0.0012 (0.0005)	0 (0)	0 (0)	76 (84)	218 (149)	348 (256)	62 (82)	87 (101)	177 (324)	420 (323)	130 (75)	NS	1,518 (571)
Rock Bass	0.0002 (0.0002)	0 (0)	0 (0)	103 (138)	3 (6)	19 (40)	0 (0)	34 (0)	110 (218)	16 (33)	0 (0)	NS	285 (272)
Round whitefish	0.0004 (0.0003)	188 (168)	357 (307)	12 (19)	0 (0)	0 (0)	0 (0)	0 (0)	0 (0)	0 (0)	0 (0)	NS	557 (351)
Smallmouth bass	0.0017 (0.0013)	0 (0)	0 (0)	0 (0)	0 (0)	138 (268)	1,348 (1,561)	338 (238)	201 (244)	63 (57)	0 (0)	NS	2,088 (1,622)
Walleye	0.0692 (0.0080)	2,086 (1,470)	3,186 (1,453)	2,299 (1,995)	12,672 (2,483)	5,910 (2,803)	21,313 (3,919)	31,569 (5,588)	6,092 (2,515)	1,043 (900)	1,106 (840)	NS	87,276 (8,758)
White bass	0.0011 (0.0016)	0 (0)	0 (0)	0 (0)	999 (2,019)	248 (363)	0 (0)	9 (18)	120 (0)	0 (0)	0 (0)	NS	1,376 (2,066)
White perch	0.0002 (0.0002)	6 (12)	33 (67)	0 (0)	165 (0)	16 (0)	0 (0)	28 (0)	0 (0)	5 (11)	0 (0)	NS	253 (251)
Yellow perch	0.2555 (0.0433)	93,392 (33,244)	93,101 (29,386)	12,946 (6,076)	13,180 (7,599)	1,074 (1,601)	1,172 (1,505)	10,034 (5,439)	31,453 (10,809)	48,524 (17,022)	17,540 (11,323)	NS	322,416 (51,308)
Angler Hrs		144,508 (36,360)	218,029 (31,192)	39,103 (13,769)	126,100 (19,316)	103,638 (25,709)	156,821 (17,866)	220,617 (25,326)	131,075 (19,520)	94,962 (16,362)	26,909 (9,189)	NS	1,261,762 (72,197)
Angler Trips		38,255 (6,130)	51,689 (4,275)	11,284 (4,934)	31,338 (5,312)	23,449 (5,623)	31,243 (3,616)	43,230 (5,269)	25,664 (4,011)	18,777 (3,142)	5,918 (1,577)	NS	280,847 (20,652)
Angler Days		36,023 (5,043)	49,546 (3,704)	11,244 (3,593)	30,735 (4,603)	21,255 (5,272)	29,794 (3,518)	41,334 (5,130)	25,104 (3,963)	17,650 (3,047)	5,464 (1,545)	NS	268,149 (16,944)

Table B.151.--Tawas (Site 250) for 2004. "NS" means not sampled.

Species	Harvest per hr	Jan	Feb	Mar	Apr	May	Jun	Jul	Aug	Sep	Oct	Nov	Season
Brown Trout	0.0086 (0.0048)	26 (51)	0 (0)	151 (217)	292 (312)	40 (83)	43 (78)	65 (66)	66 (71)	112 (117)	3 (6)	NS	798 (334)
Channel Catfish	0.0002 (0.0020)	0 (0)	0 (0)	0 (0)	0 (0)	0 (0)	0 (0)	10 (19)	0 (0)	5 (9)	0 (0)	NS	15 (21)
Chinook Salmon	0.0130 (0.0070)	0 (0)	0 (0)	0 (0)	114 (177)	75 (53)	37 (38)	274 (174)	213 (122)	448 (377)	51 (65)	NS	1,212 (401)
Coho Salmon	0.0005 (0.0065)	0 (0)	0 (0)	0 (0)	0 (0)	0 (0)	40 (81)	0 (0)	0 (0)	0 (0)	10 (15)	NS	49 (82)
Freshwater Drum	0.0003 (0.0018)	0 (0)	0 (0)	0 (0)	0 (0)	11 (21)	0 (0)	10 (19)	0 (0)	9 (18)	0 (0)	NS	29 (34)
Lake Trout	0.0097 (0.0077)	0 (0)	0 (0)	0 (0)	0 (0)	126 (124)	385 (251)	122 (67)	159 (0)	111 (83)	0 (0)	NS	902 (300)
Lake Whitefish	0.0000 (0.0000)	0 (0)	0 (0)	0 (0)	0 (0)	0 (0)	0 (0)	0 (0)	0 (0)	0 (0)	0 (0)	NS	0 (0)
Largemouth Bass	0.0000 (0.0000)	0 (0)	0 (0)	0 (0)	0 (0)	0 (0)	0 (0)	0 (0)	0 (0)	0 (0)	0 (0)	NS	0 (0)
Muskellunge	0.0000 (0.0000)	0 (0)	0 (0)	0 (0)	0 (0)	0 (0)	0 (0)	0 (0)	0 (0)	0 (0)	0 (0)	NS	0 (0)
Northern Pike	0.0091 (0.0088)	339 (271)	322 (206)	0 (0)	44 (60)	74 (137)	0 (0)	33 (70)	29 (57)	5 (11)	0 (0)	NS	847 (371)
Other	0.0001 (0.0018)	0 (0)	0 (0)	0 (0)	0 (0)	0 (0)	0 (0)	10 (19)	0 (0)	0 (0)	0 (0)	NS	10 (19)
Pink Salmon	0.0000 (0.0000)	0 (0)	0 (0)	0 (0)	0 (0)	0 (0)	0 (0)	0 (0)	0 (0)	0 (0)	0 (0)	NS	0 (0)
Pumpkinseed	0.0000 (0.0000)	0 (0)	0 (0)	0 (0)	0 (0)	0 (0)	0 (0)	0 (0)	0 (0)	0 (0)	0 (0)	NS	0 (0)
Rainbow Trout	0.0047 (0.0041)	0 (0)	0 (0)	14 (27)	185 (161)	80 (97)	25 (38)	0 (0)	0 (0)	25 (41)	106 (67)	NS	434 (183)
Rock Bass	0.0011 (0.5920)	0 (0)	0 (0)	0 (0)	0 (0)	0 (0)	0 (0)	0 (0)	101 (218)	0 (0)	0 (0)	NS	101 (218)
Round whitefish	0.0001 (0.0121)	0 (0)	0 (0)	12 (19)	0 (0)	0 (0)	0 (0)	0 (0)	0 (0)	0 (0)	0 (0)	NS	12 (19)
Smallmouth bass	0.0023 (0.0084)	0 (0)	0 (0)	0 (0)	0 (0)	0 (0)	79 (114)	47 (98)	87 (166)	0 (0)	0 (0)	NS	214 (224)
Walleye	0.0193 (0.0128)	0 (0)	60 (89)	51 (79)	246 (308)	502 (531)	527 (471)	115 (88)	265 (499)	37 (37)	0 (0)	NS	1,804 (915)
White bass	0.0000 (0.0000)	0 (0)	0 (0)	0 (0)	0 (0)	0 (0)	0 (0)	0 (0)	0 (0)	0 (0)	0 (0)	NS	0 (0)
White perch	0.0000 (0.0000)	0 (0)	0 (0)	0 (0)	0 (0)	0 (0)	0 (0)	0 (0)	0 (0)	0 (0)	0 (0)	NS	0 (0)
Yellow perch	0.0810 (0.1006)	5,261 (4,596)	1,062 (876)	1,022 (1,168)	50 (104)	10 (21)	6 (0)	46 (37)	79 (65)	27 (11)	0 (0)	NS	7,562 (3,542)
Angler Hrs		9,834 (4,144)	10,744 (2,104)	4,743 (3,762)	16,125 (7,299)	10,551 (5,065)	12,026 (5,296)	10,920 (2,960)	5,658 (1,890)	9,931 (3,878)	2,773 (1,615)	NS	93,305 (38,014)
Angler Trips		2,404 (1,097)	2,623 (719)	1,056 (950)	2,966 (1,476)	2,556 (1,313)	2,835 (1,271)	2,751 (896)	1,612 (655)	2,398 (1,016)	893 (562)	NS	22,094 (23,022)
Angler Days		3,121 (1,372)	3,082 (778)	1,259 (1,096)	3,357 (1,610)	2,062 (1,050)	2,550 (1,169)	2,326 (798)	1,463 (632)	2,037 (899)	752 (494)	NS	22,009 (22,352)

Table B.152.--Au Gres (Site 255) for 2004. "NS" means not sampled.

Species	Harvest per hr	Jan	Feb	Mar	Apr	May	Jun	Jul	Aug	Sep	Oct	Nov	Season
Brown Trout	0.0062 (0.0030)	0 (0)	0 (0)	0 (0)	415 (436)	0 (0)	155 (160)	29 (57)	1 (0)	3 (0)	0 (0)	NS	603 (468)
Channel Catfish	0.0103 (0.0082)	0 (0)	0 (0)	0 (0)	0 (0)	398 (487)	485 (712)	1,390 (1,216)	400 (419)	236 (261)	13 (26)	NS	2,922 (1,419)
Chinook Salmon	0.0014 (0.0023)	0 (0)	0 (0)	0 (0)	276 (285)	0 (0)	0 (0)	28 (56)	0 (0)	78 (93)	27 (53)	NS	408 (309)
Coho Salmon	0.0000 (0.0000)	0 (0)	0 (0)	0 (0)	0 (0)	0 (0)	0 (0)	0 (0)	1 (0)	0 (0)	0 (0)	NS	1 (0)
Freshwater Drum	0.0007 (0.0013)	0 (0)	0 (0)	0 (0)	0 (0)	11 (22)	0 (0)	28 (56)	53 (81)	98 (144)	0 (0)	NS	191 (176)
Lake Trout	0.0000 (0.0000)	0 (0)	0 (0)	0 (0)	0 (0)	0 (0)	0 (0)	0 (0)	0 (0)	0 (0)	0 (0)	NS	0 (0)
Lake Whitefish	0.0002 (0.0044)	0 (0)	0 (0)	0 (0)	0 (0)	46 (92)	0 (0)	0 (0)	0 (0)	0 (0)	0 (0)	NS	46 (92)
Largemouth Bass	0.0000 (0.0000)	0 (0)	0 (0)	0 (0)	0 (0)	0 (0)	0 (0)	0 (0)	0 (0)	0 (0)	0 (0)	NS	0 (0)
Muskellunge	0.0000 (0.0000)	0 (0)	0 (0)	0 (0)	0 (0)	0 (0)	0 (0)	0 (0)	0 (0)	0 (0)	0 (0)	NS	0 (0)
Northern Pike	0.0004 (0.0019)	0 (0)	0 (0)	0 (0)	0 (0)	0 (0)	62 (124)	0 (0)	51 (101)	0 (0)	0 (0)	NS	113 (160)
Other	0.0000 (0.0000)	0 (0)	0 (0)	0 (0)	0 (0)	0 (0)	0 (0)	0 (0)	0 (0)	0 (0)	0 (0)	NS	0 (0)
Pink Salmon	0.0000 (0.0000)	0 (0)	0 (0)	0 (0)	0 (0)	0 (0)	0 (0)	0 (0)	0 (0)	0 (0)	0 (0)	NS	0 (0)
Pumpkinseed	0.0000 (0.0000)	0 (0)	0 (0)	0 (0)	0 (0)	0 (0)	0 (0)	0 (0)	0 (0)	0 (0)	0 (0)	NS	0 (0)
Rainbow Trout	0.0002 (0.0006)	0 (0)	0 (0)	0 (0)	0 (0)	0 (0)	0 (0)	28 (57)	18 (36)	1 (0)	13 (27)	NS	60 (72)
Rock Bass	0.0001 (0.0016)	0 (0)	0 (0)	0 (0)	0 (0)	0 (0)	0 (0)	0 (0)	9 (11)	16 (33)	0 (0)	NS	25 (35)
Round whitefish	0.0000 (0.0000)	0 (0)	0 (0)	0 (0)	0 (0)	0 (0)	0 (0)	0 (0)	0 (0)	0 (0)	0 (0)	NS	0 (0)
Smallmouth bass	0.0004 (0.0018)	0 (0)	0 (0)	0 (0)	0 (0)	0 (0)	0 (0)	102 (122)	0 (0)	0 (0)	0 (0)	NS	102 (122)
Walleye	0.0960 (0.0215)	458 (644)	65 (135)	0 (0)	3,627 (2,272)	2,793 (1,972)	9,106 (2,571)	10,011 (2,715)	1,114 (588)	33 (47)	13 (27)	NS	27,221 (4,791)
White bass	0.0000 (0.0000)	0 (0)	0 (0)	0 (0)	0 (0)	0 (0)	0 (0)	0 (0)	0 (0)	0 (0)	0 (0)	NS	0 (0)
White perch	0.0000 (0.0000)	0 (0)	0 (0)	0 (0)	0 (0)	0 (0)	0 (0)	0 (0)	0 (0)	0 (0)	0 (0)	NS	0 (0)
Yellow perch	0.1586 (0.0520)	7,256 (5,836)	440 (633)	2,042 (1,953)	8,911 (7,890)	0 (0)	835 (1,482)	1,841 (1,504)	15,213 (7,362)	7,605 (4,154)	809 (1,083)	NS	44,951 (12,169)
Angler Hrs		22,666 (13,686)	3,626 (828)	5,814 (6,581)	48,321 (17,814)	22,065 (11,167)	44,152 (9,756)	69,807 (13,941)	40,970 (11,963)	22,040 (8,459)	4,049 (3,234)	NS	283,510 (97,429)
Angler Trips		7,252 (4,455)	1,314 (366)	2,182 (2,586)	12,420 (5,770)	4,185 (2,166)	8,324 (1,978)	12,102 (2,682)	8,033 (2,562)	4,299 (1,689)	1,294 (423)	NS	61,405 (50,409)
Angler Days		6,095 (3,855)	1,211 (367)	1,687 (2,050)	10,887 (5,286)	3,887 (2,087)	7,985 (1,918)	11,550 (2,592)	7,814 (2,506)	4,224 (1,665)	1,270 (400)	NS	56,610 (50,077)

Table B.153.--Saganing Creek to mouth of Saginaw River (Site 260) for 2004. "NS" means not sampled.

Species	Harvest per hr	Jan	Feb	Mar	Apr	May	Jun	Jul	Aug	Sep	Oct	Nov	Season
Brown Trout	0.0000 (0.0000)	0 (0)	0 (0)	0 (0)	0 (0)	0 (0)	0 (0)	0 (0)	0 (0)	0 (0)	0 (0)	NS	0 (0)
Channel Catfish	0.0313 (0.0333)	0 (0)	0 (0)	0 (0)	0 (0)	1,525 (2,713)	2,009 (3,197)	613 (823)	6,817 (5,840)	804 (959)	136 (268)	NS	11,904 (7,305)
Chinook Salmon	0.0000 (0.0000)	0 (0)	0 (0)	0 (0)	0 (0)	0 (0)	0 (0)	0 (0)	0 (0)	0 (0)	0 (0)	NS	0 (0)
Coho Salmon	0.0000 (0.0000)	0 (0)	0 (0)	0 (0)	0 (0)	0 (0)	0 (0)	0 (0)	0 (0)	0 (0)	0 (0)	NS	0 (0)
Freshwater Drum	0.0000 (0.0000)	0 (0)	0 (0)	0 (0)	0 (0)	0 (0)	0 (0)	0 (0)	0 (0)	0 (0)	0 (0)	NS	0 (0)
Lake Trout	0.0003 (0.0027)	0 (0)	99 (196)	0 (0)	0 (0)	0 (0)	0 (0)	0 (0)	0 (0)	0 (0)	0 (0)	NS	99 (196)
Lake Whitefish	0.0000 (0.0000)	0 (0)	0 (0)	0 (0)	0 (0)	0 (0)	0 (0)	0 (0)	0 (0)	0 (0)	0 (0)	NS	0 (0)
Largemouth Bass	0.0001 (0.0011)	0 (0)	0 (0)	0 (0)	0 (0)	0 (0)	0 (0)	38 (76)	0 (0)	0 (0)	0 (0)	NS	38 (76)
Muskellunge	0.0000 (0.0000)	0 (0)	0 (0)	0 (0)	0 (0)	0 (0)	0 (0)	0 (0)	0 (0)	0 (0)	0 (0)	NS	0 (0)
Northern Pike	0.0000 (0.0000)	0 (0)	0 (0)	0 (0)	0 (0)	0 (0)	0 (0)	0 (0)	0 (0)	0 (0)	0 (0)	NS	0 (0)
Other	0.0000 (0.0000)	0 (0)	0 (0)	0 (0)	0 (0)	0 (0)	0 (0)	0 (0)	0 (0)	0 (0)	0 (0)	NS	0 (0)
Pink Salmon	0.0000 (0.0000)	0 (0)	0 (0)	0 (0)	0 (0)	0 (0)	0 (0)	0 (0)	0 (0)	0 (0)	0 (0)	NS	0 (0)
Pumpkinseed	0.0000 (0.0000)	0 (0)	0 (0)	0 (0)	0 (0)	0 (0)	0 (0)	0 (0)	0 (0)	0 (0)	0 (0)	NS	0 (0)
Rainbow Trout	0.0000 (0.0000)	0 (0)	0 (0)	0 (0)	0 (0)	0 (0)	0 (0)	0 (0)	0 (0)	0 (0)	0 (0)	NS	0 (0)
Rock Bass	0.0000 (0.0000)	0 (0)	0 (0)	0 (0)	0 (0)	0 (0)	0 (0)	0 (0)	0 (0)	0 (0)	0 (0)	NS	0 (0)
Round whitefish	0.0012 (0.0030)	86 (168)	357 (345)	0 (0)	0 (0)	0 (0)	0 (0)	0 (0)	0 (0)	0 (0)	0 (0)	NS	443 (350)
Smallmouth bass	0.0001 (0.0019)	0 (0)	0 (0)	0 (0)	0 (0)	0 (0)	40 (79)	0 (0)	0 (0)	0 (0)	0 (0)	NS	40 (79)
Walleye	0.0843 (0.0199)	1,072 (1,293)	1,946 (1,414)	1,300 (1,418)	1,623 (1,319)	1,482 (1,784)	7,938 (2,603)	11,530 (4,340)	3,400 (2,269)	735 (861)	1,079 (839)	NS	32,105 (6,494)
White bass	0.0026 (0.1485)	0 (0)	0 (0)	0 (0)	999 (2,019)	0 (0)	0 (0)	0 (0)	0 (0)	0 (0)	0 (0)	NS	999 (2,019)
White perch	0.0000 (0.0000)	0 (0)	0 (0)	0 (0)	0 (0)	0 (0)	0 (0)	0 (0)	0 (0)	0 (0)	0 (0)	NS	0 (0)
Yellow perch	0.2757 (0.0885)	21,146 (17,359)	12,307 (12,252)	3,063 (3,498)	79 (157)	0 (0)	119 (137)	6,935 (5,084)	11,889 (7,246)	35,235 (16,327)	14,240 (11,143)	NS	105,012 (27,620)
Angler Hrs		44,895 (21,642)	81,953 (20,537)	13,627 (14,020)	15,093 (8,799)	23,700 (16,062)	42,138 (9,388)	67,072 (17,001)	46,368 (13,348)	33,307 (12,260)	12,703 (8,613)	NS	380,856 (141,670)
Angler Trips		11,018 (5,338)	17,279 (4,500)	3,464 (4,501)	3,539 (2,131)	5,505 (3,794)	7,982 (1,849)	12,674 (3,450)	8,087 (2,483)	5,417 (2,029)	2,124 (1,417)	NS	77,089 (80,020)
Angler Days		8,590 (4,358)	14,416 (3,879)	2,561 (3,456)	3,539 (2,131)	5,505 (3,794)	7,826 (1,826)	12,674 (3,450)	8,087 (2,483)	5,417 (2,029)	2,124 (1,417)	NS	70,739 (79,997)

Table B.154.—The Saginaw River — mouth to confluence with Tittabawassee River (Site 355) for 2004. “NS” means not sampled.

Species	Harvest per hr	Jan	Feb	Mar	Apr	May	Jun	Jul	Aug	Sep	Oct	Nov	Dec	Season
Black crappie	0.0000 (0.0000)	0 (0)	0 (0)	0 (0)	NS	NS	NS	NS	NS	NS	NS	NS	NS	0 (0)
Bluegill	0.0000 (0.0000)	0 (0)	0 (0)	0 (0)	NS	NS	NS	NS	NS	NS	NS	NS	NS	0 (0)
Channel Catfish	0.0000 (0.0000)	0 (0)	0 (0)	0 (0)	NS	NS	NS	NS	NS	NS	NS	NS	NS	0 (0)
Common white sucker	0.0000 (0.0000)	0 (0)	0 (0)	0 (0)	NS	NS	NS	NS	NS	NS	NS	NS	NS	0 (0)
Freshwater Drum	0.0000 (0.0000)	0 (0)	0 (0)	0 (0)	NS	NS	NS	NS	NS	NS	NS	NS	NS	0 (0)
Lake Trout	0.0000 (0.0000)	0 (0)	0 (0)	0 (0)	NS	NS	NS	NS	NS	NS	NS	NS	NS	0 (0)
Lake Whitefish	0.0000 (0.0000)	0 (0)	0 (0)	0 (0)	NS	NS	NS	NS	NS	NS	NS	NS	NS	0 (0)
Largemouth Bass	0.0000 (0.0000)	0 (0)	0 (0)	0 (0)	NS	NS	NS	NS	NS	NS	NS	NS	NS	0 (0)
Northern Pike	0.0000 (0.0000)	0 (0)	0 (0)	0 (0)	NS	NS	NS	NS	NS	NS	NS	NS	NS	0 (0)
Other	0.0000 (0.0000)	0 (0)	0 (0)	0 (0)	NS	NS	NS	NS	NS	NS	NS	NS	NS	0 (0)
Pumpkinseed	0.0000 (0.0000)	0 (0)	0 (0)	0 (0)	NS	NS	NS	NS	NS	NS	NS	NS	NS	0 (0)
Rainbow Trout	0.0000 (0.0000)	0 (0)	0 (0)	0 (0)	NS	NS	NS	NS	NS	NS	NS	NS	NS	0 (0)
Rock Bass	0.0000 (0.0000)	0 (0)	0 (0)	0 (0)	NS	NS	NS	NS	NS	NS	NS	NS	NS	0 (0)
Smallmouth bass	0.0000 (0.0000)	0 (0)	0 (0)	0 (0)	NS	NS	NS	NS	NS	NS	NS	NS	NS	0 (0)
Walleye	0.0178 (0.0128)	541 (565)	1,046 (699)	911 (1,401)	NS	NS	NS	NS	NS	NS	NS	NS	NS	2,498 (1,665)
White bass	0.0000 (0.0000)	0 (0)	0 (0)	0 (0)	NS	NS	NS	NS	NS	NS	NS	NS	NS	0 (0)
White perch	0.0000 (0.0000)	0 (0)	0 (0)	0 (0)	NS	NS	NS	NS	NS	NS	NS	NS	NS	0 (0)
Yellow perch	0.6489 (0.3250)	45,265 (29,384)	45,829 (25,200)	0 (0)	NS	NS	NS	NS	NS	NS	NS	NS	NS	91,094 (38,710)
Angler Hrs		48,259 (27,909)	88,844 (24,451)	3,283 (2,977)	NS	NS	NS	NS	NS	NS	NS	NS	NS	140,385 (37,224)
Angler Trips		12,903 (7,309)	23,294 (6,233)	810 (714)	NS	NS	NS	NS	NS	NS	NS	NS	NS	37,007 (9,632)
Angler Days		12,903 (7,309)	23,294 (6,233)	810 (714)	NS	NS	NS	NS	NS	NS	NS	NS	NS	37,007 (9,632)

Table B.155.—Tittabawassee River — Dow Dam to confluence with the Saginaw River (Site 401) for 2004. “NS” means not sampled; “-” means an estimate was incalculable; “*” indicates no creel was performed and only Charter data were obtained.

Species	Harvest per hr	Jan	Feb	Mar	Apr	May	Jun	Jul	Aug	Sep	Oct	Nov	Dec	Season
Black crappie	0.0000 (0.0000)	0 (0)	0 (0)	0 (0)	0 (0)	0 (0)	NS	NS	NS	NS	NS	NS	NS	0 (0)
Bluegill	0.0000 (0.0000)	0 (0)	0 (0)	0 (0)	0 (0)	0 (0)	NS	NS	NS	NS	NS	NS	NS	0 (0)
Channel Catfish	0.0058 (0.0101)	0 (0)	0 (0)	0 (0)	127 (255)	20 (40)	NS	NS	NS	NS	NS	NS	NS	147 (259)
Common white sucker	0.0000 (0.0000)	0 (0)	0 (0)	0 (0)	0 (0)	0 (0)	NS	NS	NS	NS	NS	NS	NS	0 (0)
Freshwater Drum	0.0004 (0.0008)	0 (0)	0 (0)	0 (0)	0 (0)	10 (20)	NS	NS	NS	NS	NS	NS	NS	10 (20)
Northern Pike	0.0000 (0.0000)	0 (0)	0 (0)	0 (0)	0 (0)	0 (0)	NS	NS	NS	NS	NS	NS	NS	0 (0)
Other	0.0037 (0.0075)	0 (0)	0 (0)	0 (0)	95 (192)	0 (0)	NS	NS	NS	NS	NS	NS	NS	95 (192)
Pumpkinseed	0.0000 (0.0000)	0 (0)	0 (0)	0 (0)	0 (0)	0 (0)	NS	NS	NS	NS	NS	NS	NS	0 (0)
Rainbow Trout	0.0000 (0.0000)	0 (0)	0 (0)	0 (0)	0 (0)	0 (0)	NS	NS	NS	NS	NS	NS	NS	0 (0)
Rock Bass	0.0000 (0.0000)	0 (0)	0 (0)	0 (0)	0 (0)	0 (0)	NS	NS	NS	NS	NS	NS	NS	0 (0)
Smallmouth bass	0.0000 (0.0000)	0 (0)	0 (0)	0 (0)	0 (0)	0 (0)	NS	NS	NS	NS	NS	NS	NS	0 (0)
Walleye	0.2776 (0.0161)	0 (0)	0 (0)	37 (73)	6,977 (70)	69 (102)	NS	*4 (0)	NS	NS	NS	NS	NS	7,086 (144)
White bass	0.0097 (0.0142)	0 (0)	0 (0)	0 (0)	0 (0)	248 (363)	NS	NS	NS	NS	NS	NS	NS	248 (363)
White perch	0.0000 (0.0000)	0 (0)	0 (0)	0 (0)	0 (0)	0 (0)	NS	NS	NS	NS	NS	NS	NS	0 (0)
Yellow perch	0.0000 (0.0000)	0 (0)	0 (0)	0 (0)	0 (0)	0 (0)	NS	NS	NS	NS	NS	NS	NS	0 (0)
Angler Hrs		162 (-)	261 (158)	932 (1,041)	23,412 (300)	743 (842)	NS	*8 (0)	NS	NS	NS	NS	NS	25,518 (1,381)
Angler Trips		46 (-)	83 (35)	350 (385)	4,161 (152)	363 (417)	NS	*1 (0)	NS	NS	NS	NS	NS	5,003 (589)
Angler Days		46 (-)	83 (35)	350 (385)	3,815 (152)	363 (417)	NS	*2 (0)	NS	NS	NS	NS	NS	4,657 (589)

Table B.156.--Essexville to mouth of Saginaw River (Site 356) for 2004. "NS" means not sampled.

Species	Harvest per hr	Jan	Feb	Mar	Apr	May	Jun	Jul	Aug	Sep	Oct	Nov	Season
Brown Trout	0.0000 (0.0000)	0 (0)	0 (0)	0 (0)	0 (0)	0 (0)	0 (0)	0 (0)	0 (0)	0 (0)	0 (0)	NS	0 (0)
Channel Catfish	0.0792 (0.1884)	0 (0)	0 (0)	0 (0)	0 (0)	176 (0)	0 (0)	413 (583)	242 (252)	2,142 (2,614)	0 (0)	NS	2,973 (2,665)
Chinook Salmon	0.0000 (0.0000)	0 (0)	0 (0)	0 (0)	0 (0)	0 (0)	0 (0)	0 (0)	0 (0)	0 (0)	0 (0)	NS	0 (0)
Coho Salmon	0.0000 (0.0000)	0 (0)	0 (0)	0 (0)	0 (0)	0 (0)	0 (0)	0 (0)	0 (0)	0 (0)	0 (0)	NS	0 (0)
Freshwater Drum	0.0020 (0.0152)	0 (0)	0 (0)	0 (0)	0 (0)	0 (0)	0 (0)	73 (100)	0 (0)	0 (0)	0 (0)	NS	73 (100)
Lake Trout	0.0000 (0.0000)	0 (0)	0 (0)	0 (0)	0 (0)	0 (0)	0 (0)	0 (0)	0 (0)	0 (0)	0 (0)	NS	0 (0)
Lake Whitefish	0.0077 (0.5836)	0 (0)	0 (0)	0 (0)	288 (359)	0 (0)	0 (0)	0 (0)	0 (0)	0 (0)	0 (0)	NS	288 (268)
Largemouth Bass	0.0000 (0.0000)	0 (0)	0 (0)	0 (0)	0 (0)	0 (0)	0 (0)	0 (0)	0 (0)	0 (0)	0 (0)	NS	0 (0)
Muskellunge	0.0000 (0.0000)	0 (0)	0 (0)	0 (0)	0 (0)	0 (0)	0 (0)	0 (0)	0 (0)	0 (0)	0 (0)	NS	0 (0)
Northern Pike	0.0035 (0.0051)	117 (0)	7 (14)	0 (0)	0 (0)	0 (0)	0 (0)	7 (14)	0 (0)	0 (0)	0 (0)	NS	131 (20)
Other	0.0000 (0.0000)	0 (0)	0 (0)	0 (0)	0 (0)	0 (0)	0 (0)	0 (0)	0 (0)	0 (0)	0 (0)	NS	0 (0)
Pink Salmon	0.0000 (0.0000)	0 (0)	0 (0)	0 (0)	0 (0)	0 (0)	0 (0)	0 (0)	0 (0)	0 (0)	0 (0)	NS	0 (0)
Pumpkinseed	0.0000 (0.0000)	0 (0)	0 (0)	0 (0)	0 (0)	0 (0)	0 (0)	0 (0)	0 (0)	0 (0)	0 (0)	NS	0 (0)
Rainbow Trout	0.0000 (0.0000)	0 (0)	0 (0)	0 (0)	0 (0)	0 (0)	0 (0)	0 (0)	0 (0)	0 (0)	0 (0)	NS	0 (0)
Rock Bass	0.0000 (0.0000)	0 (0)	0 (0)	0 (0)	0 (0)	0 (0)	0 (0)	0 (0)	0 (0)	0 (0)	0 (0)	NS	0 (0)
Round whitefish	0.0000 (0.0000)	0 (0)	0 (0)	0 (0)	0 (0)	0 (0)	0 (0)	0 (0)	0 (0)	0 (0)	0 (0)	NS	0 (0)
Smallmouth bass	0.0037 (0.0434)	0 (0)	0 (0)	0 (0)	0 (0)	138 (268)	0 (0)	0 (0)	0 (0)	0 (0)	0 (0)	NS	138 (268)
Walleye	0.1015 (0.0470)	15 (0)	61 (69)	0 (0)	158 (129)	909 (686)	1,133 (890)	1,253 (640)	132 (139)	135 (235)	14 (27)	NS	3,811 (1,330)
White bass	0.0000 (0.0000)	0 (0)	0 (0)	0 (0)	0 (0)	0 (0)	0 (0)	0 (0)	0 (0)	0 (0)	0 (0)	NS	0 (0)
White perch	0.0000 (0.0000)	0 (0)	0 (0)	0 (0)	0 (0)	0 (0)	0 (0)	0 (0)	0 (0)	0 (0)	0 (0)	NS	0 (0)
Yellow perch	0.1759 (0.2789)	316 (491)	1,687 (2,046)	1,898 (3,831)	187 (283)	0 (0)	0 (0)	945 (1,185)	0 (0)	357 (313)	1,211 (862)	NS	6,602 (4,415)
Angler Hrs		858 (612)	1,621 (1,276)	1,993 (2,336)	2,063 (1,187)	6,779 (3,914)	8,621 (3,600)	6,961 (2,290)	3,331 (1,426)	3,871 (1,969)	1,440 (612)	NS	37,536 (19,222)
Angler Trips		265 (174)	379 (288)	460 (547)	519 (493)	1,300 (681)	2,059 (597)	1,269 (510)	585 (236)	859 (498)	271 (130)	NS	7,966 (8,064)
Angler Days		265 (174)	353 (274)	460 (547)	519 (493)	1,300 (681)	2,059 (597)	1,269 (510)	585 (236)	859 (498)	271 (130)	NS	7,940 (8,064)

Table B.157.–Quanicassee to Sebewaing (Site 278) for 2004. “NS” means not sampled.

Species	Harvest per hr	Jan	Feb	Mar	Apr	May	Jun	Jul	Aug	Sep	Oct	Nov	Season
Brown Trout	0.0000 (0.0000)	0 (0)	0 (0)	0 (0)	0 (0)	0 (0)	0 (0)	0 (0)	0 (0)	0 (0)	0 (0)	NS	0 (0)
Channel Catfish	0.0315 (0.0214)	0 (0)	0 (0)	0 (0)	129 (248)	928 (872)	456 (516)	738 (900)	128 (163)	64 (82)	0 (0)	NS	2,442 (1,322)
Chinook Salmon	0.0000 (0.0000)	0 (0)	0 (0)	0 (0)	0 (0)	0 (0)	0 (0)	0 (0)	0 (0)	0 (0)	0 (0)	NS	0 (0)
Coho Salmon	0.0000 (0.0000)	0 (0)	0 (0)	0 (0)	0 (0)	0 (0)	0 (0)	0 (0)	0 (0)	0 (0)	0 (0)	NS	0 (0)
Freshwater Drum	0.0027 (0.0040)	0 (0)	0 (0)	0 (0)	0 (0)	76 (84)	21 (42)	41 (78)	72 (144)	0 (0)	0 (0)	NS	210 (183)
Lake Trout	0.0000 (0.0000)	0 (0)	0 (0)	0 (0)	0 (0)	0 (0)	0 (0)	0 (0)	0 (0)	0 (0)	0 (0)	NS	0 (0)
Lake Whitefish	0.0000 (0.0000)	0 (0)	0 (0)	0 (0)	0 (0)	0 (0)	0 (0)	0 (0)	0 (0)	0 (0)	0 (0)	NS	0 (0)
Largemouth Bass	0.0032 (0.1298)	0 (0)	0 (0)	0 (0)	0 (0)	246 (260)	0 (0)	0 (0)	0 (0)	0 (0)	0 (0)	NS	246 (260)
Muskellunge	0.0000 (0.0000)	0 (0)	0 (0)	0 (0)	0 (0)	0 (0)	0 (0)	0 (0)	0 (0)	0 (0)	0 (0)	NS	0 (0)
Northern Pike	0.0006 (0.0055)	0 (0)	0 (0)	0 (0)	0 (0)	0 (0)	49 (57)	0 (0)	0 (0)	0 (0)	0 (0)	NS	49 (57)
Other	0.0000 (0.0000)	0 (0)	0 (0)	0 (0)	0 (0)	0 (0)	0 (0)	0 (0)	0 (0)	0 (0)	0 (0)	NS	0 (0)
Pink Salmon	0.0000 (0.0000)	0 (0)	0 (0)	0 (0)	0 (0)	0 (0)	0 (0)	0 (0)	0 (0)	0 (0)	0 (0)	NS	0 (0)
Pumpkinseed	0.0000 (0.0000)	0 (0)	0 (0)	0 (0)	0 (0)	0 (0)	0 (0)	0 (0)	0 (0)	0 (0)	0 (0)	NS	0 (0)
Rainbow Trout	0.0000 (0.0000)	0 (0)	0 (0)	0 (0)	0 (0)	0 (0)	0 (0)	0 (0)	0 (0)	0 (0)	0 (0)	NS	0 (0)
Rock Bass	0.0004 (0.0033)	0 (0)	0 (0)	0 (0)	0 (0)	0 (0)	0 (0)	34 (68)	0 (0)	0 (0)	0 (0)	NS	34 (68)
Round whitefish	0.0000 (0.0000)	0 (0)	0 (0)	0 (0)	0 (0)	0 (0)	0 (0)	0 (0)	0 (0)	0 (0)	0 (0)	NS	0 (0)
Smallmouth bass	0.0000 (0.0000)	0 (0)	0 (0)	0 (0)	0 (0)	0 (0)	0 (0)	0 (0)	0 (0)	0 (0)	0 (0)	NS	0 (0)
Walleye	0.0810 (0.0382)	0 (0)	0 (0)	0 (0)	14 (25)	122 (200)	1,555 (802)	3,834 (1,461)	738 (685)	21 (43)	0 (0)	NS	6,283 (1,814)
White bass	0.0016 (0.0213)	0 (0)	0 (0)	0 (0)	0 (0)	0 (0)	0 (0)	0 (0)	120 (242)	0 (0)	0 (0)	NS	120 (242)
White perch	0.0027 (0.0073)	0 (0)	0 (0)	0 (0)	165 (232)	16 (34)	0 (0)	28 (56)	0 (0)	0 (0)	0 (0)	NS	209 (242)
Yellow perch	0.1351 (0.0649)	653 (1,145)	159 (181)	808 (1,013)	1,616 (1,781)	0 (0)	207 (223)	17 (35)	2,647 (2,958)	3,137 (1,922)	1,236 (1,488)	NS	10,480 (4,339)
Angler Hrs		4,562 (1,877)	1,845 (815)	3,012 (2,794)	11,669 (5,663)	5,955 (4,273)	11,874 (3,492)	21,325 (4,184)	11,652 (4,398)	4,822 (1,468)	836 (858)	NS	77,552 (29,822)
Angler Trips		1,379 (930)	319 (235)	1,452 (1,473)	3,518 (1,807)	2,043 (1,458)	2,748 (944)	4,789 (1,105)	2,486 (1,076)	1,028 (378)	165 (171)	NS	19,927 (16,282)
Angler Days		1,761 (1,076)	471 (307)	2,555 (2,669)	5,191 (2,549)	1,586 (1,197)	2,438 (846)	4,651 (1,070)	2,440 (1,051)	962 (364)	149 (156)	NS	22,204 (15,834)

Table B.158.--Sebewaing to Sand Point (Site 288) for 2004. "NS" means not sampled.

Species	Harvest per hr	Jan	Feb	Mar	Apr	May	Jun	Jul	Aug	Sep	Oct	Nov	Season
Brown Trout	0.0000 (0.0000)	0 (0)	0 (0)	0 (0)	0 (0)	0 (0)	0 (0)	0 (0)	0 (0)	0 (0)	0 (0)	NS	0 (0)
Channel Catfish	0.0267 (0.0743)	0 (0)	0 (0)	0 (0)	0 (0)	1,212 (2,031)	401 (550)	18 (25)	7 (14)	11 (17)	0 (0)	NS	1,648 (2,058)
Chinook Salmon	0.0000 (0.0000)	0 (0)	0 (0)	0 (0)	0 (0)	0 (0)	0 (0)	0 (0)	0 (0)	0 (0)	0 (0)	NS	0 (0)
Coho Salmon	0.0000 (0.0000)	0 (0)	0 (0)	0 (0)	0 (0)	0 (0)	0 (0)	0 (0)	0 (0)	0 (0)	0 (0)	NS	0 (0)
Freshwater Drum	0.0004 (0.0039)	0 (0)	0 (0)	0 (0)	0 (0)	0 (0)	0 (0)	23 (33)	0 (0)	0 (0)	0 (0)	NS	23 (33)
Lake Trout	0.0000 (0.0000)	0 (0)	0 (0)	0 (0)	0 (0)	0 (0)	0 (0)	0 (0)	0 (0)	0 (0)	0 (0)	NS	0 (0)
Lake Whitefish	0.0000 (0.0000)	0 (0)	0 (0)	0 (0)	0 (0)	0 (0)	0 (0)	0 (0)	0 (0)	0 (0)	0 (0)	NS	0 (0)
Largemouth Bass	0.0000 (0.0000)	0 (0)	0 (0)	0 (0)	0 (0)	0 (0)	0 (0)	0 (0)	0 (0)	0 (0)	0 (0)	NS	0 (0)
Muskellunge	0.0000 (0.0000)	0 (0)	0 (0)	0 (0)	0 (0)	0 (0)	0 (0)	0 (0)	0 (0)	0 (0)	0 (0)	NS	0 (0)
Northern Pike	0.0050 (0.0086)	136 (202)	110 (116)	0 (0)	0 (0)	53 (116)	0 (0)	9 (18)	0 (0)	0 (0)	0 (0)	NS	308 (261)
Other	0.0000 (0.0000)	0 (0)	0 (0)	0 (0)	0 (0)	0 (0)	0 (0)	0 (0)	0 (0)	0 (0)	0 (0)	NS	0 (0)
Pink Salmon	0.0000 (0.0000)	0 (0)	0 (0)	0 (0)	0 (0)	0 (0)	0 (0)	0 (0)	0 (0)	0 (0)	0 (0)	NS	0 (0)
Pumpkinseed	0.0042 (0.0154)	0 (0)	224 (409)	21 (37)	15 (31)	0 (0)	0 (0)	0 (0)	0 (0)	0 (0)	0 (0)	NS	260 (372)
Rainbow Trout	0.0000 (0.0000)	0 (0)	0 (0)	0 (0)	0 (0)	0 (0)	0 (0)	0 (0)	0 (0)	0 (0)	0 (0)	NS	0 (0)
Rock Bass	0.0017 (0.0403)	0 (0)	0 (0)	103 (141)	3 (6)	0 (0)	0 (0)	0 (0)	0 (0)	0 (0)	0 (0)	NS	106 (139)
Round whitefish	0.0000 (0.0000)	0 (0)	0 (0)	0 (0)	0 (0)	0 (0)	0 (0)	0 (0)	0 (0)	0 (0)	0 (0)	NS	0 (0)
Smallmouth bass	0.0021 (0.0267)	0 (0)	0 (0)	0 (0)	0 (0)	0 (0)	132 (214)	0 (0)	0 (0)	0 (0)	0 (0)	NS	132 (214)
Walleye	0.0416 (0.0448)	0 (0)	0 (0)	0 (0)	0 (0)	0 (0)	790 (505)	1,565 (738)	171 (137)	43 (65)	0 (0)	NS	2,568 (907)
White bass	0.0001 (0.0021)	0 (0)	0 (0)	0 (0)	0 (0)	0 (0)	0 (0)	9 (18)	0 (0)	0 (0)	0 (0)	NS	9 (18)
White perch	0.0001 (0.0049)	0 (0)	0 (0)	0 (0)	0 (0)	0 (0)	0 (0)	0 (0)	0 (0)	5 (11)	0 (0)	NS	5 (11)
Yellow perch	0.5337 (0.2335)	5,131 (4,533)	23,205 (13,077)	1,914 (1,923)	162 (153)	0 (0)	0 (0)	250 (249)	1,274 (1,086)	1,045 (1,092)	0 (0)	NS	32,979 (10,126)
Angler Hrs		7,802 (3,920)	20,810 (6,246)	2,835 (2,963)	2,087 (827)	4,316 (5,201)	8,327 (3,810)	8,703 (2,927)	4,559 (1,492)	2,351 (1,756)	0 (0)	NS	61,789 (29,141)
Angler Trips		1,640 (894)	4,342 (1,400)	700 (765)	569 (260)	1,294 (1,491)	1,932 (962)	1,673 (585)	866 (311)	498 (403)	0 (0)	NS	13,514 (17,709)
Angler Days		2,117 (1,118)	4,820 (1,512)	863 (962)	829 (373)	1,132 (1,263)	1,932 (962)	1,500 (535)	810 (301)	498 (403)	0 (0)	NS	14,501 (17,421)

Table B.159.–Caseville (Site 290) for 2004. “NS” means not sampled.

Species	Harvest per hr	Jan	Feb	Mar	Apr	May	Jun	Jul	Aug	Sep	Oct	Nov	Season
Brown Trout	(0.0000)	NS	NS	NS	0	0	0	0	0	0	0	NS	0
	(0.0000)				(0)	(0)	(0)	(0)	(0)	(0)	(0)		(0)
Channel Catfish	0.0586	NS	NS	NS	0	79	1,669	57	59	0	0	NS	1,863
	(0.0272)				(0)	(193)	(211)	(108)	(91)	(0)	(0)		(255)
Chinook Salmon	0.0018	NS	NS	NS	0	0	0	0	0	56	0	NS	56
	(0.0237)				(0)	(0)	(0)	(0)	(0)	(128)	(0)		(92)
Coho Salmon	0.0000	NS	NS	NS	0	0	0	0	0	0	0	NS	0
	(0.0000)				(0)	(0)	(0)	(0)	(0)	(0)	(0)		(0)
Freshwater Drum	0.0002	NS	NS	NS	0	2	0	6	0	0	0	NS	8
	(0.0130)				(0)	(4)	(0)	(11)	(0)	(0)	(0)		(11)
Lake Trout	0.0021	NS	NS	NS	0	67	0	0	0	0	0	NS	67
	(0.0847)				(0)	(143)	(0)	(0)	(0)	(0)	(0)		(143)
Lake Whitefish	0.0000	NS	NS	NS	0	0	0	0	0	0	0	NS	0
	(0.0000)				(0)	(0)	(0)	(0)	(0)	(0)	(0)		(0)
Largemouth Bass	0.0000	NS	NS	NS	0	0	0	0	0	0	0	NS	0
	(0.0000)				(0)	(0)	(0)	(0)	(0)	(0)	(0)		(0)
Muskellunge	0.0000	NS	NS	NS	0	0	0	0	0	0	0	NS	0
	(0.0000)				(0)	(0)	(0)	(0)	(0)	(0)	(0)		(0)
Northern Pike	0.0000	NS	NS	NS	0	0	0	0	0	0	0	NS	0
	(0.0000)				(0)	(0)	(0)	(0)	(0)	(0)	(0)		(0)
Other	0.0000	NS	NS	NS	0	0	0	0	0	0	0	NS	0
	(0.0000)				(0)	(0)	(0)	(0)	(0)	(0)	(0)		(0)
Pink Salmon	0.0000	NS	NS	NS	0	0	0	0	0	0	0	NS	0
	(0.0000)				(0)	(0)	(0)	(0)	(0)	(0)	(0)		(0)
Pumpkinseed	0.0000	NS	NS	NS	0	0	0	0	0	0	0	NS	0
	(0.0000)				(0)	(0)	(0)	(0)	(0)	(0)	(0)		(0)
Rainbow Trout	0.0057	NS	NS	NS	0	0	0	23	159	0	0	NS	182
	(0.0246)				(0)	(0)	(0)	(43)	(322)	(0)	(0)		(325)
Rock Bass	0.0000	NS	NS	NS	0	0	0	0	0	0	0	NS	0
	(0.0000)				(0)	(0)	(0)	(0)	(0)	(0)	(0)		(0)
Round whitefish	0.0000	NS	NS	NS	0	0	0	0	0	0	0	NS	0
	(0.0000)				(0)	(0)	(0)	(0)	(0)	(0)	(0)		(0)
Smallmouth bass	0.0027	NS	NS	NS	0	0	0	23	0	63	0	NS	86
	(0.0054)				(0)	(0)	(0)	(41)	(0)	(75)	(0)		(71)
Walleye	0.0746	NS	NS	NS	0	33	264	1,962	113	0	0	NS	2,373
	(0.0761)				(0)	(69)	(243)	(1,159)	(136)	(0)	(0)		(1,194)
White bass	0.0000	NS	NS	NS	0	0	0	0	0	0	0	NS	0
	(0.0000)				(0)	(0)	(0)	(0)	(0)	(0)	(0)		(0)
White perch	0.0000	NS	NS	NS	0	0	0	0	0	0	0	NS	0
	(0.0000)				(0)	(0)	(0)	(0)	(0)	(0)	(0)		(0)
Yellow perch	0.1496	NS	NS	NS	2,175	1,064	5	0	351	1,118	44	NS	4,756
	(0.3133)				(3,479)	(1,601)	(10)	(0)	(444)	(958)	(0)		(3,918)
Angler Hrs		NS	NS	NS	5,430	3,327	4,565	10,600	3,388	3,985	494	NS	31,788
					(4,231)	(2,295)	(2,658)	(4,694)	(1,399)	(1,924)	(381)		(17,580)
Angler Trips		NS	NS	NS	2,572	1,050	1,500	2,120	790	945	167	NS	9,144
					(1,828)	(589)	(622)	(1,014)	(416)	(609)	(14)		(7,495)
Angler Days		NS	NS	NS	1,789	927	1,241	1,878	775	856	164	NS	7,630
					(1,296)	(503)	(571)	(910)	(419)	(539)	(10)		(7,183)

Table B.160.--Sand Point to Port Austin (site 236) for 2004. "NS" means not sampled.

Species	Harvest per hr	Jan	Feb	Mar	Apr	May	Jun	Jul	Aug	Sep	Oct	Nov	Season
Brown Trout	0.0026 (0.0075)	0 (0)	0 (0)	31 (41)	155 (315)	0 (0)	0 (0)	94 (137)	0 (0)	39 (56)	11 (22)	NS	330 (325)
Channel Catfish	0.0004 (0.0072)	0 (0)	0 (0)	0 (0)	0 (0)	0 (0)	0 (0)	0 (0)	53 (106)	0 (0)	0 (0)	NS	53 (106)
Chinook Salmon	0.0230 (0.0114)	0 (0)	0 (0)	0 (0)	33 (71)	1,185 (883)	375 (398)	153 (188)	295 (234)	668 (434)	264 (269)	NS	2,974 (1,127)
Coho Salmon	0.0016 (0.0073)	0 (0)	0 (0)	0 (0)	155 (315)	0 (0)	37 (73)	0 (0)	0 (0)	20 (37)	0 (0)	NS	212 (297)
Freshwater Drum	0.0000 (0.0000)	0 (0)	0 (0)	0 (0)	0 (0)	0 (0)	0 (0)	0 (0)	0 (0)	0 (0)	0 (0)	NS	0 (0)
Lake Trout	0.1299 (0.0567)	17 (35)	0 (0)	0 (0)	0 (0)	7,233 (4,016)	3,603 (2,394)	2,418 (1,765)	2,522 (1,607)	1,015 (600)	11 (21)	NS	16,820 (5,284)
Lake Whitefish	0.0001 (0.0559)	0 (0)	0 (0)	13 (24)	0 (0)	0 (0)	0 (0)	0 (0)	0 (0)	0 (0)	0 (0)	NS	13 (24)
Largemouth Bass	0.0000 (0.0000)	0 (0)	0 (0)	0 (0)	0 (0)	0 (0)	0 (0)	0 (0)	0 (0)	0 (0)	0 (0)	NS	0 (0)
Muskellunge	0.0000 (0.0000)	0 (0)	0 (0)	0 (0)	0 (0)	0 (0)	0 (0)	0 (0)	0 (0)	0 (0)	0 (0)	NS	0 (0)
Northern Pike	0.0000 (0.0088)	6 (12)	0 (0)	0 (0)	0 (0)	0 (0)	0 (0)	0 (0)	0 (0)	0 (0)	0 (0)	NS	6 (12)
Other	0.0000 (0.0000)	0 (0)	0 (0)	0 (0)	0 (0)	0 (0)	0 (0)	0 (0)	0 (0)	0 (0)	0 (0)	NS	0 (0)
Pink Salmon	0.0029 (0.0152)	0 (0)	0 (0)	0 (0)	0 (0)	0 (0)	372 (358)	0 (0)	0 (0)	0 (0)	0 (0)	NS	372 (358)
Pumpkinseed	0.0000 (0.0000)	0 (0)	0 (0)	0 (0)	0 (0)	0 (0)	0 (0)	0 (0)	0 (0)	0 (0)	0 (0)	NS	0 (0)
Rainbow Trout	0.0065 (0.0049)	0 (0)	0 (0)	62 (82)	33 (71)	268 (237)	37 (73)	36 (72)	0 (0)	394 (321)	11 (22)	NS	840 (427)
Rock Bass	0.0001 (0.2575)	0 (0)	0 (0)	0 (0)	0 (0)	19 (40)	0 (0)	0 (0)	0 (0)	0 (0)	0 (0)	NS	19 (40)
Round whitefish	0.0000 (0.0000)	0 (0)	0 (0)	0 (0)	0 (0)	0 (0)	0 (0)	0 (0)	0 (0)	0 (0)	0 (0)	NS	0 (0)
Smallmouth bass	0.0106 (0.0243)	0 (0)	0 (0)	0 (0)	0 (0)	0 (0)	1,097 (1,540)	166 (175)	114 (178)	0 (0)	0 (0)	NS	1,377 (1,561)
Walleye	0.0118 (0.0137)	0 (0)	8 (15)	0 (0)	27 (39)	0 (0)	0 (0)	1,295 (762)	159 (230)	39 (56)	0 (0)	NS	1,527 (799)
White bass	0.0000 (0.0000)	0 (0)	0 (0)	0 (0)	0 (0)	0 (0)	0 (0)	0 (0)	0 (0)	0 (0)	0 (0)	NS	0 (0)
White perch	0.0003 (0.0084)	6 (12)	33 (67)	0 (0)	0 (0)	0 (0)	0 (0)	0 (0)	0 (0)	0 (0)	0 (0)	NS	39 (68)
Yellow perch	0.1465 (0.5323)	8,364 (5,485)	8,412 (6,196)	2,199 (3,224)	0 (0)	0 (0)	0 (0)	0 (0)	0 (0)	0 (0)	0 (0)	NS	18,975 (7,371)
Angler Hrs		5,470 (2,466)	8,325 (4,225)	2,864 (1,016)	1,900 (2,087)	26,202 (15,146)	25,118 (8,883)	25,221 (10,675)	15,149 (5,947)	14,655 (4,907)	4,614 (2,276)	NS	129,518 (57,629)
Angler Trips		1,348 (635)	2,055 (1,090)	809 (287)	1,075 (1,299)	5,153 (3,003)	3,863 (1,535)	5,844 (2,643)	3,205 (1,382)	3,333 (1,265)	1,004 (511)	NS	27,689 (20,133)
Angler Days		1,124 (544)	1,815 (970)	700 (187)	810 (1,056)	4,493 (2,574)	3,763 (1,520)	5,484 (2,518)	3,130 (1,359)	2,797 (1,115)	734 (393)	NS	24,850 (19,273)

Table B.161.--Saginaw Bay all sites combined for 2005. "NS" means not sampled.

Species	Harvest per hr	Jan	Feb	Mar	Apr	May	Jun	Jul	Aug	Sep	Oct	Nov	Season
Brown Trout	0.0008 (0.0003)	12 (23)	141 (191)	274 (201)	582 (287)	43 (56)	39 (57)	19 (38)	0 (0)	0 (0)	2 (3)	NS	1,111 (409)
Channel Catfish	0.0144 (0.0097)	0 (0)	77 (156)	0 (0)	573 (1,127)	2,312 (1,470)	4,931 (3,038)	2,720 (1,812)	1,217 (971)	7,865 (12,621)	161 (212)	NS	19,856 (13,276)
Chinook Salmon	0.0005 (0.0002)	0 (0)	0 (0)	0 (0)	97 (106)	121 (115)	51 (97)	25 (49)	88 (53)	83 (73)	206 (162)	NS	670 (266)
Coho Salmon	0.0000 (0.0000)	0 (0)	0 (0)	0 (0)	0 (0)	29 (38)	0 (0)	17 (35)	0 (0)	0 (0)	0 (0)	NS	46 (52)
Freshwater Drum	0.0006 (0.0005)	0 (0)	0 (0)	0 (0)	0 (0)	0 (0)	56 (82)	193 (213)	528 (699)	81 (93)	0 (0)	NS	858 (741)
Lake Trout	0.0053 (0.0019)	0 (0)	0 (0)	3 (6)	0 (0)	2,760 (1,232)	846 (465)	591 (495)	1,441 (1,497)	1,620 (1,553)	0 (0)	NS	7,261 (2,575)
Lake Whitefish	0.0004 (0.0004)	0 (0)	14 (28)	0 (0)	71 (92)	55 (87)	49 (97)	306 (589)	0 (0)	0 (0)	0 (0)	NS	495 (610)
Largemouth Bass	0.0002 (0.0002)	0 (0)	0 (0)	0 (0)	0 (0)	8 (0)	120 (224)	84 (150)	0 (0)	0 (0)	0 (0)	NS	212 (270)
Muskellunge	0.0000 (0.0000)	0 (0)	0 (0)	0 (0)	0 (0)	0 (0)	0 (0)	0 (0)	0 (0)	0 (0)	0 (0)	NS	0 (0)
Northern Pike	0.0006 (0.0002)	218 (156)	245 (145)	95 (149)	13 (4)	131 (102)	75 (80)	17 (33)	0 (0)	0 (0)	29 (34)	NS	822 (294)
Other	0.0001 (0.0002)	0 (0)	0 (0)	0 (0)	21 (6)	0 (0)	0 (0)	0 (0)	142 (285)	0 (0)	0 (0)	NS	163 (285)
Pink Salmon	0.0000 (0.0000)	0 (0)	0 (0)	0 (0)	0 (0)	0 (0)	0 (0)	0 (0)	0 (0)	0 (0)	0 (0)	NS	0 (0)
Pumpkinseed	0.0000 (0.0001)	0 (0)	33 (51)	0 (0)	0 (0)	0 (0)	0 (0)	25 (49)	1 (2)	0 (0)	2 (3)	NS	60 (71)
Rainbow Trout	0.0003 (0.0002)	80 (125)	0 (0)	0 (0)	135 (112)	26 (30)	0 (0)	25 (50)	23 (41)	4 (8)	138 (163)	NS	432 (245)
Rock Bass	0.0004 (0.0006)	0 (0)	14 (21)	169 (345)	10 (19)	2 (0)	370 (705)	0 (0)	0 (0)	0 (0)	0 (0)	NS	565 (786)
Round whitefish	0.0006 (0.0004)	131 (165)	169 (226)	471 (446)	0 (0)	0 (0)	0 (0)	0 (0)	0 (0)	0 (0)	0 (0)	NS	771 (526)
Smallmouth bass	0.0008 (0.0007)	0 (0)	0 (0)	0 (0)	0 (0)	342 (609)	670 (661)	34 (42)	33 (66)	56 (104)	34 (63)	NS	1,169 (910)
Walleye	0.0606 (0.0082)	7,936 (5,174)	9,047 (2,833)	9,590 (3,927)	6,429 (1,900)	9,472 (2,967)	22,246 (4,963)	15,914 (3,241)	2,579 (982)	154 (117)	74 (126)	NS	83,441 (9,938)
White bass	0.0013 (0.0013)	33 (68)	0 (0)	57 (88)	927 (0)	753 (878)	0 (0)	52 (71)	0 (0)	13 (27)	0 (0)	NS	1,835 (1,807)
White perch	0.0002 (0.0003)	149 (0)	0 (0)	0 (0)	0 (0)	0 (0)	0 (4)	0 (0)	77 (135)	58 (92)	0 (0)	NS	284 (346)
Yellow perch	0.3834 (0.0625)	111,549 (47,471)	60,013 (16,245)	30,795 (12,432)	37,444 (21,046)	212 (266)	336 (411)	7,650 (7,098)	130,788 (39,124)	97,350 (32,416)	51,426 (22,882)	NS	527,563 (79,187)
Angler Hrs		214,238 (54,352)	261,180 (39,737)	154,727 (24,069)	93,811 (18,196)	109,614 (18,522)	138,342 (21,102)	174,871 (24,515)	121,380 (18,386)	78,527 (19,309)	29,400 (9,444)	NS	1,376,090 (87,367)
Angler Trips		53,749 (11,071)	56,455 (7,523)	37,115 (5,956)	22,899 (4,319)	23,984 (3,930)	25,401 (3,757)	30,411 (4,345)	23,814 (3,682)	15,341 (3,564)	6,666 (1,921)	NS	295,835 (28,869)
Angler Days		54,021 (9,419)	54,033 (6,820)	33,793 (5,097)	21,961 (3,697)	21,831 (3,654)	24,424 (3,667)	29,527 (4,279)	22,886 (3,605)	14,242 (3,464)	6,128 (1,900)	NS	282,846 (25,032)

Table B.162.--Tawas (Site 250) for 2005. "NS" means not sampled.

Species	Harvest per hr	Jan	Feb	Mar	Apr	May	Jun	Jul	Aug	Sep	Oct	Nov	Season
Brown Trout	0.0109 (0.0080)	12 (23)	141 (191)	270 (261)	446 (339)	43 (76)	0 (0)	0 (0)	0 (0)	0 (0)	2 (3)	NS	913 (382)
Channel Catfish	0.0075 (0.0551)	0 (0)	0 (0)	0 (0)	541 (1,126)	0 (0)	36 (72)	0 (0)	51 (62)	0 (0)	0 (0)	NS	628 (1,129)
Chinook Salmon	0.0019 (0.0044)	0 (0)	0 (0)	0 (0)	53 (67)	6 (0)	2 (0)	0 (0)	55 (44)	0 (0)	42 (88)	NS	158 (100)
Coho Salmon	0.0000 (0.0000)	0 (0)	0 (0)	0 (0)	0 (0)	0 (0)	0 (0)	0 (0)	0 (0)	0 (0)	0 (0)	NS	0 (0)
Freshwater Drum	0.0002 (0.0034)	0 (0)	0 (0)	0 (0)	0 (0)	0 (0)	0 (0)	0 (0)	13 (26)	0 (0)	0 (0)	NS	13 (26)
Lake Trout	0.0026 (0.0079)	0 (0)	0 (0)	0 (0)	0 (0)	113 (105)	89 (40)	0 (0)	13 (25)	0 (0)	0 (0)	NS	214 (115)
Lake Whitefish	0.0003 (0.0018)	0 (0)	14 (28)	0 (0)	13 (27)	0 (0)	0 (0)	0 (0)	0 (0)	0 (0)	0 (0)	NS	27 (39)
Largemouth Bass	0.0001 (0.3536)	0 (0)	0 (0)	0 (0)	0 (0)	0 (0)	9 (18)	0 (0)	0 (0)	0 (0)	0 (0)	NS	9 (18)
Muskellunge	0.0000 (0.0000)	0 (0)	0 (0)	0 (0)	0 (0)	0 (0)	0 (0)	0 (0)	0 (0)	0 (0)	0 (0)	NS	0 (0)
Northern Pike	0.0064 (0.0075)	165 (136)	219 (136)	75 (145)	0 (0)	49 (56)	0 (0)	17 (33)	0 (0)	0 (0)	13 (12)	NS	537 (249)
Other	0.0000 (0.0000)	0 (0)	0 (0)	0 (0)	0 (0)	0 (0)	0 (0)	0 (0)	0 (0)	0 (0)	0 (0)	NS	0 (0)
Pink Salmon	0.0000 (0.0000)	0 (0)	0 (0)	0 (0)	0 (0)	0 (0)	0 (0)	0 (0)	0 (0)	0 (0)	0 (0)	NS	0 (0)
Pumpkinseed	0.0000 (0.0037)	0 (0)	0 (0)	0 (0)	0 (0)	0 (0)	0 (0)	0 (0)	0 (0)	0 (0)	2 (3)	NS	2 (3)
Rainbow Trout	0.0035 (0.0134)	0 (0)	0 (0)	0 (0)	122 (152)	26 (30)	0 (0)	0 (0)	2 (0)	4 (8)	138 (163)	NS	293 (200)
Rock Bass	0.0003 (0.1321)	0 (0)	0 (0)	0 (0)	0 (0)	0 (0)	22 (42)	0 (0)	0 (0)	0 (0)	0 (0)	NS	22 (42)
Round whitefish	0.0064 (0.0159)	29 (59)	70 (106)	441 (494)	0 (0)	0 (0)	0 (0)	0 (0)	0 (0)	0 (0)	0 (0)	NS	541 (458)
Smallmouth bass	0.0003 (0.0311)	0 (0)	0 (0)	0 (0)	0 (0)	0 (0)	25 (50)	0 (0)	0 (0)	0 (0)	2 (5)	NS	28 (39)
Walleye	0.0314 (0.0161)	35 (53)	70 (75)	395 (406)	770 (899)	119 (113)	32 (64)	201 (324)	934 (545)	77 (92)	2 (5)	NS	2,636 (1,097)
White bass	0.0000 (0.0000)	0 (0)	0 (0)	0 (0)	0 (0)	0 (0)	0 (0)	0 (0)	0 (0)	0 (0)	0 (0)	NS	0 (0)
White perch	0.0000 (0.0000)	0 (0)	0 (0)	0 (0)	0 (0)	0 (0)	0 (0)	0 (0)	0 (0)	0 (0)	0 (0)	NS	0 (0)
Yellow perch	0.1216 (0.0703)	200 (310)	14 (28)	226 (434)	938 (1,871)	114 (240)	0 (0)	0 (0)	4,291 (3,238)	1,927 (266)	2,501 (2,606)	NS	10,210 (3,662)
Angler Hrs		15,757 (3,974)	11,903 (2,580)	8,817 (4,844)	16,157 (6,312)	5,956 (2,410)	3,665 (1,353)	5,793 (1,594)	8,679 (2,551)	4,094 (2,114)	3,177 (1,697)	NS	83,998 (29,429)
Angler Trips		4,258 (1,367)	3,391 (967)	2,028 (1,221)	3,000 (1,251)	1,502 (769)	988 (469)	1,369 (426)	2,119 (814)	1,155 (553)	997 (602)	NS	20,807 (21,343)
Angler Days		5,097 (1,448)	4,007 (1,078)	2,441 (1,447)	3,442 (1,400)	1,282 (652)	922 (453)	1,181 (385)	1,785 (703)	964 (509)	742 (473)	NS	21,863 (20,885)

Table B.163.—Au Gres (Site 255) for 2005. “NS” means not sampled.

Species	Harvest per hr	Jan	Feb	Mar	Apr	May	Jun	Jul	Aug	Sep	Oct	Nov	Season
Brown Trout	0.0014 (0.0011)	0 (0)	0 (0)	0 (0)	116 (158)	0 (0)	39 (57)	19 (38)	0 (0)	0 (0)	0 (0)	NS	174 (147)
Channel Catfish	0.0065 (0.0064)	0 (0)	0 (0)	0 (0)	0 (0)	393 (757)	687 (792)	575 (439)	353 (569)	114 (143)	28 (43)	NS	2,151 (1,259)
Chinook Salmon	0.0005 (0.0010)	0 (0)	0 (0)	0 (0)	44 (81)	31 (58)	0 (0)	25 (49)	0 (0)	12 (23)	70 (95)	NS	181 (148)
Coho Salmon	0.0000 (0.0000)	0 (0)	0 (0)	0 (0)	0 (0)	0 (0)	0 (0)	0 (0)	0 (0)	0 (0)	0 (0)	NS	0 (0)
Freshwater Drum	0.0012 (0.0042)	0 (0)	0 (0)	0 (0)	0 (0)	0 (0)	0 (0)	68 (106)	284 (569)	61 (88)	0 (0)	NS	413 (586)
Lake Trout	0.0001 (0.0038)	0 (0)	0 (0)	0 (0)	0 (0)	31 (62)	0 (0)	0 (0)	0 (0)	0 (0)	0 (0)	NS	31 (62)
Lake Whitefish	0.0002 (0.0029)	0 (0)	0 (0)	0 (0)	58 (115)	0 (0)	0 (0)	0 (0)	0 (0)	0 (0)	0 (0)	NS	58 (88)
Largemouth Bass	0.0002 (0.0023)	0 (0)	0 (0)	0 (0)	0 (0)	0 (0)	0 (0)	74 (149)	0 (0)	0 (0)	0 (0)	NS	74 (149)
Muskellunge	0.0000 (0.0000)	0 (0)	0 (0)	0 (0)	0 (0)	0 (0)	0 (0)	0 (0)	0 (0)	0 (0)	0 (0)	NS	0 (0)
Northern Pike	0.0001 (0.0011)	0 (0)	0 (0)	0 (0)	0 (0)	0 (0)	20 (40)	0 (0)	0 (0)	0 (0)	0 (0)	NS	20 (40)
Other	0.0004 (0.0065)	0 (0)	0 (0)	0 (0)	0 (0)	0 (0)	0 (0)	0 (0)	142 (285)	0 (0)	0 (0)	NS	142 (285)
Pink Salmon	0.0000 (0.0000)	0 (0)	0 (0)	0 (0)	0 (0)	0 (0)	0 (0)	0 (0)	0 (0)	0 (0)	0 (0)	NS	0 (0)
Pumpkinseed	0.0001 (0.0008)	0 (0)	0 (0)	0 (0)	0 (0)	0 (0)	0 (0)	25 (49)	0 (0)	0 (0)	0 (0)	NS	25 (49)
Rainbow Trout	0.0001 (0.0006)	0 (0)	0 (0)	0 (0)	0 (0)	0 (0)	0 (0)	25 (50)	21 (41)	0 (0)	0 (0)	NS	46 (64)
Rock Bass	0.0000 (0.0000)	0 (0)	0 (0)	0 (0)	0 (0)	0 (0)	0 (0)	0 (0)	0 (0)	0 (0)	0 (0)	NS	0 (0)
Round whitefish	0.0000 (0.0000)	0 (0)	0 (0)	0 (0)	0 (0)	0 (0)	0 (0)	0 (0)	0 (0)	0 (0)	0 (0)	NS	0 (0)
Smallmouth bass	0.0025 (0.0164)	0 (0)	0 (0)	0 (0)	0 (0)	306 (607)	520 (618)	0 (0)	0 (0)	0 (0)	0 (0)	NS	826 (866)
Walleye	0.0642 (0.0176)	0 (0)	392 (580)	1,364 (1,650)	1,876 (1,370)	1,160 (746)	7,022 (2,725)	8,481 (2,564)	946 (625)	53 (69)	61 (125)	NS	21,355 (4,408)
White bass	0.0000 (0.0000)	0 (0)	0 (0)	0 (0)	0 (0)	0 (0)	0 (0)	0 (0)	0 (0)	0 (0)	0 (0)	NS	0 (0)
White perch	0.0000 (0.0008)	0 (0)	0 (0)	0 (0)	0 (0)	0 (0)	0 (0)	0 (0)	0 (0)	12 (23)	0 (0)	NS	12 (23)
Yellow perch	0.4459 (0.1515)	10,897 (11,674)	6,701 (6,253)	1,869 (3,577)	28,103 (20,385)	57 (94)	21 (39)	167 (120)	39,028 (27,786)	51,182 (21,569)	10,205 (8,752)	NS	148,231 (43,352)
Angler Hrs		28,691 (16,523)	40,209 (14,499)	24,723 (11,913)	34,996 (16,849)	17,579 (6,947)	38,145 (13,331)	65,109 (16,551)	44,364 (10,888)	32,331 (14,312)	6,299 (3,757)	NS	332,446 (125,570)
Angler Trips		7,989 (4,788)	10,977 (4,478)	7,881 (3,304)	8,703 (4,298)	4,049 (1,883)	6,191 (2,188)	9,717 (2,551)	8,524 (2,222)	6,230 (2,815)	1,594 (1,065)	NS	71,855 (72,507)
Angler Days		7,754 (4,619)	9,004 (3,936)	6,659 (2,710)	7,060 (3,623)	3,711 (1,769)	5,905 (2,100)	9,342 (2,464)	8,009 (2,121)	6,006 (2,679)	1,491 (1,039)	NS	64,941 (71,955)

Table B.164.--Saganing Creek to mouth of Saginaw River (Site 260) for 2005. "NS" means not sampled.

Species	Harvest per hr	Jan	Feb	Mar	Apr	May	Jun	Jul	Aug	Sep	Oct	Nov	Season
Brown Trout	0.0000 (0.0000)	0 (0)	0 (0)	0 (0)	0 (0)	0 (0)	0 (0)	0 (0)	0 (0)	0 (0)	0 (0)	NS	0 (0)
Channel Catfish	0.0224 (0.0440)	0 (0)	77 (156)	0 (0)	0 (0)	316 (434)	2,432 (2,660)	719 (1,393)	0 (0)	7,618 (12,619)	125 (207)	NS	11,287 (12,981)
Chinook Salmon	0.0000 (0.0000)	0 (0)	0 (0)	0 (0)	0 (0)	0 (0)	0 (0)	0 (0)	0 (0)	0 (0)	0 (0)	NS	0 (0)
Coho Salmon	0.0000 (0.0000)	0 (0)	0 (0)	0 (0)	0 (0)	0 (0)	0 (0)	0 (0)	0 (0)	0 (0)	0 (0)	NS	0 (0)
Freshwater Drum	0.0000 (0.0000)	0 (0)	0 (0)	0 (0)	0 (0)	0 (0)	0 (0)	0 (0)	0 (0)	0 (0)	0 (0)	NS	0 (0)
Lake Trout	0.0000 (0.0000)	0 (0)	0 (0)	0 (0)	0 (0)	0 (0)	0 (0)	0 (0)	0 (0)	0 (0)	0 (0)	NS	0 (0)
Lake Whitefish	0.0000 (0.0000)	0 (0)	0 (0)	0 (0)	0 (0)	0 (0)	0 (0)	0 (0)	0 (0)	0 (0)	0 (0)	NS	0 (0)
Largemouth Bass	0.0000 (0.0000)	0 (0)	0 (0)	0 (0)	0 (0)	0 (0)	0 (0)	0 (0)	0 (0)	0 (0)	0 (0)	NS	0 (0)
Muskellunge	0.0000 (0.0000)	0 (0)	0 (0)	0 (0)	0 (0)	0 (0)	0 (0)	0 (0)	0 (0)	0 (0)	0 (0)	NS	0 (0)
Northern Pike	0.0000 (0.0000)	0 (0)	0 (0)	0 (0)	0 (0)	0 (0)	0 (0)	0 (0)	0 (0)	0 (0)	0 (0)	NS	0 (0)
Other	0.0000 (0.0000)	0 (0)	0 (0)	0 (0)	0 (0)	0 (0)	0 (0)	0 (0)	0 (0)	0 (0)	0 (0)	NS	0 (0)
Pink Salmon	0.0000 (0.0000)	0 (0)	0 (0)	0 (0)	0 (0)	0 (0)	0 (0)	0 (0)	0 (0)	0 (0)	0 (0)	NS	0 (0)
Pumpkinseed	0.0000 (0.0000)	0 (0)	0 (0)	0 (0)	0 (0)	0 (0)	0 (0)	0 (0)	0 (0)	0 (0)	0 (0)	NS	0 (0)
Rainbow Trout	0.0000 (0.0062)	20 (40)	0 (0)	0 (0)	0 (0)	0 (0)	0 (0)	0 (0)	0 (0)	0 (0)	0 (0)	NS	20 (40)
Rock Bass	0.0000 (0.0000)	0 (0)	0 (0)	0 (0)	0 (0)	0 (0)	0 (0)	0 (0)	0 (0)	0 (0)	0 (0)	NS	0 (0)
Round whitefish	0.0003 (0.0016)	0 (0)	99 (199)	30 (60)	0 (0)	0 (0)	0 (0)	0 (0)	0 (0)	0 (0)	0 (0)	NS	129 (208)
Smallmouth bass	0.0000 (0.0000)	0 (0)	0 (0)	0 (0)	0 (0)	0 (0)	0 (0)	0 (0)	0 (0)	0 (0)	0 (0)	NS	0 (0)
Walleye	0.0668 (0.0184)	4,569 (4,779)	6,716 (2,838)	3,444 (2,108)	1,611 (978)	3,720 (1,532)	9,206 (3,674)	3,906 (1,592)	492 (503)	0 (0)	0 (0)	NS	33,663 (7,110)
White bass	0.0001 (0.0011)	0 (0)	0 (0)	0 (0)	0 (0)	0 (0)	0 (0)	32 (64)	0 (0)	0 (0)	0 (0)	NS	32 (64)
White perch	0.0000 (0.0000)	0 (0)	0 (0)	0 (0)	0 (0)	0 (0)	0 (0)	0 (0)	0 (0)	0 (0)	0 (0)	NS	0 (0)
Yellow perch	0.4234 (0.1348)	40,219 (33,435)	23,019 (11,976)	8,369 (7,128)	715 (1,288)	0 (0)	0 (0)	7,249 (7,094)	63,661 (24,925)	34,388 (23,874)	35,835 (21,494)	NS	213,456 (49,194)
Angler Hrs		66,189 (46,773)	127,408 (32,063)	75,806 (20,645)	17,675 (8,359)	25,986 (7,272)	46,677 (13,871)	60,232 (16,790)	39,959 (12,978)	28,597 (12,770)	15,669 (8,693)	NS	504,198 (180,213)
Angler Trips		14,808 (9,943)	24,950 (6,563)	18,070 (5,186)	4,578 (1,759)	4,592 (1,328)	7,455 (2,293)	11,218 (3,230)	6,861 (2,255)	4,793 (2,229)	2,863 (1,634)	NS	100,188 (120,808)
Angler Days		12,595 (8,195)	22,636 (6,060)	14,821 (4,481)	4,578 (1,759)	4,592 (1,328)	7,455 (2,293)	11,218 (3,230)	6,861 (2,255)	4,195 (2,103)	2,863 (1,634)	NS	91,814 (120,682)

Table B.165.—Saginaw River — mouth to confluence with Tittabawassee River (Site 355) for 2005. “NS” means not sampled.

Species	Harvest per hr	Jan	Feb	Mar	Apr	May	Jun	Jul	Aug	Sep	Oct	Nov	Dec	Season
Black crappie	0.0000 (0.0000)	0 (0)	0 (0)	0 (0)	NS	NS	NS	NS	NS	NS	NS	NS	NS	0 (0)
Bluegill	0.0000 (0.0000)	0 (0)	0 (0)	0 (0)	NS	NS	NS	NS	NS	NS	NS	NS	NS	0 (0)
Channel Catfish	0.0000 (0.0000)	0 (0)	0 (0)	0 (0)	NS	NS	NS	NS	NS	NS	NS	NS	NS	0 (0)
Common white sucker	0.0000 (0.0000)	0 (0)	0 (0)	0 (0)	NS	NS	NS	NS	NS	NS	NS	NS	NS	0 (0)
Freshwater Drum	0.0000 (0.0000)	0 (0)	0 (0)	0 (0)	NS	NS	NS	NS	NS	NS	NS	NS	NS	0 (0)
Lake Trout	0.0000 (0.0000)	0 (0)	0 (0)	0 (0)	NS	NS	NS	NS	NS	NS	NS	NS	NS	0 (0)
Lake Whitefish	0.0000 (0.0000)	0 (0)	0 (0)	0 (0)	NS	NS	NS	NS	NS	NS	NS	NS	NS	0 (0)
Largemouth Bass	0.0000 (0.0000)	0 (0)	0 (0)	0 (0)	NS	NS	NS	NS	NS	NS	NS	NS	NS	0 (0)
Northern Pike	0.0000 (0.0000)	0 (0)	0 (0)	0 (0)	NS	NS	NS	NS	NS	NS	NS	NS	NS	0 (0)
Other	0.0000 (0.0000)	0 (0)	0 (0)	0 (0)	NS	NS	NS	NS	NS	NS	NS	NS	NS	0 (0)
Pumpkinseed	0.0000 (0.0000)	0 (0)	0 (0)	0 (0)	NS	NS	NS	NS	NS	NS	NS	NS	NS	0 (0)
Rainbow Trout	0.0000 (0.0000)	0 (0)	0 (0)	0 (0)	NS	NS	NS	NS	NS	NS	NS	NS	NS	0 (0)
Rock Bass	0.0000 (0.0000)	0 (0)	0 (0)	0 (0)	NS	NS	NS	NS	NS	NS	NS	NS	NS	0 (0)
Smallmouth bass	0.0000 (0.0000)	0 (0)	0 (0)	0 (0)	NS	NS	NS	NS	NS	NS	NS	NS	NS	0 (0)
Walleye	0.0860 (0.0569)	2,196 (2,185)	988 (879)	3,930 (3,128)	NS	NS	NS	NS	NS	NS	NS	NS	NS	7,114 (3,916)
White bass	0.0000 (0.0000)	0 (0)	0 (0)	0 (0)	NS	NS	NS	NS	NS	NS	NS	NS	NS	0 (0)
White perch	0.0000 (0.0000)	0 (0)	0 (0)	0 (0)	NS	NS	NS	NS	NS	NS	NS	NS	NS	0 (0)
Yellow perch	0.2952 (0.4479)	20,601 (35,712)	3,674 (3,984)	134 (236)	NS	NS	NS	NS	NS	NS	NS	NS	NS	24,410 (35,934)
Angler Hrs		35,574 (22,123)	36,289 (19,675)	10,829 (6,734)	NS	NS	NS	NS	NS	NS	NS	NS	NS	82,692 (30,362)
Angler Trips		11,451 (7,502)	9,322 (5,146)	2,262 (1,171)	NS	NS	NS	NS	NS	NS	NS	NS	NS	23,035 (9,172)
Angler Days		11,451 (7,502)	9,322 (5,146)	2,262 (1,171)	NS	NS	NS	NS	NS	NS	NS	NS	NS	23,035 (9,172)

Table B.166.—Tittabawassee River — Dow Dam to confluence with the Saginaw River (Site 401) for 2005. “NS” means not sampled; “-” means an estimate was incalculable; “*” indicates no creel was performed and only Charter data were obtained.

Species	Harvest per hr	Jan	Feb	Mar	Apr	May	Jun	Jul	Aug	Sep	Oct	Nov	Dec	Season
Black crappie	0.0000 (0.0000)	0 (0)	0 (0)	0 (0)	0 (0)	0 (0)	NS	NS	NS	NS	NS	NS	NS	0 (0)
Bluegill	0.0000 (0.0000)	0 (0)	0 (0)	0 (0)	0 (0)	0 (0)	NS	NS	NS	NS	NS	NS	NS	0 (0)
Channel Catfish	0.0007 (0.0014)	0 (0)	0 (0)	0 (0)	0 (0)	20 (39)	NS	NS	NS	NS	NS	NS	NS	20 (39)
Common white sucker	0.0000 (0.0000)	0 (0)	0 (0)	0 (0)	0 (0)	0 (0)	NS	NS	NS	NS	NS	NS	NS	0 (0)
Freshwater Drum	0.0000 (0.0000)	0 (0)	0 (0)	0 (0)	0 (0)	0 (0)	NS	NS	NS	NS	NS	NS	NS	0 (0)
Northern Pike	0.0028 (0.0031)	0 (0)	0 (0)	5 (11)	13 (0)	62 (80)	NS	NS	NS	NS	NS	NS	NS	80 (81)
Other	0.0000 (0.0000)	0 (0)	0 (0)	0 (0)	0 (0)	0 (0)	NS	NS	NS	NS	NS	NS	NS	0 (0)
Pumpkinseed	0.0000 (0.0000)	0 (0)	0 (0)	0 (0)	0 (0)	0 (0)	NS	NS	NS	NS	NS	NS	NS	0 (0)
Rainbow Trout	0.0004 (-)	0 (0)	0 (0)	0 (0)	13 (-)	0 (0)	NS	NS	NS	NS	NS	NS	NS	13 (-)
Rock Bass	0.0000 (0.0000)	0 (0)	0 (0)	0 (0)	0 (0)	0 (0)	NS	NS	NS	NS	NS	NS	NS	0 (0)
Smallmouth bass	0.0007 (0.0015)	0 (0)	0 (0)	0 (0)	0 (0)	21 (42)	NS	NS	NS	NS	NS	NS	NS	21 (42)
Walleye	0.1217 (0.0680)	12 (0)	16 (18)	224 (115)	1,904 (-)	NS	*8 *(0)	NS	*8 *(0)	NS	NS	NS	NS	3,544 (1,039)
White bass	0.0256 (0.0326)	0 (0)	0 (0)	0 (0)	0 (0)	745 (878)	NS	NS	NS	NS	NS	NS	NS	745 (878)
White perch	0.0000 (0.0000)	0 (0)	0 (0)	0 (0)	0 (0)	0 (0)	NS	NS	NS	NS	NS	NS	NS	0 (0)
Yellow perch	0.0000 (0.0000)	0 (0)	0 (0)	0 (0)	0 (0)	0 (0)	NS	NS	NS	NS	NS	NS	NS	0 (0)
Angler Hrs		96 (-)	144 (144)	2,554 (842)	6,000 (-)	20,256 (13,761)	NS	NS	*8 *(0)	NS	NS	NS	NS	29,057 (13,788)
Angler Trips		24 (-)	32 (38)	806 (365)	1,039 (-)	5,313 (2,873)	NS	NS	*1 *(0)	NS	NS	NS	NS	7,214 (2,896)
Angler Days		24 (-)	32 (38)	806 (365)	798 (-)	4,552 (2,631)	NS	NS	*2 *(0)	NS	NS	NS	NS	6,212 (2,657)

Table B.167.--Essexville to mouth of Saginaw River (Site 356) for 2005. "NS" means not sampled.

Species	Harvest per hr	Jan	Feb	Mar	Apr	May	Jun	Jul	Aug	Sep	Oct	Nov	Season
Brown Trout	0.0000 (0.0000)	0 (0)	0 (0)	0 (0)	0 (0)	0 (0)	0 (0)	0 (0)	0 (0)	0 (0)	0 (0)	NS	0 (0)
Channel Catfish	0.0273 (0.0877)	0 (0)	0 (0)	0 (0)	0 (0)	0 (0)	17 (34)	460 (494)	300 (513)	74 (146)	0 (0)	NS	851 (728)
Chinook Salmon	0.0000 (0.0000)	0 (0)	0 (0)	0 (0)	0 (0)	0 (0)	0 (0)	0 (0)	0 (0)	0 (0)	0 (0)	NS	0 (0)
Coho Salmon	0.0000 (0.0000)	0 (0)	0 (0)	0 (0)	0 (0)	0 (0)	0 (0)	0 (0)	0 (0)	0 (0)	0 (0)	NS	0 (0)
Freshwater Drum	0.0000 (0.0000)	0 (0)	0 (0)	0 (0)	0 (0)	0 (0)	0 (0)	0 (0)	0 (0)	0 (0)	0 (0)	NS	0 (0)
Lake Trout	0.0000 (0.0000)	0 (0)	0 (0)	0 (0)	0 (0)	0 (0)	0 (0)	0 (0)	0 (0)	0 (0)	0 (0)	NS	0 (0)
Lake Whitefish	0.0000 (0.0000)	0 (0)	0 (0)	0 (0)	0 (0)	0 (0)	0 (0)	0 (0)	0 (0)	0 (0)	0 (0)	NS	0 (0)
Largemouth Bass	0.0000 (0.0000)	0 (0)	0 (0)	0 (0)	0 (0)	0 (0)	0 (0)	0 (0)	0 (0)	0 (0)	0 (0)	NS	0 (0)
Muskellunge	0.0000 (0.0000)	0 (0)	0 (0)	0 (0)	0 (0)	0 (0)	0 (0)	0 (0)	0 (0)	0 (0)	0 (0)	NS	0 (0)
Northern Pike	0.0008 (0.0302)	11 (15)	0 (0)	15 (33)	0 (0)	0 (0)	0 (0)	0 (0)	0 (0)	0 (0)	0 (0)	NS	25 (36)
Other	0.0000 (0.0000)	0 (0)	0 (0)	0 (0)	0 (0)	0 (0)	0 (0)	0 (0)	0 (0)	0 (0)	0 (0)	NS	0 (0)
Pink Salmon	0.0000 (0.0000)	0 (0)	0 (0)	0 (0)	0 (0)	0 (0)	0 (0)	0 (0)	0 (0)	0 (0)	0 (0)	NS	0 (0)
Pumpkinseed	0.0000 (0.0000)	0 (0)	0 (0)	0 (0)	0 (0)	0 (0)	0 (0)	0 (0)	0 (0)	0 (0)	0 (0)	NS	0 (0)
Rainbow Trout	0.0001 (0.0079)	2 (4)	0 (0)	0 (0)	0 (0)	0 (0)	0 (0)	0 (0)	0 (0)	0 (0)	0 (0)	NS	2 (4)
Rock Bass	0.0112 (0.1254)	0 (0)	0 (0)	0 (0)	0 (0)	0 (0)	348 (704)	0 (0)	0 (0)	0 (0)	0 (0)	NS	348 (704)
Round whitefish	0.0000 (0.0000)	0 (0)	0 (0)	0 (0)	0 (0)	0 (0)	0 (0)	0 (0)	0 (0)	0 (0)	0 (0)	NS	0 (0)
Smallmouth bass	0.0000 (0.0000)	0 (0)	0 (0)	0 (0)	0 (0)	0 (0)	0 (0)	0 (0)	0 (0)	0 (0)	0 (0)	NS	0 (0)
Walleye	0.1374 (0.1096)	21 (24)	0 (0)	0 (0)	204 (273)	3,176 (2,097)	700 (483)	187 (192)	0 (0)	0 (0)	0 (0)	NS	4,288 (2,178)
White bass	0.0005 (0.0490)	0 (0)	0 (0)	15 (33)	0 (0)	0 (0)	0 (0)	0 (0)	0 (0)	0 (0)	0 (0)	NS	15 (33)
White perch	0.0000 (0.0000)	0 (0)	0 (0)	0 (0)	0 (0)	0 (0)	0 (0)	0 (0)	0 (0)	0 (0)	0 (0)	NS	0 (0)
Yellow perch	0.3904 (0.6698)	0 (0)	0 (0)	0 (0)	369 (567)	0 (0)	0 (0)	9 (17)	6,988 (6,490)	2,957 (2,221)	1,865 (1,993)	NS	12,187 (7,127)
Angler Hrs		563 (499)	0 (0)	1,288 (496)	2,218 (1,444)	11,382 (4,715)	5,861 (3,084)	3,238 (1,422)	3,586 (1,964)	2,091 (1,124)	988 (793)	NS	31,215 (15,539)
Angler Trips		124 (115)	0 (0)	364 (153)	462 (367)	2,134 (989)	939 (537)	701 (369)	773 (448)	413 (280)	207 (205)	NS	6,117 (5,266)
Angler Days		124 (115)	0 (0)	364 (153)	462 (367)	2,134 (989)	939 (537)	701 (369)	773 (448)	413 (280)	207 (205)	NS	6,117 (5,266)

Table B.168.–Quanicassee to Sebewaing (Site 278) for 2005. “NS” means not sampled.

Species	Harvest per hr	Jan	Feb	Mar	Apr	May	Jun	Jul	Aug	Sep	Oct	Nov	Season
Brown Trout	0.0000 (0.0000)	0 (0)	0 (0)	0 (0)	0 (0)	0 (0)	0 (0)	0 (0)	0 (0)	0 (0)	0 (0)	NS	0 (0)
Channel Catfish	0.0181 (0.0216)	0 (0)	0 (0)	0 (0)	32 (65)	334 (327)	890 (951)	487 (814)	106 (149)	53 (72)	0 (0)	NS	1,901 (1,215)
Chinook Salmon	0.0000 (0.0000)	0 (0)	0 (0)	0 (0)	0 (0)	0 (0)	0 (0)	0 (0)	0 (0)	0 (0)	0 (0)	NS	0 (0)
Coho Salmon	0.0000 (0.0000)	0 (0)	0 (0)	0 (0)	0 (0)	0 (0)	0 (0)	0 (0)	0 (0)	0 (0)	0 (0)	NS	0 (0)
Freshwater Drum	0.0004 (0.0027)	0 (0)	0 (0)	0 (0)	0 (0)	0 (0)	0 (0)	18 (36)	0 (0)	20 (29)	0 (0)	NS	38 (46)
Lake Trout	0.0000 (0.0000)	0 (0)	0 (0)	0 (0)	0 (0)	0 (0)	0 (0)	0 (0)	0 (0)	0 (0)	0 (0)	NS	0 (0)
Lake Whitefish	0.0000 (0.0000)	0 (0)	0 (0)	0 (0)	0 (0)	0 (0)	0 (0)	0 (0)	0 (0)	0 (0)	0 (0)	NS	0 (0)
Largemouth Bass	0.0001 (0.0071)	0 (0)	0 (0)	0 (0)	0 (0)	8 (10)	1 (3)	0 (0)	0 (0)	0 (0)	0 (0)	NS	9 (11)
Muskellunge	0.0000 (0.0000)	0 (0)	0 (0)	0 (0)	0 (0)	0 (0)	0 (0)	0 (0)	0 (0)	0 (0)	0 (0)	NS	0 (0)
Northern Pike	0.0002 (0.0047)	0 (0)	0 (0)	0 (0)	0 (0)	20 (29)	0 (0)	0 (0)	0 (0)	0 (0)	0 (0)	NS	20 (29)
Other	0.0000 (0.0000)	0 (0)	0 (0)	0 (0)	0 (0)	0 (0)	0 (0)	0 (0)	0 (0)	0 (0)	0 (0)	NS	0 (0)
Pink Salmon	0.0000 (0.0000)	0 (0)	0 (0)	0 (0)	0 (0)	0 (0)	0 (0)	0 (0)	0 (0)	0 (0)	0 (0)	NS	0 (0)
Pumpkinseed	0.0000 (0.0000)	0 (0)	0 (0)	0 (0)	0 (0)	0 (0)	0 (0)	0 (0)	1 (2)	0 (0)	0 (0)	NS	1 (2)
Rainbow Trout	0.0006 (0.0064)	58 (119)	0 (0)	0 (0)	0 (0)	0 (0)	0 (0)	0 (0)	0 (0)	0 (0)	0 (0)	NS	58 (119)
Rock Bass	0.0000 (0.0033)	0 (0)	0 (0)	0 (0)	0 (0)	2 (3)	0 (0)	0 (0)	0 (0)	0 (0)	0 (0)	NS	2 (3)
Round whitefish	0.0010 (0.0076)	102 (192)	0 (0)	0 (0)	0 (0)	0 (0)	0 (0)	0 (0)	0 (0)	0 (0)	0 (0)	NS	102 (153)
Smallmouth bass	0.0000 (0.0000)	0 (0)	0 (0)	0 (0)	0 (0)	0 (0)	0 (0)	0 (0)	0 (0)	0 (0)	0 (0)	NS	0 (0)
Walleye	0.0546 (0.0185)	1,106 (1,057)	860 (673)	203 (261)	64 (119)	801 (552)	1,785 (1,096)	868 (459)	35 (47)	0 (0)	11 (16)	NS	5,732 (1,659)
White bass	0.0093 (0.1300)	0 (0)	0 (0)	42 (82)	927 (1,573)	8 (17)	0 (0)	0 (0)	0 (0)	0 (0)	0 (0)	NS	977 (1,575)
White perch	0.0019 (0.0153)	149 (305)	0 (0)	0 (0)	0 (0)	0 (0)	0 (0)	0 (0)	0 (0)	46 (89)	0 (0)	NS	195 (318)
Yellow perch	0.1236 (0.0783)	88 (180)	303 (521)	499 (627)	5,513 (5,648)	41 (64)	277 (406)	168 (189)	4,443 (5,961)	1,222 (921)	419 (357)	NS	12,974 (7,668)
Angler Hrs		21,124 (11,102)	13,139 (5,597)	10,188 (4,071)	11,119 (4,699)	7,221 (2,814)	16,150 (5,947)	15,337 (4,620)	7,490 (3,135)	2,495 (1,231)	719 (511)	NS	104,983 (43,727)
Angler Trips		3,904 (2,122)	2,130 (1,001)	1,667 (773)	3,044 (1,467)	1,522 (642)	3,166 (1,398)	2,884 (946)	1,519 (709)	538 (279)	175 (149)	NS	20,549 (29,592)
Angler Days		4,655 (2,483)	2,859 (1,319)	2,101 (886)	4,171 (1,931)	1,312 (556)	2,939 (1,237)	2,726 (897)	1,491 (701)	538 (279)	165 (130)	NS	22,957 (29,268)

Table B.169.--Sebewaing to Sand Point (Site 288) for 2005. "NS" means not sampled.

Species	Harvest per hr	Jan	Feb	Mar	Apr	May	Jun	Jul	Aug	Sep	Oct	Nov	Season
Brown Trout	0.0000 (0.0000)	0 (0)	0 (0)	0 (0)	0 (0)	0 (0)	0 (0)	0 (0)	0 (0)	0 (0)	0 (0)	NS	0 (0)
Channel Catfish	0.0207 (0.0515)	0 (0)	0 (0)	0 (0)	0 (0)	1,249 (1,224)	674 (858)	339 (432)	407 (576)	6 (11)	0 (0)	NS	2,675 (1,659)
Chinook Salmon	0.0000 (0.0000)	0 (0)	0 (0)	0 (0)	0 (0)	0 (0)	0 (0)	0 (0)	0 (0)	0 (0)	0 (0)	NS	0 (0)
Coho Salmon	0.0000 (0.0000)	0 (0)	0 (0)	0 (0)	0 (0)	0 (0)	0 (0)	0 (0)	0 (0)	0 (0)	0 (0)	NS	0 (0)
Freshwater Drum	0.0030 (0.0177)	0 (0)	0 (0)	0 (0)	0 (0)	0 (0)	56 (82)	107 (181)	231 (405)	0 (0)	0 (0)	NS	394 (451)
Lake Trout	0.0000 (0.0000)	0 (0)	0 (0)	0 (0)	0 (0)	0 (0)	0 (0)	0 (0)	0 (0)	0 (0)	0 (0)	NS	0 (0)
Lake Whitefish	0.0000 (0.0000)	0 (0)	0 (0)	0 (0)	0 (0)	0 (0)	0 (0)	0 (0)	0 (0)	0 (0)	0 (0)	NS	0 (0)
Largemouth Bass	0.0009 (0.0109)	0 (0)	0 (0)	0 (0)	0 (0)	0 (0)	110 (223)	10 (21)	0 (0)	0 (0)	0 (0)	NS	120 (224)
Muskellunge	0.0000 (0.0000)	0 (0)	0 (0)	0 (0)	0 (0)	0 (0)	0 (0)	0 (0)	0 (0)	0 (0)	0 (0)	NS	0 (0)
Northern Pike	0.0009 (0.0016)	38 (76)	17 (35)	0 (0)	0 (0)	0 (0)	55 (69)	0 (0)	0 (0)	0 (0)	0 (0)	NS	110 (109)
Other	0.0000 (0.0000)	0 (0)	0 (0)	0 (0)	0 (0)	0 (0)	0 (0)	0 (0)	0 (0)	0 (0)	0 (0)	NS	0 (0)
Pink Salmon	0.0000 (0.0000)	0 (0)	0 (0)	0 (0)	0 (0)	0 (0)	0 (0)	0 (0)	0 (0)	0 (0)	0 (0)	NS	0 (0)
Pumpkinseed	0.0003 (0.0081)	0 (0)	33 (51)	0 (0)	0 (0)	0 (0)	0 (0)	0 (0)	0 (0)	0 (0)	0 (0)	NS	33 (51)
Rainbow Trout	0.0000 (0.0000)	0 (0)	0 (0)	0 (0)	0 (0)	0 (0)	0 (0)	0 (0)	0 (0)	0 (0)	0 (0)	NS	0 (0)
Rock Bass	0.0015 (0.0166)	0 (0)	14 (21)	169 (345)	10 (19)	0 (0)	0 (0)	0 (0)	0 (0)	0 (0)	0 (0)	NS	193 (346)
Round whitefish	0.0000 (0.0000)	0 (0)	0 (0)	0 (0)	0 (0)	0 (0)	0 (0)	0 (0)	0 (0)	0 (0)	0 (0)	NS	0 (0)
Smallmouth bass	0.0017 (0.0096)	0 (0)	0 (0)	0 (0)	0 (0)	0 (0)	115 (233)	17 (25)	33 (66)	50 (103)	0 (0)	NS	215 (264)
Walleye	0.0281 (0.0296)	0 (0)	5 (10)	27 (53)	0 (0)	238 (253)	2,450 (1,363)	745 (324)	164 (145)	11 (16)	0 (0)	NS	3,639 (1,432)
White bass	0.0004 (0.0043)	33 (68)	0 (0)	0 (0)	0 (0)	0 (0)	0 (0)	20 (30)	0 (0)	0 (0)	0 (0)	NS	54 (74)
White perch	0.0006 (0.0268)	0 (0)	0 (0)	0 (0)	0 (0)	0 (0)	0 (0)	0 (0)	77 (135)	0 (0)	0 (0)	NS	77 (135)
Yellow perch	0.6766 (0.2267)	35,578 (22,544)	25,797 (13,370)	19,341 (12,538)	161 (225)	0 (0)	38 (52)	57 (69)	4,812 (3,965)	1,788 (1,548)	0 (0)	NS	87,573 (22,421)
Angler Hrs		43,881 (19,906)	30,829 (12,978)	19,378 (10,519)	875 (411)	6,029 (3,271)	12,360 (5,627)	8,751 (2,952)	5,164 (2,127)	2,130 (1,541)	39 (29)	NS	129,436 (59,362)
Angler Trips		10,649 (4,933)	5,331 (2,338)	3,643 (2,021)	325 (106)	1,469 (846)	2,945 (1,151)	1,444 (509)	850 (425)	385 (285)	8 (8)	NS	27,049 (47,040)
Angler Days		11,847 (5,422)	5,903 (2,572)	4,055 (2,214)	375 (150)	1,149 (690)	2,792 (1,132)	1,391 (494)	850 (425)	385 (285)	8 (8)	NS	28,755 (46,850)

Table B.170.--Caseville (Site 290) for 2005. "NS" means not sampled.

Species	Harvest per hr	Jan	Feb	Mar	Apr	May	Jun	Jul	Aug	Sep	Oct	Nov	Season
Brown Trout	(0.0002)	0	0	4	0	0	0	0	0	0	0	NS	4
	(0.0193)	(0)	(0)	(8)	(0)	(0)	(0)	(0)	(0)	(0)	(0)		(8)
Channel Catfish	0.0086	0	0	0	0	0	146	140	0	0	8	NS	294
	(0.0404)	(0)	(0)	(0)	(0)	(0)	(210)	(243)	(0)	(0)	(18)		(322)
Chinook Salmon	0.0000	0	0	0	0	0	0	0	0	0	0	NS	0
	(0.0000)	(0)	(0)	(0)	(0)	(0)	(0)	(0)	(0)	(0)	(0)		(0)
Coho Salmon	0.0000	0	0	0	0	0	0	0	0	0	0	NS	0
	(0.0000)	(0)	(0)	(0)	(0)	(0)	(0)	(0)	(0)	(0)	(0)		(0)
Freshwater Drum	0.0000	0	0	0	0	0	0	0	0	0	0	NS	0
	(0.0000)	(0)	(0)	(0)	(0)	(0)	(0)	(0)	(0)	(0)	(0)		(0)
Lake Trout	0.0001	0	0	3	0	0	0	0	0	0	0	NS	3
	(0.0139)	(0)	(0)	(6)	(0)	(0)	(0)	(0)	(0)	(0)	(0)		(6)
Lake Whitefish	0.0000	0	0	0	0	0	0	0	0	0	0	NS	0
	(0.0000)	(0)	(0)	(0)	(0)	(0)	(0)	(0)	(0)	(0)	(0)		(0)
Largemouth Bass	0.0000	0	0	0	0	0	0	0	0	0	0	NS	0
	(0.0000)	(0)	(0)	(0)	(0)	(0)	(0)	(0)	(0)	(0)	(0)		(0)
Muskellunge	0.0000	0	0	0	0	0	0	0	0	0	0	NS	0
	(0.0000)	(0)	(0)	(0)	(0)	(0)	(0)	(0)	(0)	(0)	(0)		(0)
Northern Pike	0.0001	4	0	0	0	0	0	0	0	0	0	NS	4
	(0.0041)	(9)	(0)	(0)	(0)	(0)	(0)	(0)	(0)	(0)	(0)		(9)
Other	0.0000	0	0	0	0	0	0	0	0	0	0	NS	0
	(0.0000)	(0)	(0)	(0)	(0)	(0)	(0)	(0)	(0)	(0)	(0)		(0)
Pink Salmon	0.0000	0	0	0	0	0	0	0	0	0	0	NS	0
	(0.0000)	(0)	(0)	(0)	(0)	(0)	(0)	(0)	(0)	(0)	(0)		(0)
Pumpkinseed	0.0000	0	0	0	0	0	0	0	0	0	0	NS	0
	(0.0000)	(0)	(0)	(0)	(0)	(0)	(0)	(0)	(0)	(0)	(0)		(0)
Rainbow Trout	0.0000	0	0	0	0	0	0	0	0	0	0	NS	0
	(0.0000)	(0)	(0)	(0)	(0)	(0)	(0)	(0)	(0)	(0)	(0)		(0)
Rock Bass	0.0000	0	0	0	0	0	0	0	0	0	0	NS	0
	(0.0000)	(0)	(0)	(0)	(0)	(0)	(0)	(0)	(0)	(0)	(0)		(0)
Round whitefish	0.0000	0	0	0	0	0	0	0	0	0	0	NS	0
	(0.0000)	(0)	(0)	(0)	(0)	(0)	(0)	(0)	(0)	(0)	(0)		(0)
Smallmouth bass	0.0007	0	0	0	0	0	0	17	0	6	0	NS	24
	(0.0053)	(0)	(0)	(0)	(0)	(0)	(0)	(34)	(0)	(14)	(0)		(37)
Walleye	0.0610	0	0	3	0	255	1,043	778	0	13	0	NS	2,092
	(0.0555)	(0)	(0)	(7)	(0)	(327)	(750)	(393)	(0)	(27)	(0)		(908)
White bass	0.0004	0	0	0	0	0	0	0	0	13	0	NS	13
	(0.0157)	(0)	(0)	(0)	(0)	(0)	(0)	(0)	(0)	(27)	(0)		(27)
White perch	0.0000	0	0	0	0	0	0	0	0	0	0	NS	0
	(0.0000)	(0)	(0)	(0)	(0)	(0)	(0)	(0)	(0)	(0)	(0)		(0)
Yellow perch	0.5398	3,966	496	357	1,645	0	0	0	7,565	3,880	601	NS	18,510
	(0.5378)	(2,953)	(414)	(680)	(1,526)	(0)	(0)	(0)	(6,020)	(2,711)	(987)		(7,356)
Angler Hrs		2,363	1,149	868	4,619	4,862	5,727	7,013	4,667	1,880	1,145	NS	34,292
		(1,576)	(510)	(481)	(1,749)	(2,789)	(2,701)	(2,317)	(2,771)	(1,183)	(296)		(16,372)
Angler Trips		541	290	302	1,667	1,040	1,442	1,152	1,307	426	368	NS	8,535
		(370)	(144)	(242)	(1,032)	(607)	(836)	(443)	(800)	(293)	(164)		(7,458)
Angler Days		474	238	238	1,023	845	1,277	1,080	1,255	347	260	NS	7,037
		(325)	(129)	(208)	(717)	(481)	(734)	(427)	(762)	(246)	(139)		(7,104)

Table B.171.--Sand Point to Port Austin (site 236) for 2005. "NS" means not sampled.

Species	Harvest per hr	Jan	Feb	Mar	Apr	May	Jun	Jul	Aug	Sep	Oct	Nov	Season
Brown Trout	0.0005 (0.0891)	0 (0)	0 (0)	0 (0)	20 (7)	0 (0)	0 (0)	0 (0)	0 (0)	0 (0)	0 (0)	NS	20 (7)
Channel Catfish	0.0011 (0.0109)	0 (0)	0 (0)	0 (0)	0 (0)	0 (0)	49 (102)	0 (0)	0 (0)	0 (0)	0 (0)	NS	49 (102)
Chinook Salmon	0.0076 (0.0063)	0 (0)	0 (0)	0 (0)	0 (0)	84 (100)	49 (97)	0 (0)	33 (30)	71 (79)	94 (169)	NS	331 (197)
Coho Salmon	0.0011 (0.0027)	0 (0)	0 (0)	0 (0)	0 (0)	29 (38)	0 (0)	17 (35)	0 (0)	0 (0)	0 (0)	NS	46 (52)
Freshwater Drum	0.0000 (0.0000)	0 (0)	0 (0)	0 (0)	0 (0)	0 (0)	0 (0)	0 (0)	0 (0)	0 (0)	0 (0)	NS	0 (0)
Lake Trout	0.1602 (0.0708)	0 (0)	0 (0)	0 (0)	0 (0)	2,616 (1,226)	757 (463)	591 (495)	1,428 (1,497)	1,620 (1,553)	0 (0)	NS	7,012 (2,572)
Lake Whitefish	0.0094 (0.0209)	0 (0)	0 (0)	0 (0)	0 (0)	55 (87)	49 (97)	306 (589)	0 (0)	0 (0)	0 (0)	NS	410 (603)
Largemouth Bass	0.0000 (0.0000)	0 (0)	0 (0)	0 (0)	0 (0)	0 (0)	0 (0)	0 (0)	0 (0)	0 (0)	0 (0)	NS	0 (0)
Muskellunge	0.0000 (0.0000)	0 (0)	0 (0)	0 (0)	0 (0)	0 (0)	0 (0)	0 (0)	0 (0)	0 (0)	0 (0)	NS	0 (0)
Northern Pike	0.0006 (0.0947)	0 (0)	9 (34)	0 (0)	0 (0)	0 (0)	0 (0)	0 (0)	0 (0)	0 (0)	16 (32)	NS	25 (46)
Other	0.0000 (0.0000)	0 (0)	0 (0)	0 (0)	0 (0)	0 (0)	0 (0)	0 (0)	0 (0)	0 (0)	0 (0)	NS	0 (0)
Pink Salmon	0.0000 (0.0000)	0 (0)	0 (0)	0 (0)	0 (0)	0 (0)	0 (0)	0 (0)	0 (0)	0 (0)	0 (0)	NS	0 (0)
Pumpkinseed	0.0000 (0.0000)	0 (0)	0 (0)	0 (0)	0 (0)	0 (0)	0 (0)	0 (0)	0 (0)	0 (0)	0 (0)	NS	0 (0)
Rainbow Trout	0.0000 (0.0000)	0 (0)	0 (0)	0 (0)	0 (0)	0 (0)	0 (0)	0 (0)	0 (0)	0 (0)	0 (0)	NS	0 (0)
Rock Bass	0.0000 (0.0000)	0 (0)	0 (0)	0 (0)	0 (0)	0 (0)	0 (0)	0 (0)	0 (0)	0 (0)	0 (0)	NS	0 (0)
Round whitefish	0.0000 (0.0000)	0 (0)	0 (0)	0 (0)	0 (0)	0 (0)	0 (0)	0 (0)	0 (0)	0 (0)	0 (0)	NS	0 (0)
Smallmouth bass	0.0011 (0.0066)	0 (0)	0 (0)	0 (0)	0 (0)	15 (30)	0 (0)	0 (0)	0 (0)	0 (0)	32 (63)	NS	46 (70)
Walleye	0.0172 (0.0982)	0 (0)	0 (0)	0 (0)	0 (0)	3 (6)	0 (0)	748 (887)	0 (0)	0 (0)	0 (0)	NS	752 (887)
White bass	0.0000 (0.0000)	0 (0)	0 (0)	0 (0)	0 (0)	0 (0)	0 (0)	0 (0)	0 (0)	0 (0)	0 (0)	NS	0 (0)
White perch	0.0000 (0.0000)	0 (0)	0 (0)	0 (0)	0 (0)	0 (0)	0 (0)	0 (0)	0 (0)	0 (0)	0 (0)	NS	0 (0)
Yellow perch	0.0003 (0.0999)	0 (0)	9 (9)	0 (0)	0 (0)	0 (0)	0 (0)	0 (0)	0 (0)	6 (9)	0 (0)	NS	14 (2)
Angler Hrs		0 (0)	110 (124)	276 (0)	152 (134)	10,343 (3,959)	9,757 (4,123)	9,398 (2,812)	7,463 (5,084)	4,909 (2,583)	1,364 (1,519)	NS	43,773 (20,338)
Angler Trips		0 (0)	31 (6)	92 (0)	80 (26)	2,363 (1,047)	2,275 (992)	1,926 (707)	1,860 (1,365)	1,401 (768)	454 (529)	NS	10,482 (5,667)
Angler Days		0 (0)	31 (6)	46 (0)	52 (26)	2,254 (1,006)	2,195 (971)	1,888 (702)	1,860 (1,365)	1,394 (764)	392 (504)	NS	10,112 (5,569)

Table B.172.--Saginaw Bay all sites combined for 2006. "NS" means not sampled.

Species	Harvest per hr	Jan	Feb	Mar	Apr	May	Jun	Jul	Aug	Sep	Oct	Nov	Season
Brown Trout	0.0002 (0.0002)	0 (0)	12 (13)	131 (139)	42 (39)	4 (7)	0 (0)	0 (0)	0 (0)	0 (0)	NS	NS	189 (144)
Channel Catfish	0.0124 (0.0055)	9 (18)	6 (11)	18 (39)	733 (646)	2,623 (2,446)	2,443 (1,783)	1,935 (1,156)	1,293 (1,207)	2,008 (3,372)	NS	NS	11,068 (4,872)
Chinook Salmon	0.0006 (0.0004)	0 (0)	0 (0)	0 (0)	46 (59)	193 (353)	75 (108)	57 (72)	99 (103)	42 (44)	NS	NS	513 (397)
Coho Salmon	0.0000 (0.0000)	0 (0)	0 (0)	0 (0)	0 (0)	0 (0)	0 (0)	0 (0)	0 (0)	0 (0)	NS	NS	0 (0)
Freshwater Drum	0.0007 (0.0006)	0 (0)	0 (0)	0 (0)	0 (0)	21 (35)	156 (136)	328 (534)	88 (105)	63 (101)	NS	NS	656 (571)
Lake Trout	0.0023 (0.0010)	54 (35)	0 (0)	0 (0)	0 (0)	425 (382)	325 (279)	410 (393)	811 (602)	6 (13)	NS	NS	2,031 (860)
Lake Whitefish	0.0001 (0.0001)	16 (31)	0 (0)	13 (24)	19 (35)	0 (0)	0 (0)	0 (0)	0 (0)	0 (0)	NS	NS	47 (53)
Largemouth Bass	0.0001 (0.0002)	0 (0)	0 (0)	0 (0)	0 (0)	86 (138)	0 (0)	27 (53)	8 (16)	0 (0)	NS	NS	120 (149)
Muskellunge	0.0000 (0.0000)	0 (0)	0 (0)	0 (0)	0 (0)	0 (0)	0 (0)	0 (0)	0 (0)	0 (0)	NS	NS	0 (0)
Northern Pike	0.0011 (0.0005)	124 (95)	345 (209)	19 (32)	37 (49)	143 (253)	76 (131)	41 (70)	0 (0)	210 (142)	NS	NS	995 (403)
Other	0.0001 (0.0001)	0 (0)	0 (0)	0 (0)	21 (0)	0 (0)	0 (0)	27 (40)	0 (0)	0 (0)	NS	NS	48 (52)
Pink Salmon	0.0000 (0.0000)	0 (0)	0 (0)	0 (0)	0 (0)	0 (0)	0 (0)	0 (0)	0 (0)	0 (0)	NS	NS	0 (0)
Pumpkinseed	0.0001 (0.0001)	16 (29)	21 (45)	0 (0)	1 (1)	0 (0)	1 (1)	0 (0)	21 (42)	15 (0)	NS	NS	75 (72)
Rainbow Trout	0.0002 (0.0001)	0 (0)	0 (0)	5 (11)	15 (20)	16 (33)	25 (34)	13 (27)	53 (74)	14 (29)	NS	NS	142 (99)
Rock Bass	0.0009 (0.0008)	364 (616)	3 (6)	56 (117)	44 (59)	88 (97)	214 (312)	9 (22)	54 (115)	1 (1)	NS	NS	833 (719)
Round whitefish	0.0001 (0.0001)	0 (0)	36 (73)	0 (0)	0 (0)	0 (0)	0 (0)	0 (0)	28 (57)	0 (0)	NS	NS	64 (92)
Smallmouth bass	0.0005 (0.0003)	0 (0)	0 (0)	0 (0)	3 (6)	69 (109)	174 (235)	79 (86)	128 (111)	30 (66)	NS	NS	483 (302)
Walleye	0.1725 (0.0230)	2,446 (1,481)	2,899 (1,455)	11,837 (6,557)	6,355 (3,360)	19,795 (7,281)	47,547 (8,418)	51,402 (10,588)	11,730 (4,130)	513 (318)	NS	NS	154,524 (17,656)
White bass	0.0005 (0.0005)	0 (0)	138 (263)	2 (3)	0 (0)	270 (374)	31 (45)	0 (0)	18 (36)	4 (0)	NS	NS	462 (461)
White perch	0.0011 (0.0007)	0 (0)	4 (7)	19 (24)	0 (0)	0 (0)	20 (40)	0 (0)	440 (393)	466 (438)	NS	NS	949 (591)
Yellow perch	0.4976 (0.0794)	67,542 (19,405)	68,867 (17,653)	105,215 (41,919)	15,532 (5,927)	2,804 (2,361)	2,013 (1,407)	4,254 (2,973)	130,558 (34,536)	49,041 (20,147)	NS	NS	445,826 (63,997)
Angler Hrs		71,959 (12,058)	72,761 (11,649)	105,045 (26,857)	72,550 (16,671)	101,559 (25,789)	115,242 (16,793)	172,226 (29,216)	138,099 (25,419)	46,534 (11,663)	NS	NS	895,975 (62,154)
Angler Trips		17,671 (1,989)	16,752 (2,948)	24,640 (6,873)	17,294 (2,976)	22,073 (5,373)	23,064 (3,366)	33,547 (5,740)	27,489 (5,024)	10,150 (2,699)	NS	NS	192,680 (14,786)
Angler Days		17,786 (1,826)	16,707 (2,643)	24,587 (6,670)	16,310 (2,581)	21,084 (5,258)	22,466 (3,328)	32,992 (5,682)	26,888 (4,945)	9,702 (2,613)	NS	NS	188,522 (13,720)

Table B.173.--Tawas (Site 250) for 2006. "NS" means not sampled.

Species	Harvest per hr	Jan	Feb	Mar	Apr	May	Jun	Jul	Aug	Sep	Oct	Nov	Season
Brown Trout	0.0035 (0.0146)	0 (0)	0 (0)	131 (150)	42 (54)	4 (7)	0 (0)	0 (0)	0 (0)	0 (0)	NS	NS	177 (144)
Channel Catfish	0.0029 (0.0162)	0 (0)	0 (0)	0 (0)	0 (0)	0 (0)	0 (0)	35 (71)	112 (141)	0 (0)	NS	NS	147 (158)
Chinook Salmon	0.0012 (0.0037)	0 (0)	0 (0)	0 (0)	6 (12)	4 (8)	9 (17)	0 (0)	0 (0)	40 (71)	NS	NS	60 (49)
Coho Salmon	0.0000 (0.0000)	0 (0)	0 (0)	0 (0)	0 (0)	0 (0)	0 (0)	0 (0)	0 (0)	0 (0)	NS	NS	0 (0)
Freshwater Drum	0.0003 (0.0089)	0 (0)	0 (0)	0 (0)	0 (0)	0 (0)	0 (0)	17 (36)	0 (0)	0 (0)	NS	NS	17 (36)
Lake Trout	0.0017 (0.0116)	0 (0)	0 (0)	0 (0)	0 (0)	0 (0)	73 (100)	0 (0)	5 (11)	6 (13)	NS	NS	84 (102)
Lake Whitefish	0.0006 (0.0117)	16 (31)	0 (0)	13 (24)	0 (0)	0 (0)	0 (0)	0 (0)	0 (0)	0 (0)	NS	NS	29 (40)
Largemouth Bass	0.0000 (0.0000)	0 (0)	0 (0)	0 (0)	0 (0)	0 (0)	0 (0)	0 (0)	0 (0)	0 (0)	NS	NS	0 (0)
Muskellunge	0.0000 (0.0000)	0 (0)	0 (0)	0 (0)	0 (0)	0 (0)	0 (0)	0 (0)	0 (0)	0 (0)	NS	NS	0 (0)
Northern Pike	0.0072 (0.0112)	71 (64)	122 (129)	19 (40)	6 (13)	114 (256)	0 (0)	6 (14)	0 (0)	23 (33)	NS	NS	361 (281)
Other	0.0005 (0.0090)	0 (0)	0 (0)	0 (0)	0 (0)	0 (0)	0 (0)	27 (55)	0 (0)	0 (0)	NS	NS	27 (40)
Pink Salmon	0.0000 (0.0000)	0 (0)	0 (0)	0 (0)	0 (0)	0 (0)	0 (0)	0 (0)	0 (0)	0 (0)	NS	NS	0 (0)
Pumpkinseed	0.0000 (0.0000)	0 (0)	0 (0)	0 (0)	0 (0)	0 (0)	0 (0)	0 (0)	0 (0)	0 (0)	NS	NS	0 (0)
Rainbow Trout	0.0010 (0.0067)	0 (0)	0 (0)	0 (0)	14 (28)	16 (33)	9 (17)	0 (0)	0 (0)	14 (29)	NS	NS	53 (51)
Rock Bass	0.0036 (0.2620)	0 (0)	0 (0)	0 (0)	0 (0)	0 (0)	172 (301)	9 (22)	0 (0)	0 (0)	NS	NS	182 (302)
Round whitefish	0.0007 (0.0124)	0 (0)	36 (73)	0 (0)	0 (0)	0 (0)	0 (0)	0 (0)	0 (0)	0 (0)	NS	NS	36 (73)
Smallmouth bass	0.0009 (0.0070)	0 (0)	0 (0)	0 (0)	0 (0)	0 (0)	0 (0)	35 (66)	11 (21)	0 (0)	NS	NS	45 (69)
Walleye	0.0343 (0.0154)	196 (159)	448 (357)	161 (247)	60 (77)	25 (39)	109 (176)	481 (384)	229 (144)	19 (28)	NS	NS	1,727 (622)
White bass	0.0000 (0.0000)	0 (0)	0 (0)	0 (0)	0 (0)	0 (0)	0 (0)	0 (0)	0 (0)	0 (0)	NS	NS	0 (0)
White perch	0.0000 (0.0000)	0 (0)	0 (0)	0 (0)	0 (0)	0 (0)	0 (0)	0 (0)	0 (0)	0 (0)	NS	NS	0 (0)
Yellow perch	0.3253 (0.1587)	337 (561)	1,783 (1,470)	6,540 (4,813)	910 (698)	1,428 (1,658)	74 (128)	610 (780)	4,210 (3,457)	472 (502)	NS	NS	16,365 (5,985)
Angler Hrs		4,661 (1,461)	7,265 (3,147)	9,020 (5,595)	5,882 (2,286)	4,241 (2,583)	3,573 (1,434)	4,580 (1,471)	6,688 (2,039)	4,399 (1,883)	NS	NS	50,310 (21,898)
Angler Trips		1,241 (438)	1,643 (826)	2,119 (1,468)	1,274 (563)	1,404 (972)	1,101 (577)	1,068 (391)	1,510 (513)	1,278 (664)	NS	NS	12,638 (15,605)
Angler Days		1,528 (520)	2,116 (1,018)	2,258 (1,567)	1,628 (702)	1,347 (948)	1,022 (497)	1,056 (386)	1,438 (495)	1,061 (571)	NS	NS	13,454 (15,386)

Table B.174.—Au Gres (Site 255) for 2006. “NS” means not sampled.

Species	Harvest per hr	Jan	Feb	Mar	Apr	May	Jun	Jul	Aug	Sep	Oct	Nov	Season
Brown Trout	0.0000 (0.0000)	0 (0)	0 (0)	0 (0)	0 (0)	0 (0)	0 (0)	0 (0)	0 (0)	0 (0)	NS	NS	0 (0)
Channel Catfish	0.0043 (0.0043)	0 (0)	0 (0)	0 (0)	0 (0)	65 (76)	390 (515)	565 (473)	147 (184)	0 (0)	NS	NS	1,168 (655)
Chinook Salmon	0.0001 (0.0024)	0 (0)	0 (0)	0 (0)	40 (58)	0 (0)	0 (0)	0 (0)	0 (0)	0 (0)	NS	NS	40 (58)
Coho Salmon	0.0000 (0.0000)	0 (0)	0 (0)	0 (0)	0 (0)	0 (0)	0 (0)	0 (0)	0 (0)	0 (0)	NS	NS	0 (0)
Freshwater Drum	0.0011 (0.0013)	0 (0)	0 (0)	0 (0)	0 (0)	0 (0)	139 (159)	13 (27)	88 (105)	50 (98)	NS	NS	290 (198)
Lake Trout	0.0005 (0.0066)	0 (0)	0 (0)	0 (0)	0 (0)	0 (0)	139 (197)	0 (0)	0 (0)	0 (0)	NS	NS	139 (197)
Lake Whitefish	0.0000 (0.0000)	0 (0)	0 (0)	0 (0)	0 (0)	0 (0)	0 (0)	0 (0)	0 (0)	0 (0)	NS	NS	0 (0)
Largemouth Bass	0.0001 (0.0008)	0 (0)	0 (0)	0 (0)	0 (0)	0 (0)	0 (0)	27 (53)	0 (0)	0 (0)	NS	NS	27 (53)
Muskellunge	0.0000 (0.0000)	0 (0)	0 (0)	0 (0)	0 (0)	0 (0)	0 (0)	0 (0)	0 (0)	0 (0)	NS	NS	0 (0)
Northern Pike	0.0012 (0.0017)	0 (0)	100 (185)	0 (0)	31 (66)	0 (0)	66 (129)	35 (69)	0 (0)	92 (138)	NS	NS	323 (253)
Other	0.0000 (0.0000)	0 (0)	0 (0)	0 (0)	0 (0)	0 (0)	0 (0)	0 (0)	0 (0)	0 (0)	NS	NS	0 (0)
Pink Salmon	0.0000 (0.0000)	0 (0)	0 (0)	0 (0)	0 (0)	0 (0)	0 (0)	0 (0)	0 (0)	0 (0)	NS	NS	0 (0)
Pumpkinseed	0.0001 (0.0009)	0 (0)	0 (0)	0 (0)	0 (0)	0 (0)	0 (0)	0 (0)	21 (42)	0 (0)	NS	NS	21 (42)
Rainbow Trout	0.0001 (0.0005)	0 (0)	0 (0)	0 (0)	1 (0)	0 (0)	0 (0)	13 (27)	25 (49)	0 (0)	NS	NS	39 (56)
Rock Bass	0.0002 (0.0073)	30 (60)	0 (0)	0 (0)	0 (0)	21 (48)	0 (0)	0 (0)	0 (0)	0 (0)	NS	NS	51 (77)
Round whitefish	0.0000 (0.0000)	0 (0)	0 (0)	0 (0)	0 (0)	0 (0)	0 (0)	0 (0)	0 (0)	0 (0)	NS	NS	0 (0)
Smallmouth bass	0.0005 (0.0024)	0 (0)	0 (0)	0 (0)	0 (0)	0 (0)	131 (224)	13 (27)	0 (0)	0 (0)	NS	NS	145 (226)
Walleye	0.1604 (0.0521)	0 (0)	0 (0)	2,047 (3,303)	1,517 (760)	1,814 (1,354)	13,680 (3,843)	21,935 (7,822)	2,348 (1,338)	200 (257)	NS	NS	43,541 (9,487)
White bass	0.0000 (0.0000)	0 (0)	0 (0)	0 (0)	0 (0)	0 (0)	0 (0)	0 (0)	0 (0)	0 (0)	NS	NS	0 (0)
White perch	0.0019 (0.0070)	0 (0)	0 (0)	0 (0)	0 (0)	0 (0)	0 (0)	0 (0)	382 (376)	125 (247)	NS	NS	507 (450)
Yellow perch	0.6320 (0.1698)	24,670 (10,637)	19,516 (14,550)	32,302 (34,664)	9,360 (6,928)	54 (111)	1,023 (936)	517 (381)	57,060 (21,764)	27,077 (17,444)	NS	NS	171,578 (39,003)
Angler Hrs		15,138 (5,143)	16,909 (6,831)	31,309 (28,313)	28,065 (12,609)	16,548 (10,675)	30,878 (8,141)	65,057 (21,366)	49,288 (15,864)	18,284 (9,516)	NS	NS	271,475 (118,458)
Angler Trips		3,748 (1,341)	3,965 (1,686)	9,645 (9,064)	6,743 (2,920)	3,700 (2,551)	5,673 (1,576)	13,143 (4,372)	9,264 (3,057)	4,360 (2,414)	NS	NS	60,241 (66,866)
Angler Days		3,550 (1,289)	3,578 (1,578)	9,261 (8,843)	5,736 (2,512)	3,424 (2,371)	5,494 (1,530)	12,935 (4,311)	9,063 (2,990)	4,228 (2,330)	NS	NS	57,269 (66,428)

Table B.175.--Saganing Creek to mouth of Saginaw River (Site 260) for 2006. "NS" means not sampled.

Species	Harvest per hr	Jan	Feb	Mar	Apr	May	Jun	Jul	Aug	Sep	Oct	Nov	Season
Brown Trout	0.0000 (0.0000)	0 (0)	0 (0)	0 (0)	0 (0)	0 (0)	0 (0)	0 (0)	0 (0)	0 (0)	NS	NS	0 (0)
Channel Catfish	0.0111 (0.0217)	0 (0)	0 (0)	0 (0)	60 (120)	274 (553)	249 (500)	0 (0)	750 (1,085)	1,657 (3,357)	NS	NS	2,990 (3,608)
Chinook Salmon	0.0000 (0.0000)	0 (0)	0 (0)	0 (0)	0 (0)	0 (0)	0 (0)	0 (0)	0 (0)	0 (0)	NS	NS	0 (0)
Coho Salmon	0.0000 (0.0000)	0 (0)	0 (0)	0 (0)	0 (0)	0 (0)	0 (0)	0 (0)	0 (0)	0 (0)	NS	NS	0 (0)
Freshwater Drum	0.0000 (0.0000)	0 (0)	0 (0)	0 (0)	0 (0)	0 (0)	0 (0)	0 (0)	0 (0)	0 (0)	NS	NS	0 (0)
Lake Trout	0.0000 (0.0000)	0 (0)	0 (0)	0 (0)	0 (0)	0 (0)	0 (0)	0 (0)	0 (0)	0 (0)	NS	NS	0 (0)
Lake Whitefish	0.0000 (0.0000)	0 (0)	0 (0)	0 (0)	0 (0)	0 (0)	0 (0)	0 (0)	0 (0)	0 (0)	NS	NS	0 (0)
Largemouth Bass	0.0000 (0.0000)	0 (0)	0 (0)	0 (0)	0 (0)	0 (0)	0 (0)	0 (0)	0 (0)	0 (0)	NS	NS	0 (0)
Muskellunge	0.0000 (0.0000)	0 (0)	0 (0)	0 (0)	0 (0)	0 (0)	0 (0)	0 (0)	0 (0)	0 (0)	NS	NS	0 (0)
Northern Pike	0.0002 (0.0057)	0 (0)	45 (90)	0 (0)	0 (0)	0 (0)	0 (0)	0 (0)	0 (0)	0 (0)	NS	NS	45 (90)
Other	0.0000 (0.0000)	0 (0)	0 (0)	0 (0)	0 (0)	0 (0)	0 (0)	0 (0)	0 (0)	0 (0)	NS	NS	0 (0)
Pink Salmon	0.0000 (0.0000)	0 (0)	0 (0)	0 (0)	0 (0)	0 (0)	0 (0)	0 (0)	0 (0)	0 (0)	NS	NS	0 (0)
Pumpkinseed	0.0000 (0.0000)	0 (0)	0 (0)	0 (0)	0 (0)	0 (0)	0 (0)	0 (0)	0 (0)	0 (0)	NS	NS	0 (0)
Rainbow Trout	0.0000 (0.0000)	0 (0)	0 (0)	0 (0)	0 (0)	0 (0)	0 (0)	0 (0)	0 (0)	0 (0)	NS	NS	0 (0)
Rock Bass	0.0000 (0.0000)	0 (0)	0 (0)	0 (0)	0 (0)	0 (0)	0 (0)	0 (0)	0 (0)	0 (0)	NS	NS	0 (0)
Round whitefish	0.0000 (0.0000)	0 (0)	0 (0)	0 (0)	0 (0)	0 (0)	0 (0)	0 (0)	0 (0)	0 (0)	NS	NS	0 (0)
Smallmouth bass	0.0001 (0.0015)	0 (0)	0 (0)	0 (0)	0 (0)	0 (0)	33 (66)	0 (0)	0 (0)	0 (0)	NS	NS	33 (66)
Walleye	0.2137 (0.0567)	140 (230)	432 (558)	488 (762)	1,039 (615)	11,969 (6,620)	21,062 (6,976)	15,507 (5,984)	6,867 (3,797)	51 (98)	NS	NS	57,555 (11,997)
White bass	0.0000 (0.0000)	0 (0)	0 (0)	0 (0)	0 (0)	0 (0)	0 (0)	0 (0)	0 (0)	0 (0)	NS	NS	0 (0)
White perch	0.0000 (0.0000)	0 (0)	0 (0)	0 (0)	0 (0)	0 (0)	0 (0)	0 (0)	0 (0)	0 (0)	NS	NS	0 (0)
Yellow perch	0.5344 (0.2188)	4,420 (3,602)	21,292 (14,866)	44,952 (39,431)	1,908 (2,234)	0 (0)	812 (1,039)	1,984 (2,255)	52,161 (25,182)	16,421 (9,889)	NS	NS	143,952 (45,089)
Angler Hrs		7,240 (4,691)	21,331 (10,414)	19,811 (15,690)	15,116 (5,563)	39,262 (20,020)	45,919 (13,429)	52,055 (17,368)	55,247 (19,107)	13,399 (6,507)	NS	NS	269,381 (112,789)
Angler Trips		2,006 (1,453)	5,541 (2,797)	3,747 (3,553)	2,746 (1,131)	6,932 (3,598)	8,755 (2,633)	9,248 (3,176)	11,084 (3,913)	2,112 (1,068)	NS	NS	52,171 (50,744)
Angler Days		1,833 (1,315)	4,870 (2,476)	3,360 (3,173)	2,746 (1,131)	6,932 (3,598)	8,755 (2,633)	9,248 (3,176)	10,905 (3,873)	2,112 (1,068)	NS	NS	50,761 (50,705)

Table B.176.—Saginaw River — mouth to confluence with Tittabawassee River (Site 355) for 2006. “NS” means not sampled.

Species	Harvest per hr	Jan	Feb	Mar	Apr	May	Jun	Jul	Aug	Sep	Oct	Nov	Dec	Season
Black crappie	0.0000 (0.0000)	0 (0)	0 (0)	0 (0)	NS	NS	NS	NS	NS	NS	NS	NS	NS	0 (0)
Bluegill	0.0000 (0.0000)	0 (0)	0 (0)	0 (0)	NS	NS	NS	NS	NS	NS	NS	NS	NS	0 (0)
Channel Catfish	0.0000 (0.0000)	0 (0)	0 (0)	0 (0)	NS	NS	NS	NS	NS	NS	NS	NS	NS	0 (0)
Common white sucker	0.0000 (0.0000)	0 (0)	0 (0)	0 (0)	NS	NS	NS	NS	NS	NS	NS	NS	NS	0 (0)
Freshwater Drum	0.0000 (0.0000)	0 (0)	0 (0)	0 (0)	NS	NS	NS	NS	NS	NS	NS	NS	NS	0 (0)
Lake Trout	0.0000 (0.0000)	0 (0)	0 (0)	0 (0)	NS	NS	NS	NS	NS	NS	NS	NS	NS	0 (0)
Lake Whitefish	0.0000 (0.0000)	0 (0)	0 (0)	0 (0)	NS	NS	NS	NS	NS	NS	NS	NS	NS	0 (0)
Largemouth Bass	0.0000 (0.0000)	0 (0)	0 (0)	0 (0)	NS	NS	NS	NS	NS	NS	NS	NS	NS	0 (0)
Northern Pike	0.0000 (0.0000)	0 (0)	0 (0)	0 (0)	NS	NS	NS	NS	NS	NS	NS	NS	NS	0 (0)
Other	0.0000 (0.0000)	0 (0)	0 (0)	0 (0)	NS	NS	NS	NS	NS	NS	NS	NS	NS	0 (0)
Pumpkinseed	0.0000 (0.0000)	0 (0)	0 (0)	0 (0)	NS	NS	NS	NS	NS	NS	NS	NS	NS	0 (0)
Rainbow Trout	0.0000 (0.0000)	0 (0)	0 (0)	0 (0)	NS	NS	NS	NS	NS	NS	NS	NS	NS	0 (0)
Rock Bass	0.0000 (0.0000)	0 (0)	0 (0)	0 (0)	NS	NS	NS	NS	NS	NS	NS	NS	NS	0 (0)
Smallmouth bass	0.0000 (0.0000)	0 (0)	0 (0)	0 (0)	NS	NS	NS	NS	NS	NS	NS	NS	NS	0 (0)
Walleye	0.2567 (0.1588)	1,842 (1,408)	1,657 (1,320)	8,116 (5,618)	NS	NS	NS	NS	NS	NS	NS	NS	NS	11,615 (5,940)
White bass	0.0000 (0.0000)	0 (0)	0 (0)	0 (0)	NS	NS	NS	NS	NS	NS	NS	NS	NS	0 (0)
White perch	0.0000 (0.0000)	0 (0)	0 (0)	0 (0)	NS	NS	NS	NS	NS	NS	NS	NS	NS	0 (0)
Yellow perch	0.3316 (0.3265)	11,331 (13,707)	3,213 (1,748)	456 (90)	NS	NS	NS	NS	NS	NS	NS	NS	NS	15,000 (13,818)
Angler Hrs		19,714 (9,354)	5,617 (2,546)	19,910 (12,382)	NS	NS	NS	NS	NS	NS	NS	NS	NS	45,241 (15,725)
Angler Trips		5,335 (2,633)	1,401 (684)	4,007 (2,577)	NS	NS	NS	NS	NS	NS	NS	NS	NS	10,743 (3,748)
Angler Days		5,335 (2,633)	1,401 (684)	4,007 (2,577)	NS	NS	NS	NS	NS	NS	NS	NS	NS	10,743 (3,748)

Table B.177.—Tittabawassee River — Dow Dam to confluence with the Saginaw River (Site 401) for 2006. “NS” means not sampled.

Species	Harvest per hr	Jan	Feb	Mar	Apr	May	Jun	Jul	Aug	Sep	Oct	Nov	Dec	Season
Black crappie	0.0000 (0.0000)	0 (0)	0 (0)	0 (0)	0 (0)	0 (0)	NS	NS	NS	NS	NS	NS	NS	0 (0)
Bluegill	0.0000 (0.0000)	0 (0)	0 (0)	0 (0)	0 (0)	0 (0)	NS	NS	NS	NS	NS	NS	NS	0 (0)
Channel Catfish	0.0009 (0.0014)	0 (0)	0 (0)	0 (0)	8 (16)	18 (37)	NS	NS	NS	NS	NS	NS	NS	26 (40)
Common white sucker	0.0000 (0.0000)	0 (0)	0 (0)	0 (0)	0 (0)	0 (0)	NS	NS	NS	NS	NS	NS	NS	0 (0)
Freshwater Drum	0.0000 (0.0000)	0 (0)	0 (0)	0 (0)	0 (0)	0 (0)	NS	NS	NS	NS	NS	NS	NS	0 (0)
Northern Pike	0.0008 (0.0015)	0 (0)	0 (0)	0 (0)	0 (0)	22 (42)	NS	NS	NS	NS	NS	NS	NS	22 (42)
Other	0.0000 (0.0000)	0 (0)	0 (0)	0 (0)	0 (0)	0 (0)	NS	NS	NS	NS	NS	NS	NS	0 (0)
Pumpkinseed	0.0000 (0.0000)	0 (0)	0 (0)	0 (0)	0 (0)	0 (0)	NS	NS	NS	NS	NS	NS	NS	0 (0)
Rainbow Trout	0.0000 (0.0000)	0 (0)	0 (0)	0 (0)	0 (0)	0 (0)	NS	NS	NS	NS	NS	NS	NS	0 (0)
Rock Bass	0.0000 (0.0000)	0 (0)	0 (0)	0 (0)	0 (0)	0 (0)	NS	NS	NS	NS	NS	NS	NS	0 (0)
Smallmouth bass	0.0000 (0.0000)	0 (0)	0 (0)	0 (0)	0 (0)	0 (0)	NS	NS	NS	NS	NS	NS	NS	0 (0)
Walleye	0.1692 (0.1442)	202 (356)	0 (0)	0 (0)	3,271 (3,204)	1,503 (1,315)	NS	NS	NS	NS	NS	NS	NS	4,975 (3,481)
White bass	0.0092 (0.0135)	0 (0)	0 (0)	0 (0)	0 (0)	270 (374)	NS	NS	NS	NS	NS	NS	NS	270 (374)
White perch	0.0000 (0.0000)	0 (0)	0 (0)	0 (0)	0 (0)	0 (0)	NS	NS	NS	NS	NS	NS	NS	0 (0)
Yellow perch	0.0000 (0.0000)	0 (0)	0 (0)	0 (0)	0 (0)	0 (0)	NS	NS	NS	NS	NS	NS	NS	0 (0)
Angler Hrs		2,225 (1,360)	768 (1,150)	743 (361)	11,610 (10,950)	14,052 (8,995)	NS	NS	NS	NS	NS	NS	NS	29,398 (14,286)
Angler Trips		527 (302)	126 (180)	160 (108)	3,033 (2,107)	3,110 (2,047)	NS	NS	NS	NS	NS	NS	NS	6,956 (2,961)
Angler Days		527 (302)	126 (180)	160 (108)	2,478 (1,960)	2,981 (1,971)	NS	NS	NS	NS	NS	NS	NS	6,272 (2,804)

Table B.178.--Essexville to mouth of Saginaw River (Site 356) for 2006. "NS" means not sampled.

Species	Harvest per hr	Jan	Feb	Mar	Apr	May	Jun	Jul	Aug	Sep	Oct	Nov	Season
Brown Trout	0.0000 (0.0000)	0 (0)	0 (0)	0 (0)	0 (0)	0 (0)	0 (0)	0 (0)	0 (0)	0 (0)	NS	NS	0 (0)
Channel Catfish	0.0656 (0.0418)	9 (18)	6 (11)	18 (39)	229 (325)	157 (256)	168 (282)	1,001 (1,028)	237 (472)	325 (307)	NS	NS	2,150 (1,272)
Chinook Salmon	0.0000 (0.0000)	0 (0)	0 (0)	0 (0)	0 (0)	0 (0)	0 (0)	0 (0)	0 (0)	0 (0)	NS	NS	0 (0)
Coho Salmon	0.0000 (0.0000)	0 (0)	0 (0)	0 (0)	0 (0)	0 (0)	0 (0)	0 (0)	0 (0)	0 (0)	NS	NS	0 (0)
Freshwater Drum	0.0013 (0.0031)	0 (0)	0 (0)	0 (0)	0 (0)	0 (0)	17 (24)	24 (44)	0 (0)	0 (0)	NS	NS	41 (50)
Lake Trout	0.0000 (0.0000)	0 (0)	0 (0)	0 (0)	0 (0)	0 (0)	0 (0)	0 (0)	0 (0)	0 (0)	NS	NS	0 (0)
Lake Whitefish	0.0000 (0.0000)	0 (0)	0 (0)	0 (0)	0 (0)	0 (0)	0 (0)	0 (0)	0 (0)	0 (0)	NS	NS	0 (0)
Largemouth Bass	0.0002 (0.0049)	0 (0)	0 (0)	0 (0)	0 (0)	0 (0)	0 (0)	0 (0)	8 (16)	0 (0)	NS	NS	8 (16)
Muskellunge	0.0000 (0.0000)	0 (0)	0 (0)	0 (0)	0 (0)	0 (0)	0 (0)	0 (0)	0 (0)	0 (0)	NS	NS	0 (0)
Northern Pike	0.0004 (0.0269)	12 (22)	0 (0)	0 (0)	0 (0)	0 (0)	0 (0)	0 (0)	0 (0)	0 (0)	NS	NS	12 (22)
Other	0.0000 (0.0000)	0 (0)	0 (0)	0 (0)	0 (0)	0 (0)	0 (0)	0 (0)	0 (0)	0 (0)	NS	NS	0 (0)
Pink Salmon	0.0000 (0.0000)	0 (0)	0 (0)	0 (0)	0 (0)	0 (0)	0 (0)	0 (0)	0 (0)	0 (0)	NS	NS	0 (0)
Pumpkinseed	0.0000 (0.0000)	0 (0)	0 (0)	0 (0)	0 (0)	0 (0)	0 (0)	0 (0)	0 (0)	0 (0)	NS	NS	0 (0)
Rainbow Trout	0.0000 (0.0000)	0 (0)	0 (0)	0 (0)	0 (0)	0 (0)	0 (0)	0 (0)	0 (0)	0 (0)	NS	NS	0 (0)
Rock Bass	0.0000 (0.0000)	0 (0)	0 (0)	0 (0)	0 (0)	0 (0)	0 (0)	0 (0)	0 (0)	0 (0)	NS	NS	0 (0)
Round whitefish	0.0000 (0.0000)	0 (0)	0 (0)	0 (0)	0 (0)	0 (0)	0 (0)	0 (0)	0 (0)	0 (0)	NS	NS	0 (0)
Smallmouth bass	0.0000 (0.0000)	0 (0)	0 (0)	0 (0)	0 (0)	0 (0)	0 (0)	0 (0)	0 (0)	0 (0)	NS	NS	0 (0)
Walleye	0.2964 (0.0902)	66 (98)	6 (11)	316 (311)	298 (287)	1,806 (1,186)	4,216 (1,463)	2,803 (1,416)	191 (246)	18 (30)	NS	NS	9,719 (2,409)
White bass	0.0042 (0.5199)	0 (0)	138 (263)	0 (0)	0 (0)	0 (0)	0 (0)	0 (0)	0 (0)	0 (0)	NS	NS	138 (263)
White perch	0.0025 (0.0824)	0 (0)	0 (0)	0 (0)	0 (0)	0 (0)	0 (0)	0 (0)	0 (0)	81 (166)	NS	NS	81 (166)
Yellow perch	0.1971 (0.2356)	213 (377)	0 (0)	0 (0)	196 (293)	0 (0)	0 (0)	931 (1,782)	3,593 (2,739)	1,529 (1,719)	NS	NS	6,462 (3,723)
Angler Hrs		1,292 (1,025)	530 (316)	636 (364)	2,068 (1,543)	6,126 (2,665)	7,183 (2,356)	9,527 (3,474)	3,363 (2,074)	2,065 (945)	NS	NS	32,789 (14,762)
Angler Trips		321 (248)	102 (65)	154 (110)	458 (365)	1,073 (497)	1,372 (450)	1,608 (689)	624 (402)	371 (182)	NS	NS	6,083 (5,469)
Angler Days		309 (233)	102 (65)	133 (98)	458 (365)	1,073 (497)	1,372 (450)	1,608 (689)	624 (402)	371 (182)	NS	NS	6,050 (5,469)

Table B.179.–Quanicassee to Sebewaing (Site 278) for 2006. “NS” means not sampled.

Species	Harvest per hr	Jan	Feb	Mar	Apr	May	Jun	Jul	Aug	Sep	Oct	Nov	Season
Brown Trout	0.0000 (0.0000)	0 (0)	0 (0)	0 (0)	0 (0)	0 (0)	0 (0)	0 (0)	0 (0)	0 (0)	NS	NS	0 (0)
Channel Catfish	0.0281 (0.0438)	0 (0)	0 (0)	0 (0)	269 (523)	1,046 (1,845)	851 (1,543)	47 (72)	29 (37)	26 (36)	NS	NS	2,267 (2,399)
Chinook Salmon	0.0000 (0.0000)	0 (0)	0 (0)	0 (0)	0 (0)	0 (0)	0 (0)	0 (0)	0 (0)	0 (0)	NS	NS	0 (0)
Coho Salmon	0.0000 (0.0000)	0 (0)	0 (0)	0 (0)	0 (0)	0 (0)	0 (0)	0 (0)	0 (0)	0 (0)	NS	NS	0 (0)
Freshwater Drum	0.0034 (0.0218)	0 (0)	0 (0)	0 (0)	0 (0)	4 (7)	0 (0)	254 (529)	0 (0)	13 (27)	NS	NS	271 (530)
Lake Trout	0.0000 (0.0000)	0 (0)	0 (0)	0 (0)	0 (0)	0 (0)	0 (0)	0 (0)	0 (0)	0 (0)	NS	NS	0 (0)
Lake Whitefish	0.0000 (0.0000)	0 (0)	0 (0)	0 (0)	0 (0)	0 (0)	0 (0)	0 (0)	0 (0)	0 (0)	NS	NS	0 (0)
Largemouth Bass	0.0000 (0.0000)	0 (0)	0 (0)	0 (0)	0 (0)	0 (0)	0 (0)	0 (0)	0 (0)	0 (0)	NS	NS	0 (0)
Muskellunge	0.0000 (0.0000)	0 (0)	0 (0)	0 (0)	0 (0)	0 (0)	0 (0)	0 (0)	0 (0)	0 (0)	NS	NS	0 (0)
Northern Pike	0.0001 (0.0023)	0 (0)	0 (0)	0 (0)	0 (0)	7 (14)	0 (0)	0 (0)	0 (0)	0 (0)	NS	NS	7 (14)
Other	0.0003 (0.0070)	0 (0)	0 (0)	0 (0)	21 (42)	0 (0)	0 (0)	0 (0)	0 (0)	0 (0)	NS	NS	21 (33)
Pink Salmon	0.0000 (0.0000)	0 (0)	0 (0)	0 (0)	0 (0)	0 (0)	0 (0)	0 (0)	0 (0)	0 (0)	NS	NS	0 (0)
Pumpkinseed	0.0002 (0.0068)	0 (0)	0 (0)	0 (0)	0 (0)	0 (0)	1 (1)	0 (0)	0 (0)	15 (29)	NS	NS	15 (23)
Rainbow Trout	0.0000 (0.0000)	0 (0)	0 (0)	0 (0)	0 (0)	0 (0)	0 (0)	0 (0)	0 (0)	0 (0)	NS	NS	0 (0)
Rock Bass	0.0003 (0.0130)	0 (0)	0 (0)	0 (0)	22 (44)	0 (0)	0 (0)	0 (0)	0 (0)	1 (1)	NS	NS	23 (44)
Round whitefish	0.0000 (0.0000)	0 (0)	0 (0)	0 (0)	0 (0)	0 (0)	0 (0)	0 (0)	0 (0)	0 (0)	NS	NS	0 (0)
Smallmouth bass	0.0001 (0.0017)	0 (0)	0 (0)	0 (0)	0 (0)	0 (0)	10 (20)	0 (0)	0 (0)	0 (0)	NS	NS	10 (20)
Walleye	0.2048 (0.0785)	0 (0)	342 (325)	320 (498)	170 (213)	1,776 (1,850)	3,979 (1,730)	8,145 (3,412)	1,559 (710)	225 (154)	NS	NS	16,516 (4,340)
White bass	0.0001 (0.0027)	0 (0)	0 (0)	0 (0)	0 (0)	0 (0)	0 (0)	0 (0)	0 (0)	4 (8)	NS	NS	4 (8)
White perch	0.0023 (0.0122)	0 (0)	0 (0)	0 (0)	0 (0)	0 (0)	20 (40)	0 (0)	4 (8)	160 (271)	NS	NS	184 (273)
Yellow perch	0.2297 (0.1118)	0 (0)	2,354 (2,793)	11,879 (13,351)	915 (1,044)	27 (45)	48 (64)	35 (43)	251 (283)	3,009 (1,994)	NS	NS	18,518 (7,837)
Angler Hrs		2,721 (277)	7,710 (3,900)	14,483 (12,546)	4,873 (2,539)	7,141 (5,612)	12,214 (4,768)	20,776 (7,578)	7,555 (2,572)	3,161 (1,220)	NS	NS	80,634 (41,012)
Angler Trips		412 (85)	1,396 (825)	2,747 (2,461)	1,365 (770)	1,500 (1,243)	2,743 (1,165)	3,797 (1,428)	1,577 (599)	565 (245)	NS	NS	16,102 (23,942)
Angler Days		536 (170)	1,548 (881)	3,447 (3,053)	1,925 (1,071)	1,422 (1,189)	2,711 (1,113)	3,769 (1,421)	1,567 (598)	543 (233)	NS	NS	17,468 (23,817)

Table B.180.--Sebewaing to Sand Point (Site 288) for 2006. "NS" means not sampled.

Species	Harvest per hr	Jan	Feb	Mar	Apr	May	Jun	Jul	Aug	Sep	Oct	Nov	Season
Brown Trout	0.0000 (0.0000)	0 (0)	0 (0)	0 (0)	0 (0)	0 (0)	0 (0)	0 (0)	0 (0)	0 (0)	NS	NS	0 (0)
Channel Catfish	0.0404 (0.0677)	0 (0)	0 (0)	0 (0)	167 (245)	1,063 (1,524)	785 (681)	211 (185)	18 (36)	0 (0)	NS	NS	2,243 (1,698)
Chinook Salmon	0.0000 (0.0000)	0 (0)	0 (0)	0 (0)	0 (0)	0 (0)	0 (0)	0 (0)	0 (0)	0 (0)	NS	NS	0 (0)
Coho Salmon	0.0000 (0.0000)	0 (0)	0 (0)	0 (0)	0 (0)	0 (0)	0 (0)	0 (0)	0 (0)	0 (0)	NS	NS	0 (0)
Freshwater Drum	0.0007 (0.0034)	0 (0)	0 (0)	0 (0)	0 (0)	17 (34)	0 (0)	20 (28)	0 (0)	0 (0)	NS	NS	37 (44)
Lake Trout	0.0000 (0.0000)	0 (0)	0 (0)	0 (0)	0 (0)	0 (0)	0 (0)	0 (0)	0 (0)	0 (0)	NS	NS	0 (0)
Lake Whitefish	0.0000 (0.0000)	0 (0)	0 (0)	0 (0)	0 (0)	0 (0)	0 (0)	0 (0)	0 (0)	0 (0)	NS	NS	0 (0)
Largemouth Bass	0.0015 (0.0318)	0 (0)	0 (0)	0 (0)	0 (0)	86 (138)	0 (0)	0 (0)	0 (0)	0 (0)	NS	NS	86 (138)
Muskellunge	0.0000 (0.0000)	0 (0)	0 (0)	0 (0)	0 (0)	0 (0)	0 (0)	0 (0)	0 (0)	0 (0)	NS	NS	0 (0)
Northern Pike	0.0008 (0.0043)	32 (65)	0 (0)	0 (0)	0 (0)	0 (0)	10 (21)	0 (0)	0 (0)	0 (0)	NS	NS	43 (68)
Other	0.0000 (0.0000)	0 (0)	0 (0)	0 (0)	0 (0)	0 (0)	0 (0)	0 (0)	0 (0)	0 (0)	NS	NS	0 (0)
Pink Salmon	0.0000 (0.0000)	0 (0)	0 (0)	0 (0)	0 (0)	0 (0)	0 (0)	0 (0)	0 (0)	0 (0)	NS	NS	0 (0)
Pumpkinseed	0.0007 (0.0041)	16 (29)	21 (45)	0 (0)	1 (1)	0 (0)	0 (0)	0 (0)	0 (0)	0 (0)	NS	NS	38 (54)
Rainbow Trout	0.0000 (0.0000)	0 (0)	0 (0)	0 (0)	0 (0)	0 (0)	0 (0)	0 (0)	0 (0)	0 (0)	NS	NS	0 (0)
Rock Bass	0.0046 (0.0073)	32 (59)	0 (0)	56 (117)	3 (5)	67 (110)	42 (82)	0 (0)	54 (115)	0 (0)	NS	NS	254 (210)
Round whitefish	0.0000 (0.0000)	0 (0)	0 (0)	0 (0)	0 (0)	0 (0)	0 (0)	0 (0)	0 (0)	0 (0)	NS	NS	0 (0)
Smallmouth bass	0.0014 (0.0083)	0 (0)	0 (0)	0 (0)	0 (0)	69 (109)	0 (0)	10 (20)	0 (0)	0 (0)	NS	NS	79 (111)
Walleye	0.1203 (0.0867)	0 (0)	0 (0)	389 (655)	0 (0)	686 (900)	3,623 (1,436)	1,571 (929)	412 (500)	0 (0)	NS	NS	6,681 (2,101)
White bass	0.0009 (0.0051)	0 (0)	0 (0)	0 (0)	0 (0)	0 (0)	31 (45)	0 (0)	18 (36)	0 (0)	NS	NS	49 (58)
White perch	0.0028 (0.0497)	0 (0)	0 (0)	0 (0)	0 (0)	0 (0)	0 (0)	0 (0)	54 (115)	100 (176)	NS	NS	154 (210)
Yellow perch	0.6942 (0.2532)	18,192 (14,730)	13,868 (10,287)	2,711 (3,129)	36 (72)	69 (110)	37 (39)	10 (19)	3,434 (3,336)	212 (310)	NS	NS	38,569 (12,099)
Angler Hrs		13,457 (6,647)	8,533 (6,542)	5,924 (4,757)	922 (954)	5,077 (4,576)	8,309 (2,644)	8,934 (3,708)	3,393 (1,633)	1,005 (627)	NS	NS	55,554 (32,089)
Angler Trips		2,588 (1,377)	1,741 (1,262)	1,243 (1,035)	193 (244)	1,330 (1,257)	1,823 (595)	2,032 (872)	569 (318)	216 (150)	NS	NS	11,735 (22,091)
Angler Days		2,916 (1,533)	2,217 (1,637)	1,333 (1,102)	268 (329)	1,206 (1,148)	1,620 (533)	1,937 (835)	569 (318)	216 (150)	NS	NS	12,282 (21,884)

Table B.181.–Caseville (Site 290) for 2006. “NS” means not sampled; “–” means an estimate was incalculable.

Species	Harvest per hr	Jan	Feb	Mar	Apr	May	Jun	Jul	Aug	Sep	Oct	Nov	Season
Brown Trout	(0.0000)	0	0	0	0	0	0	0	0	0	NS	NS	0
	(0.0000)	(0)	(0)	(0)	(0)	(0)	(0)	(0)	(0)	(0)			(0)
Channel Catfish	0.0019	0	0	0	0	0	0	76	0	0	NS	NS	76
	(0.0172)	(0)	(0)	(0)	(0)	(0)	(0)	(106)	(0)	(0)			(106)
Chinook Salmon	0.0000	0	0	0	0	0	0	0	0	0	NS	NS	0
	(0.0000)	(0)	(0)	(0)	(0)	(0)	(0)	(0)	(0)	(0)			(0)
Coho Salmon	0.0000	0	0	0	0	0	0	0	0	0	NS	NS	0
	(0.0000)	(0)	(0)	(0)	(0)	(0)	(0)	(0)	(0)	(0)			(0)
Freshwater Drum	0.0000	0	0	0	0	0	0	0	0	0	NS	NS	0
	(0.0000)	(0)	(0)	(0)	(0)	(0)	(0)	(0)	(0)	(0)			(0)
Lake Trout	–	54	0	0	0	0	0	0	0	0	NS	NS	–
	(–)	(0)	(0)	(0)	(0)	(0)	(0)	(0)	(0)	(0)			(–)
Lake Whitefish	0.0005	0	0	0	19	0	0	0	0	0	NS	NS	19
	(0.0114)	(0)	(0)	(0)	(35)	(0)	(0)	(0)	(0)	(0)			(35)
Largemouth Bass	0.0000	0	0	0	0	0	0	0	0	0	NS	NS	0
	(0.0000)	(0)	(0)	(0)	(0)	(0)	(0)	(0)	(0)	(0)			(0)
Muskellunge	0.0000	0	0	0	0	0	0	0	0	0	NS	NS	0
	(0.0000)	(0)	(0)	(0)	(0)	(0)	(0)	(0)	(0)	(0)			(0)
Northern Pike	0.0046	9	78	0	0	0	0	0	0	95	NS	NS	182
	(0.0130)	(12)	(62)	(0)	(0)	(0)	(0)	(0)	(0)	(0)			(63)
Other	0.0000	0	0	0	0	0	0	0	0	0	NS	NS	0
	(0.0000)	(0)	(0)	(0)	(0)	(0)	(0)	(0)	(0)	(0)			(0)
Pink Salmon	0.0000	0	0	0	0	0	0	0	0	0	NS	NS	0
	(0.0000)	(0)	(0)	(0)	(0)	(0)	(0)	(0)	(0)	(0)			(0)
Pumpkinseed	0.0000	0	0	0	0	0	0	0	0	0	NS	NS	0
	(0.0000)	(0)	(0)	(0)	(0)	(0)	(0)	(0)	(0)	(0)			(0)
Rainbow Trout	0.0005	0	0	5	0	0	16	0	0	0	NS	NS	21
	(0.0061)	(0)	(0)	(11)	(0)	(0)	(29)	(0)	(0)	(0)			(31)
Rock Bass	0.0082	302	3	0	19	0	0	0	0	0	NS	NS	324
	(0.0822)	(610)	(6)	(0)	(38)	(0)	(0)	(0)	(0)	(0)			(612)
Round whitefish	0.0000	0	0	0	0	0	0	0	0	0	NS	NS	0
	(0.0000)	(0)	(0)	(0)	(0)	(0)	(0)	(0)	(0)	(0)			(0)
Smallmouth bass	0.0019	0	0	0	0	0	0	0	75	0	NS	NS	75
	(0.0154)	(0)	(0)	(0)	(0)	(0)	(0)	(0)	(88)	(0)			(88)
Walleye	0.0495	0	14	0	0	216	878	812	41	0	NS	NS	1,961
	(0.0433)	(0)	(28)	(1)	(0)	(371)	(617)	(667)	(60)	(0)			(950)
White bass	0.0000	0	0	2	0	0	0	0	0	0	NS	NS	2
	(0.0050)	(0)	(0)	(3)	(0)	(0)	(0)	(0)	(0)	(0)			(3)
White perch	0.0006	0	4	19	0	0	0	0	0	0	NS	NS	23
	(0.0046)	(0)	(7)	(37)	(0)	(0)	(0)	(0)	(0)	(0)			(25)
Yellow perch	0.8849	8,379	6,841	6,375	2,207	1,226	19	167	9,847	17	NS	NS	35,077
	(0.3105)	(4,816)	(2,886)	(5,928)	(1,147)	(1,675)	(40)	(346)	(7,671)	(33)			(9,625)
Angler Hrs		5,511	4,098	3,209	3,125	3,921	4,292	6,851	6,849	1,782	NS	NS	39,637
		(2,827)	(1,527)	(2,682)	(1,152)	(2,637)	(2,183)	(3,442)	(3,965)	(940)			(21,356)
Angler Trips		1,492	836	818	1,097	1,249	845	1,551	1,364	479	NS	NS	9,731
		(777)	(318)	(718)	(437)	(789)	(487)	(877)	(756)	(355)			(11,452)
Angler Days		1,252	749	627	700	924	740	1,383	1,342	470		NS	8,187
		(680)	(288)	(559)	(285)	(699)	(432)	(783)	(739)	(352)	NS		(11,195)

Table B.182.--Sand Point to Port Austin (site 236) for 2006. "NS" means not sampled.

Species	Harvest per hr	Jan	Feb	Mar	Apr	May	Jun	Jul	Aug	Sep	Oct	Nov	Season
Brown Trout	0.0000 (0.0000)	NS	0 (0)	0 (0)	0 (0)	0 (0)	0 (0)	0 (0)	0 (0)	0 (0)	NS	NS	0 (0)
Channel Catfish	0.0000 (0.0000)	NS	0 (0)	0 (0)	0 (0)	0 (0)	0 (0)	0 (0)	0 (0)	0 (0)	NS	NS	0 (0)
Chinook Salmon	0.0192 (0.0226)	NS	0 (0)	0 (0)	0 (0)	189 (353)	66 (107)	57 (72)	99 (103)	2 (5)	NS	NS	414 (390)
Coho Salmon	0.0000 (0.0000)	NS	0 (0)	0 (0)	0 (0)	0 (0)	0 (0)	0 (0)	0 (0)	0 (0)	NS	NS	0 (0)
Freshwater Drum	0.0000 (0.0000)	NS	0 (0)	0 (0)	0 (0)	0 (0)	0 (0)	0 (0)	0 (0)	0 (0)	NS	NS	0 (0)
Lake Trout	0.0813 (0.0552)	NS	0 (0)	0 (0)	0 (0)	425 (382)	113 (169)	410 (393)	806 (602)	0 (0)	NS	NS	1,753 (831)
Lake Whitefish	0.0000 (0.0000)	NS	0 (0)	0 (0)	0 (0)	0 (0)	0 (0)	0 (0)	0 (0)	0 (0)	NS	NS	0 (0)
Largemouth Bass	0.0000 (0.0000)	NS	0 (0)	0 (0)	0 (0)	0 (0)	0 (0)	0 (0)	0 (0)	0 (0)	NS	NS	0 (0)
Muskellunge	0.0000 (0.0000)	NS	0 (0)	0 (0)	0 (0)	0 (0)	0 (0)	0 (0)	0 (0)	0 (0)	NS	NS	0 (0)
Northern Pike	0.0000 (0.0000)	NS	0 (0)	0 (0)	0 (0)	0 (0)	0 (0)	0 (0)	0 (0)	0 (0)	NS	NS	0 (0)
Other	0.0000 (0.0000)	NS	0 (0)	0 (0)	0 (0)	0 (0)	0 (0)	0 (0)	0 (0)	0 (0)	NS	NS	0 (0)
Pink Salmon	0.0000 (0.0000)	NS	0 (0)	0 (0)	0 (0)	0 (0)	0 (0)	0 (0)	0 (0)	0 (0)	NS	NS	0 (0)
Pumpkinseed	0.0000 (0.0000)	NS	0 (0)	0 (0)	0 (0)	0 (0)	0 (0)	0 (0)	0 (0)	0 (0)	NS	NS	0 (0)
Rainbow Trout	0.0013 (0.0101)	NS	0 (0)	0 (0)	0 (0)	0 (0)	0 (0)	0 (0)	28 (56)	0 (0)	NS	NS	28 (56)
Rock Bass	0.0000 (0.0000)	NS	0 (0)	0 (0)	0 (0)	0 (0)	0 (0)	0 (0)	0 (0)	0 (0)	NS	NS	0 (0)
Round whitefish	0.0013 (0.0103)	NS	0 (0)	0 (0)	0 (0)	0 (0)	0 (0)	0 (0)	28 (57)	0 (0)	NS	NS	28 (57)
Smallmouth bass	0.0045 (0.0084)	NS	0 (0)	0 (0)	3 (6)	0 (0)	0 (0)	21 (44)	42 (64)	30 (66)	NS	NS	97 (102)
Walleye	0.0107 (0.0224)	NS	0 (0)	0 (0)	0 (0)	0 (0)	0 (0)	148 (191)	83 (94)	0 (0)	NS	NS	230 (213)
White bass	0.0000 (0.0000)	NS	0 (0)	0 (0)	0 (0)	0 (0)	0 (0)	0 (0)	0 (0)	0 (0)	NS	NS	0 (0)
White perch	0.0000 (0.0000)	NS	0 (0)	0 (0)	0 (0)	0 (0)	0 (0)	0 (0)	0 (0)	0 (0)	NS	NS	0 (0)
Yellow perch	0.0142 (0.2381)	NS	0 (0)	0 (0)	0 (0)	0 (0)	0 (0)	0 (0)	2 (2)	304 (549)	NS	NS	306 (549)
Angler Hrs		NS	0 (0)	0 (0)	889 (671)	5,191 (4,315)	2,874 (1,595)	4,446 (1,934)	5,716 (3,020)	2,439 (1,208)	NS	NS	21,555 (12,743)
Angler Trips		NS	0 (0)	0 (0)	386 (307)	1,775 (1,506)	752 (592)	1,100 (539)	1,497 (838)	769 (424)	NS	NS	6,279 (4,569)
Angler Days		NS	0 (0)	0 (0)	372 (292)	1,775 (1,506)	752 (592)	1,056 (533)	1,380 (781)	701 (412)	NS	NS	6,036 (4,493)

Table B.183.--Saginaw Bay all sites combined for 2007. "NS" means not sampled.

Species	Harvest per hr	Jan	Feb	Mar	Apr	May	Jun	Jul	Aug	Sep	Oct	Nov	Season
Brown Trout	0.0000 (0.0001)	0 (0)	12 (0)	0 (0)	1 (3)	8 (16)	34 (67)	0 (0)	0 (0)	5 (10)	0 (0)	NS	60 (74)
Channel Catfish	0.0079 (0.0042)	0 (0)	7 (13)	20 (29)	336 (425)	844 (677)	5,397 (4,862)	790 (619)	807 (594)	1,788 (1,724)	62 (89)	NS	10,052 (5,291)
Chinook Salmon	0.0002 (0.0001)	0 (0)	0 (0)	0 (0)	0 (0)	42 (90)	31 (55)	36 (73)	32 (47)	79 (76)	12 (14)	NS	231 (157)
Coho Salmon	0.0003 (0.0004)	0 (0)	0 (0)	0 (0)	47 (82)	98 (24)	219 (438)	0 (0)	0 (0)	0 (0)	0 (0)	NS	364 (446)
Freshwater Drum	0.0005 (0.0003)	0 (0)	0 (0)	1 (3)	0 (0)	17 (0)	308 (265)	224 (286)	79 (129)	35 (42)	0 (0)	NS	664 (414)
Lake Trout	0.0023 (0.0018)	0 (0)	2 (4)	0 (0)	0 (0)	168 (164)	703 (559)	85 (98)	502 (408)	1,420 (2,127)	0 (0)	NS	2,880 (2,245)
Lake Whitefish	0.0002 (0.0001)	13 (25)	65 (123)	38 (44)	54 (84)	0 (0)	0 (0)	36 (71)	0 (0)	0 (0)	0 (0)	NS	206 (173)
Largemouth Bass	0.0001 (0.0001)	0 (0)	0 (0)	0 (0)	0 (0)	70 (137)	0 (0)	48 (96)	0 (0)	0 (0)	0 (0)	NS	117 (167)
Muskellunge	0.0000 (0.0000)	0 (0)	0 (0)	0 (0)	0 (0)	0 (0)	0 (0)	0 (0)	0 (0)	0 (0)	0 (0)	NS	0 (0)
Northern Pike	0.0009 (0.0005)	353 (504)	523 (298)	4 (5)	24 (29)	75 (68)	92 (87)	52 (63)	19 (39)	53 (63)	7 (10)	NS	1,202 (605)
Other	0.0001 (0.0001)	0 (0)	0 (0)	19 (30)	0 (0)	0 (0)	112 (166)	0 (0)	24 (43)	0 (0)	0 (0)	NS	156 (174)
Pink Salmon	0.0000 (0.0000)	0 (0)	0 (0)	0 (0)	0 (0)	0 (0)	0 (0)	0 (0)	0 (0)	0 (0)	0 (0)	NS	0 (0)
Pumpkinseed	0.0000 (0.0000)	8 (12)	0 (0)	0 (0)	0 (0)	6 (12)	0 (0)	0 (0)	13 (23)	19 (38)	2 (0)	NS	48 (48)
Rainbow Trout	0.0003 (0.0001)	0 (0)	8 (18)	245 (11)	88 (130)	0 (0)	0 (0)	0 (0)	0 (0)	16 (25)	0 (0)	NS	357 (134)
Rock Bass	0.0002 (0.0001)	0 (0)	0 (0)	103 (124)	0 (0)	49 (72)	30 (61)	42 (62)	6 (11)	0 (0)	0 (0)	NS	232 (168)
Round whitefish	0.0002 (0.0002)	101 (168)	104 (135)	64 (102)	0 (0)	0 (0)	0 (0)	0 (0)	0 (0)	0 (0)	0 (0)	NS	270 (238)
Smallmouth bass	0.0004 (0.0003)	0 (0)	0 (0)	0 (0)	0 (0)	67 (97)	74 (142)	185 (222)	128 (252)	110 (168)	0 (0)	NS	563 (413)
Walleye	0.2422 (0.0302)	1,998 (1,075)	32,818 (10,555)	8,837 (4,252)	7,942 (2,160)	57,977 (15,784)	121,659 (20,287)	56,540 (15,261)	18,621 (5,485)	1,212 (660)	15 (15)	NS	307,619 (32,548)
White bass	0.0001 (0.0001)	0 (0)	22 (40)	0 (0)	0 (0)	92 (104)	0 (0)	0 (0)	0 (0)	0 (0)	0 (0)	NS	114 (111)
White perch	0.0023 (0.0034)	2 (4)	2,162 (4,306)	44 (87)	0 (0)	17 (22)	0 (0)	307 (490)	146 (225)	202 (203)	0 (0)	NS	2,880 (4,345)
Yellow perch	0.1908 (0.0346)	73,593 (26,930)	21,567 (11,937)	32,384 (15,796)	14,090 (6,632)	911 (786)	966 (695)	1,098 (837)	31,289 (12,449)	42,204 (13,609)	24,261 (13,029)	NS	242,363 (40,902)
Angler Hrs		102,391 (22,992)	220,298 (35,033)	90,368 (18,677)	61,032 (12,420)	131,854 (28,154)	252,072 (35,932)	183,593 (42,381)	120,841 (20,528)	73,922 (19,307)	33,619 (11,156)	NS	1,269,990 (84,009)
Angler Trips		26,765 (4,957)	43,404 (6,977)	22,519 (3,469)	14,066 (2,946)	27,678 (5,595)	49,270 (6,998)	30,314 (7,116)	22,989 (3,956)	15,103 (3,627)	6,805 (2,092)	NS	258,913 (18,349)
Angler Days		26,298 (4,202)	40,066 (5,826)	22,836 (3,140)	13,736 (2,551)	26,660 (5,515)	48,035 (6,919)	29,543 (6,982)	22,688 (3,940)	14,531 (3,551)	6,284 (2,064)	NS	250,677 (15,719)

Table B.184.--Tawas (Site 250) for 2007. "NS" means not sampled.

Species	Harvest per hr	Jan	Feb	Mar	Apr	May	Jun	Jul	Aug	Sep	Oct	Nov	Season
Brown Trout	0.0003 (0.0035)	0 (0)	0 (0)	0 (0)	1 (3)	8 (16)	0 (0)	0 (0)	0 (0)	5 (10)	0 (0)	NS	14 (19)
Channel Catfish	0.0033 (0.0208)	0 (0)	0 (0)	0 (0)	0 (0)	8 (16)	0 (0)	133 (228)	16 (32)	16 (23)	3 (7)	NS	175 (232)
Chinook Salmon	0.0012 (0.0124)	0 (0)	0 (0)	0 (0)	0 (0)	0 (0)	0 (0)	0 (0)	0 (0)	63 (107)	3 (5)	NS	66 (70)
Coho Salmon	0.0011 (0.0203)	0 (0)	0 (0)	0 (0)	41 (82)	17 (24)	0 (0)	0 (0)	0 (0)	0 (0)	0 (0)	NS	58 (85)
Freshwater Drum	0.0007 (0.0050)	0 (0)	0 (0)	0 (0)	0 (0)	0 (0)	0 (0)	12 (24)	16 (32)	9 (14)	0 (0)	NS	37 (43)
Lake Trout	0.0000 (0.0000)	0 (0)	0 (0)	0 (0)	0 (0)	0 (0)	0 (0)	0 (0)	0 (0)	0 (0)	0 (0)	NS	0 (0)
Lake Whitefish	0.0007 (0.0033)	13 (25)	4 (9)	18 (38)	0 (0)	0 (0)	0 (0)	0 (0)	0 (0)	0 (0)	0 (0)	NS	35 (47)
Largemouth Bass	0.0000 (0.0000)	0 (0)	0 (0)	0 (0)	0 (0)	0 (0)	0 (0)	0 (0)	0 (0)	0 (0)	0 (0)	NS	0 (0)
Muskellunge	0.0000 (0.0000)	0 (0)	0 (0)	0 (0)	0 (0)	0 (0)	0 (0)	0 (0)	0 (0)	0 (0)	0 (0)	NS	0 (0)
Northern Pike	0.0024 (0.0083)	0 (0)	94 (87)	0 (0)	8 (16)	0 (0)	0 (0)	0 (0)	0 (0)	17 (35)	7 (10)	NS	126 (95)
Other	0.0004 (0.0184)	0 (0)	0 (0)	19 (40)	0 (0)	0 (0)	0 (0)	0 (0)	3 (8)	0 (0)	0 (0)	NS	23 (31)
Pink Salmon	0.0000 (0.0000)	0 (0)	0 (0)	0 (0)	0 (0)	0 (0)	0 (0)	0 (0)	0 (0)	0 (0)	0 (0)	NS	0 (0)
Pumpkinseed	0.0002 (0.0330)	0 (0)	0 (0)	0 (0)	0 (0)	0 (0)	0 (0)	0 (0)	13 (23)	0 (0)	0 (0)	NS	13 (23)
Rainbow Trout	0.0064 (0.0215)	0 (0)	0 (0)	245 (11)	88 (145)	0 (0)	0 (0)	0 (0)	0 (0)	5 (10)	0 (0)	NS	338 (131)
Rock Bass	0.0005 (0.0294)	0 (0)	0 (0)	0 (0)	0 (0)	0 (0)	0 (0)	18 (36)	6 (11)	0 (0)	0 (0)	NS	24 (38)
Round whitefish	0.0031 (0.0119)	101 (168)	43 (74)	18 (37)	0 (0)	0 (0)	0 (0)	0 (0)	0 (0)	0 (0)	0 (0)	NS	162 (180)
Smallmouth bass	0.0014 (0.0309)	0 (0)	0 (0)	0 (0)	0 (0)	0 (0)	74 (142)	0 (0)	0 (0)	0 (0)	0 (0)	NS	74 (142)
Walleye	0.0418 (0.0218)	129 (197)	33 (39)	204 (321)	222 (363)	324 (329)	520 (542)	397 (330)	247 (171)	133 (122)	10 (13)	NS	2,219 (867)
White bass	0.0000 (0.0000)	0 (0)	0 (0)	0 (0)	0 (0)	0 (0)	0 (0)	0 (0)	0 (0)	0 (0)	0 (0)	NS	0 (0)
White perch	0.0000 (0.0000)	0 (0)	0 (0)	0 (0)	0 (0)	0 (0)	0 (0)	0 (0)	0 (0)	0 (0)	0 (0)	NS	0 (0)
Yellow perch	0.3732 (0.3846)	1,048 (1,418)	3,475 (2,386)	8,410 (12,475)	1,303 (965)	759 (777)	187 (220)	0 (0)	851 (990)	1,698 (3,031)	2,091 (1,757)	NS	19,823 (12,793)
Angler Hrs		2,372 (2,937)	7,558 (2,655)	8,286 (5,067)	6,571 (4,915)	5,309 (2,205)	5,368 (2,063)	4,787 (1,613)	3,866 (1,252)	4,671 (2,505)	4,324 (2,209)	NS	53,110 (27,421)
Angler Trips		731 (909)	1,256 (524)	1,830 (1,222)	1,424 (1,134)	1,481 (671)	1,379 (570)	1,194 (443)	921 (393)	1,415 (983)	1,257 (757)	NS	12,888 (19,390)
Angler Days		797 (984)	1,491 (607)	2,240 (1,386)	1,533 (1,190)	1,323 (625)	1,286 (550)	1,155 (431)	853 (371)	1,265 (900)	875 (525)	NS	12,818 (18,976)

Table B.185.—Au Gres (Site 255) for 2007. “NS” means not sampled.

Species	Harvest per hr	Jan	Feb	Mar	Apr	May	Jun	Jul	Aug	Sep	Oct	Nov	Season
Brown Trout	0.0003 (0.0010)	0 (0)	0 (0)	0 (0)	0 (0)	0 (0)	34 (67)	0 (0)	0 (0)	0 (0)	0 (0)	NS	34 (67)
Channel Catfish	0.0073 (0.0077)	0 (0)	0 (0)	0 (0)	0 (0)	105 (135)	1,094 (1,512)	370 (489)	485 (486)	51 (54)	41 (82)	NS	2,145 (1,628)
Chinook Salmon	0.0001 (0.0016)	0 (0)	0 (0)	0 (0)	0 (0)	0 (0)	1 (0)	0 (0)	0 (0)	16 (32)	0 (0)	NS	17 (32)
Coho Salmon	0.0007 (0.0066)	0 (0)	0 (0)	0 (0)	0 (0)	0 (0)	219 (438)	0 (0)	0 (0)	0 (0)	0 (0)	NS	219 (438)
Freshwater Drum	0.0006 (0.0014)	0 (0)	0 (0)	0 (0)	0 (0)	0 (0)	78 (111)	0 (0)	63 (125)	26 (48)	0 (0)	NS	167 (172)
Lake Trout	0.0000 (0.0000)	0 (0)	0 (0)	0 (0)	0 (0)	0 (0)	0 (0)	0 (0)	0 (0)	0 (0)	0 (0)	NS	0 (0)
Lake Whitefish	0.0000 (0.0000)	0 (0)	0 (0)	0 (0)	0 (0)	0 (0)	0 (0)	0 (0)	0 (0)	0 (0)	0 (0)	NS	0 (0)
Largemouth Bass	0.0000 (0.0000)	0 (0)	0 (0)	0 (0)	0 (0)	0 (0)	0 (0)	0 (0)	0 (0)	0 (0)	0 (0)	NS	0 (0)
Muskellunge	0.0000 (0.0000)	0 (0)	0 (0)	0 (0)	0 (0)	0 (0)	0 (0)	0 (0)	0 (0)	0 (0)	0 (0)	NS	0 (0)
Northern Pike	0.0002 (0.0006)	0 (0)	0 (0)	0 (0)	16 (24)	0 (0)	0 (0)	33 (49)	19 (39)	0 (0)	0 (0)	NS	69 (67)
Other	0.0001 (0.0012)	0 (0)	0 (0)	0 (0)	0 (0)	0 (0)	0 (0)	0 (0)	21 (42)	0 (0)	0 (0)	NS	21 (42)
Pink Salmon	0.0000 (0.0000)	0 (0)	0 (0)	0 (0)	0 (0)	0 (0)	0 (0)	0 (0)	0 (0)	0 (0)	0 (0)	NS	0 (0)
Pumpkinseed	0.0001 (0.0020)	0 (0)	0 (0)	0 (0)	0 (0)	0 (0)	0 (0)	0 (0)	0 (0)	19 (38)	0 (0)	NS	19 (38)
Rainbow Trout	0.0000 (0.0000)	0 (0)	0 (0)	0 (0)	0 (0)	0 (0)	0 (0)	0 (0)	0 (0)	0 (0)	0 (0)	NS	0 (0)
Rock Bass	0.0000 (0.0000)	0 (0)	0 (0)	0 (0)	0 (0)	0 (0)	0 (0)	0 (0)	0 (0)	0 (0)	0 (0)	NS	0 (0)
Round whitefish	0.0000 (0.0000)	0 (0)	0 (0)	0 (0)	0 (0)	0 (0)	0 (0)	0 (0)	0 (0)	0 (0)	0 (0)	NS	0 (0)
Smallmouth bass	0.0005 (0.0043)	0 (0)	0 (0)	0 (0)	0 (0)	24 (49)	0 (0)	0 (0)	0 (0)	110 (204)	0 (0)	NS	134 (175)
Walleye	0.2502 (0.0676)	59 (120)	547 (790)	331 (391)	2,499 (2,012)	7,577 (3,724)	35,832 (10,968)	23,949 (9,542)	2,593 (1,206)	193 (173)	0 (0)	NS	73,581 (15,151)
White bass	0.0000 (0.0000)	0 (0)	0 (0)	0 (0)	0 (0)	0 (0)	0 (0)	0 (0)	0 (0)	0 (0)	0 (0)	NS	0 (0)
White perch	0.0007 (0.0047)	0 (0)	0 (0)	0 (0)	0 (0)	0 (0)	0 (0)	0 (0)	105 (208)	111 (139)	0 (0)	NS	215 (251)
Yellow perch	0.2932 (0.1084)	49,737 (37,409)	1,221 (2,419)	797 (862)	8,058 (6,585)	67 (83)	317 (298)	380 (385)	9,426 (4,595)	14,248 (5,740)	1,978 (2,344)	NS	86,229 (26,969)
Angler Hrs		31,648 (18,445)	18,189 (9,893)	8,911 (4,706)	17,501 (8,280)	22,719 (10,517)	67,581 (19,694)	65,785 (25,405)	34,625 (11,252)	19,825 (7,245)	7,319 (5,102)	NS	294,102 (120,538)
Angler Trips		7,600 (4,588)	4,522 (2,684)	3,423 (966)	4,529 (2,280)	4,471 (2,186)	12,946 (3,937)	11,697 (4,594)	6,660 (2,256)	3,748 (1,430)	1,615 (1,065)	NS	61,211 (56,792)
Angler Days		7,069 (4,313)	3,793 (2,318)	3,140 (861)	3,863 (1,973)	4,313 (2,098)	12,441 (3,792)	11,384 (4,484)	6,611 (2,237)	3,665 (1,399)	1,538 (1,064)	NS	57,817 (56,399)

Table B.186.--Saganing Creek to mouth of Saginaw River (Site 260) for 2007. "NS" means not sampled.

Species	Harvest per hr	Jan	Feb	Mar	Apr	May	Jun	Jul	Aug	Sep	Oct	Nov	Season
Brown Trout	0.0000 (0.0000)	0 (0)	0 (0)	0 (0)	0 (0)	0 (0)	0 (0)	0 (0)	0 (0)	0 (0)	0 (0)	NS	0 (0)
Channel Catfish	0.0079 (0.0245)	0 (0)	0 (0)	20 (29)	110 (220)	0 (0)	2,160 (4,404)	95 (186)	0 (0)	1,188 (1,579)	0 (0)	NS	3,573 (4,687)
Chinook Salmon	0.0000 (0.0000)	0 (0)	0 (0)	0 (0)	0 (0)	0 (0)	0 (0)	0 (0)	0 (0)	0 (0)	0 (0)	NS	0 (0)
Coho Salmon	0.0000 (0.0000)	0 (0)	0 (0)	0 (0)	0 (0)	0 (0)	0 (0)	0 (0)	0 (0)	0 (0)	0 (0)	NS	0 (0)
Freshwater Drum	0.0002 (0.0030)	0 (0)	0 (0)	0 (0)	0 (0)	0 (0)	0 (0)	95 (186)	0 (0)	0 (0)	0 (0)	NS	95 (186)
Lake Trout	0.0000 (0.0000)	0 (0)	0 (0)	0 (0)	0 (0)	0 (0)	0 (0)	0 (0)	0 (0)	0 (0)	0 (0)	NS	0 (0)
Lake Whitefish	0.0001 (0.0016)	0 (0)	61 (123)	0 (0)	0 (0)	0 (0)	0 (0)	0 (0)	0 (0)	0 (0)	0 (0)	NS	61 (123)
Largemouth Bass	0.0001 (0.0015)	0 (0)	0 (0)	0 (0)	0 (0)	0 (0)	0 (0)	48 (96)	0 (0)	0 (0)	0 (0)	NS	48 (96)
Muskellunge	0.0000 (0.0000)	0 (0)	0 (0)	0 (0)	0 (0)	0 (0)	0 (0)	0 (0)	0 (0)	0 (0)	0 (0)	NS	0 (0)
Northern Pike	0.0001 (0.0014)	0 (0)	0 (0)	0 (0)	0 (0)	0 (0)	0 (0)	0 (0)	0 (0)	23 (46)	0 (0)	NS	23 (46)
Other	0.0002 (0.0018)	0 (0)	0 (0)	0 (0)	0 (0)	0 (0)	72 (145)	0 (0)	0 (0)	0 (0)	0 (0)	NS	72 (145)
Pink Salmon	0.0000 (0.0000)	0 (0)	0 (0)	0 (0)	0 (0)	0 (0)	0 (0)	0 (0)	0 (0)	0 (0)	0 (0)	NS	0 (0)
Pumpkinseed	0.0000 (0.0000)	0 (0)	0 (0)	0 (0)	0 (0)	0 (0)	0 (0)	0 (0)	0 (0)	0 (0)	0 (0)	NS	0 (0)
Rainbow Trout	0.0000 (0.0000)	0 (0)	0 (0)	0 (0)	0 (0)	0 (0)	0 (0)	0 (0)	0 (0)	0 (0)	0 (0)	NS	0 (0)
Rock Bass	0.0000 (0.0000)	0 (0)	0 (0)	0 (0)	0 (0)	0 (0)	0 (0)	0 (0)	0 (0)	0 (0)	0 (0)	NS	0 (0)
Round whitefish	0.0002 (0.0015)	0 (0)	61 (124)	46 (95)	0 (0)	0 (0)	0 (0)	0 (0)	0 (0)	0 (0)	0 (0)	NS	108 (156)
Smallmouth bass	0.0002 (0.0030)	0 (0)	0 (0)	0 (0)	0 (0)	0 (0)	0 (0)	95 (192)	0 (0)	0 (0)	0 (0)	NS	95 (192)
Walleye	0.2764 (0.0736)	173 (282)	23,740 (11,499)	1,927 (2,008)	1,824 (1,417)	31,186 (14,039)	41,715 (12,618)	17,164 (11,260)	7,300 (4,383)	388 (514)	0 (0)	NS	125,417 (24,554)
White bass	0.0000 (0.0000)	0 (0)	0 (0)	0 (0)	0 (0)	0 (0)	0 (0)	0 (0)	0 (0)	0 (0)	0 (0)	NS	0 (0)
White perch	0.0056 (0.0242)	0 (0)	2,162 (4,306)	44 (87)	0 (0)	0 (0)	0 (0)	238 (480)	0 (0)	91 (148)	0 (0)	NS	2,536 (4,336)
Yellow perch	0.1668 (0.0674)	2,339 (3,142)	11,375 (12,552)	2,528 (4,134)	1,751 (4,243)	0 (0)	278 (564)	476 (693)	15,095 (11,130)	22,161 (11,799)	19,656 (12,771)	NS	75,660 (24,097)
Angler Hrs		17,224 (10,457)	86,750 (31,129)	30,513 (20,131)	14,000 (9,650)	60,010 (24,317)	80,189 (20,983)	64,904 (32,430)	46,812 (16,207)	34,487 (17,554)	18,789 (10,181)	NS	453,679 (193,040)
Angler Trips		5,977 (3,696)	18,944 (7,050)	6,514 (4,233)	2,758 (1,943)	10,874 (4,542)	14,057 (3,841)	7,538 (5,009)	8,317 (2,978)	6,097 (3,146)	3,215 (1,738)	NS	84,291 (92,620)
Angler Days		4,339 (2,851)	15,455 (5,857)	5,790 (3,842)	2,758 (1,943)	10,874 (4,542)	14,057 (3,841)	7,423 (4,935)	8,317 (2,978)	5,995 (3,086)	3,215 (1,738)	NS	78,223 (92,487)

Table B.187.—Saginaw River — mouth to confluence with Tittabawassee River (Site 355) for 2007. “NS” means not sampled.

Species	Harvest per hr	Jan	Feb	Mar	Apr	May	Jun	Jul	Aug	Sep	Oct	Nov	Dec	Season
Black crappie	0.0000 (0.0000)	0 (0)	0 (0)	0 (0)	NS	NS	NS	NS	NS	NS	NS	NS	NS	0 (0)
Bluegill	0.0000 (0.0000)	0 (0)	0 (0)	0 (0)	NS	NS	NS	NS	NS	NS	NS	NS	NS	0 (0)
Channel Catfish	0.0000 (0.0000)	0 (0)	0 (0)	0 (0)	NS	NS	NS	NS	NS	NS	NS	NS	NS	0 (0)
Common white sucker	0.0000 (0.0000)	0 (0)	0 (0)	0 (0)	NS	NS	NS	NS	NS	NS	NS	NS	NS	0 (0)
Freshwater Drum	0.0000 (0.0000)	0 (0)	0 (0)	0 (0)	NS	NS	NS	NS	NS	NS	NS	NS	NS	0 (0)
Lake Trout	0.0000 (0.0000)	0 (0)	0 (0)	0 (0)	NS	NS	NS	NS	NS	NS	NS	NS	NS	0 (0)
Lake Whitefish	0.0000 (0.0000)	0 (0)	0 (0)	0 (0)	NS	NS	NS	NS	NS	NS	NS	NS	NS	0 (0)
Largemouth Bass	0.0000 (0.0000)	0 (0)	0 (0)	0 (0)	NS	NS	NS	NS	NS	NS	NS	NS	NS	0 (0)
Northern Pike	0.0000 (0.0000)	0 (0)	0 (0)	0 (0)	NS	NS	NS	NS	NS	NS	NS	NS	NS	0 (0)
Other	0.0000 (0.0000)	0 (0)	0 (0)	0 (0)	NS	NS	NS	NS	NS	NS	NS	NS	NS	0 (0)
Pumpkinseed	0.0000 (0.0000)	0 (0)	0 (0)	0 (0)	NS	NS	NS	NS	NS	NS	NS	NS	NS	0 (0)
Rainbow Trout	0.0000 (0.0000)	0 (0)	0 (0)	0 (0)	NS	NS	NS	NS	NS	NS	NS	NS	NS	0 (0)
Rock Bass	0.0000 (0.0000)	0 (0)	0 (0)	0 (0)	NS	NS	NS	NS	NS	NS	NS	NS	NS	0 (0)
Smallmouth bass	0.0000 (0.0000)	0 (0)	0 (0)	0 (0)	NS	NS	NS	NS	NS	NS	NS	NS	NS	0 (0)
Walleye	0.1118 (0.0489)	972 (822)	6,590 (3,578)	6,314 (4,008)	NS	NS	NS	NS	NS	NS	NS	NS	NS	13,875 (5,435)
White bass	0.0000 (0.0000)	0 (0)	0 (0)	0 (0)	NS	NS	NS	NS	NS	NS	NS	NS	NS	0 (0)
White perch	0.0000 (0.0000)	0 (0)	0 (0)	0 (0)	NS	NS	NS	NS	NS	NS	NS	NS	NS	0 (0)
Yellow perch	0.0935 (0.0630)	10,794 (7,420)	812 (1,016)	0 (0)	NS	NS	NS	NS	NS	NS	NS	NS	NS	11,606 (7,489)
Angler Hrs		24,254 (13,805)	81,218 (17,043)	18,650 (9,884)	NS	NS	NS	NS	NS	NS	NS	NS	NS	124,123 (24,057)
Angler Trips		6,365 (3,437)	13,185 (4,413)	4,895 (2,479)	NS	NS	NS	NS	NS	NS	NS	NS	NS	24,445 (6,118)
Angler Days		6,365 (3,437)	13,185 (4,413)	4,895 (2,479)	NS	NS	NS	NS	NS	NS	NS	NS	NS	24,445 (6,118)

Table B.188.—Tittabawassee River — Dow Dam to confluence with the Saginaw River (Site 401) for 2007. “NS” means not sampled; “-” means an estimate was incalculable.

Species	Harvest per hr	Jan	Feb	Mar	Apr	May	Jun	Jul	Aug	Sep	Oct	Nov	Dec	Season
Black crappie	0.0000 (0.0000)	NS	NS	0 (0)	0 (0)	0 (0)	NS	NS	NS	NS	NS	NS	NS	0 (0)
Bluegill	0.0000 (0.0000)	NS	NS	0 (0)	0 (0)	0 (0)	NS	NS	NS	NS	NS	NS	NS	0 (0)
Channel Catfish	0.0005 (0.0010)	NS	NS	0 (0)	0 (0)	11 (22)	NS	NS	NS	NS	NS	NS	NS	11 (22)
Common white sucker	0.0000 (0.0000)	NS	NS	0 (0)	0 (0)	0 (0)	NS	NS	NS	NS	NS	NS	NS	0 (0)
Freshwater Drum	0.0000 (0.0000)	NS	NS	0 (0)	0 (0)	0 (0)	NS	NS	NS	NS	NS	NS	NS	0 (0)
Northern Pike	0.0000 (0.0000)	NS	NS	0 (0)	0 (0)	0 (0)	NS	NS	NS	NS	NS	NS	NS	0 (0)
Other	0.0000 (0.0000)	NS	NS	0 (0)	0 (0)	0 (0)	NS	NS	NS	NS	NS	NS	NS	0 (0)
Pumpkinseed	0.0000 (0.0000)	NS	NS	0 (0)	0 (0)	0 (0)	NS	NS	NS	NS	NS	NS	NS	0 (0)
Rainbow Trout	0.0000 (0.0000)	NS	NS	0 (0)	0 (0)	0 (0)	NS	NS	NS	NS	NS	NS	NS	0 (0)
Rock Bass	0.0015 (0.0029)	NS	NS	0 (0)	0 (0)	32 (63)	NS	NS	NS	NS	NS	NS	NS	32 (63)
Smallmouth bass	0.0019 (0.0038)	NS	NS	0 (0)	0 (0)	43 (84)	NS	NS	NS	NS	NS	NS	NS	43 (84)
Walleye	0.2148 (0.0533)	NS	NS	29 (34)	2,836 (-)	1,860 (1,074)	NS	NS	NS	NS	NS	NS	NS	4,725 (1,075)
White bass	0.0026 (0.0035)	NS	NS	0 (0)	0 (0)	57 (77)	NS	NS	NS	NS	NS	NS	NS	57 (77)
White perch	0.0003 (0.0007)	NS	NS	0 (0)	0 (0)	7 (15)	NS	NS	NS	NS	NS	NS	NS	7 (15)
Yellow perch	0.0000 (0.0000)	NS	NS	0 (0)	0 (0)	0 (0)	NS	NS	NS	NS	NS	NS	NS	0 (0)
Angler Hrs		NS	NS	1,454 (74)	12,030 (-)	8,509 (2,183)	NS	NS	NS	NS	NS	NS	NS	21,993 (2,184)
Angler Trips		NS	NS	362 (61)	2,057 (-)	2,050 (551)	NS	NS	NS	NS	NS	NS	NS	4,469 (555)
Angler Days		NS	NS	362 (61)	1,687 (-)	1,852 (568)	NS	NS	NS	NS	NS	NS	NS	3,901 (571)

Table B.189.—Essexville to mouth of Saginaw River (Site 356) for 2007. “NS” means not sampled.

Species	Harvest per hr	Jan	Feb	Mar	Apr	May	Jun	Jul	Aug	Sep	Oct	Nov	Season
Brown Trout	0.0000 (0.0000)	0 (0)	0 (0)	0 (0)	0 (0)	0 (0)	0 (0)	0 (0)	0 (0)	0 (0)	0 (0)	NS	0 (0)
Channel Catfish	0.0284 (0.0286)	0 (0)	7 (13)	0 (0)	0 (0)	291 (505)	700 (836)	0 (0)	247 (353)	469 (682)	18 (34)	NS	1,731 (1,243)
Chinook Salmon	0.0000 (0.0000)	0 (0)	0 (0)	0 (0)	0 (0)	0 (0)	0 (0)	0 (0)	0 (0)	0 (0)	0 (0)	NS	0 (0)
Coho Salmon	0.0000 (0.0000)	0 (0)	0 (0)	0 (0)	0 (0)	0 (0)	0 (0)	0 (0)	0 (0)	0 (0)	0 (0)	NS	0 (0)
Freshwater Drum	0.0000 (0.0028)	0 (0)	0 (0)	1 (3)	0 (0)	0 (0)	0 (0)	0 (0)	0 (0)	0 (0)	0 (0)	NS	1 (3)
Lake Trout	0.0000 (0.0000)	0 (0)	0 (0)	0 (0)	0 (0)	0 (0)	0 (0)	0 (0)	0 (0)	0 (0)	0 (0)	NS	0 (0)
Lake Whitefish	0.0000 (0.0000)	0 (0)	0 (0)	0 (0)	0 (0)	0 (0)	0 (0)	0 (0)	0 (0)	0 (0)	0 (0)	NS	0 (0)
Largemouth Bass	0.0000 (0.0000)	0 (0)	0 (0)	0 (0)	0 (0)	0 (0)	0 (0)	0 (0)	0 (0)	0 (0)	0 (0)	NS	0 (0)
Muskellunge	0.0000 (0.0000)	0 (0)	0 (0)	0 (0)	0 (0)	0 (0)	0 (0)	0 (0)	0 (0)	0 (0)	0 (0)	NS	0 (0)
Northern Pike	0.0011 (0.0026)	11 (18)	28 (41)	4 (5)	0 (0)	0 (0)	22 (44)	0 (0)	0 (0)	0 (0)	0 (0)	NS	65 (63)
Other	0.0000 (0.0000)	0 (0)	0 (0)	0 (0)	0 (0)	0 (0)	0 (0)	0 (0)	0 (0)	0 (0)	0 (0)	NS	0 (0)
Pink Salmon	0.0000 (0.0000)	0 (0)	0 (0)	0 (0)	0 (0)	0 (0)	0 (0)	0 (0)	0 (0)	0 (0)	0 (0)	NS	0 (0)
Pumpkinseed	0.0000 (0.0000)	0 (0)	0 (0)	0 (0)	0 (0)	0 (0)	0 (0)	0 (0)	0 (0)	0 (0)	0 (0)	NS	0 (0)
Rainbow Trout	0.0001 (0.0323)	0 (0)	8 (18)	0 (0)	0 (0)	0 (0)	0 (0)	0 (0)	0 (0)	0 (0)	0 (0)	NS	8 (18)
Rock Bass	0.0000 (0.0000)	0 (0)	0 (0)	0 (0)	0 (0)	0 (0)	0 (0)	0 (0)	0 (0)	0 (0)	0 (0)	NS	0 (0)
Round whitefish	0.0000 (0.0000)	0 (0)	0 (0)	0 (0)	0 (0)	0 (0)	0 (0)	0 (0)	0 (0)	0 (0)	0 (0)	NS	0 (0)
Smallmouth bass	0.0000 (0.0000)	0 (0)	0 (0)	0 (0)	0 (0)	0 (0)	0 (0)	0 (0)	0 (0)	0 (0)	0 (0)	NS	0 (0)
Walleye	0.3994 (0.1707)	89 (114)	26 (52)	29 (36)	271 (318)	5,751 (2,992)	13,726 (7,216)	3,884 (1,778)	524 (309)	32 (64)	0 (0)	NS	24,333 (8,025)
White bass	0.0004 (0.0744)	0 (0)	22 (40)	0 (0)	0 (0)	0 (0)	0 (0)	0 (0)	0 (0)	0 (0)	0 (0)	NS	22 (40)
White perch	0.0000 (0.0000)	0 (0)	0 (0)	0 (0)	0 (0)	0 (0)	0 (0)	0 (0)	0 (0)	0 (0)	0 (0)	NS	0 (0)
Yellow perch	0.0829 (0.0633)	751 (1,470)	0 (0)	0 (0)	0 (0)	0 (0)	22 (43)	171 (256)	1,849 (1,462)	2,220 (1,397)	40 (69)	NS	5,053 (2,515)
Angler Hrs		1,060 (869)	586 (461)	1,001 (400)	2,252 (1,421)	9,942 (4,971)	25,284 (12,693)	9,526 (3,996)	6,137 (1,882)	3,892 (1,378)	1,247 (0)	NS	60,928 (28,072)
Angler Trips		259 (218)	138 (115)	219 (108)	576 (234)	1,925 (924)	4,615 (2,328)	1,678 (697)	783 (425)	748 (297)	243 (0)	NS	11,184 (7,822)
Angler Days		259 (218)	126 (104)	210 (107)	576 (234)	1,925 (924)	4,615 (2,328)	1,678 (697)	783 (425)	748 (297)	243 (0)	NS	11,163 (7,822)

Table B.190.—Quanicassee to Sebewaing (Site 278) for 2007. “NS” means not sampled.

Species	Harvest per hr	Jan	Feb	Mar	Apr	May	Jun	Jul	Aug	Sep	Oct	Nov	Season
Brown Trout	0.0001 (0.0021)	0 (0)	12 (24)	0 (0)	0 (0)	0 (0)	0 (0)	0 (0)	0 (0)	0 (0)	0 (0)	NS	12 (24)
Channel Catfish	0.0104 (0.0153)	0 (0)	0 (0)	0 (0)	226 (391)	271 (450)	657 (918)	156 (229)	0 (0)	0 (0)	0 (0)	NS	1,309 (1,050)
Chinook Salmon	0.0000 (0.0000)	0 (0)	0 (0)	0 (0)	0 (0)	0 (0)	0 (0)	0 (0)	0 (0)	0 (0)	0 (0)	NS	0 (0)
Coho Salmon	0.0000 (0.0000)	0 (0)	0 (0)	0 (0)	0 (0)	0 (0)	0 (0)	0 (0)	0 (0)	0 (0)	0 (0)	NS	0 (0)
Freshwater Drum	0.0025 (0.0048)	0 (0)	0 (0)	0 (0)	0 (0)	17 (35)	179 (219)	117 (215)	0 (0)	0 (0)	0 (0)	NS	313 (309)
Lake Trout	0.0000 (0.0000)	0 (0)	0 (0)	0 (0)	0 (0)	0 (0)	0 (0)	0 (0)	0 (0)	0 (0)	0 (0)	NS	0 (0)
Lake Whitefish	0.0000 (0.0000)	0 (0)	0 (0)	0 (0)	0 (0)	0 (0)	0 (0)	0 (0)	0 (0)	0 (0)	0 (0)	NS	0 (0)
Largemouth Bass	0.0000 (0.0000)	0 (0)	0 (0)	0 (0)	0 (0)	0 (0)	0 (0)	0 (0)	0 (0)	0 (0)	0 (0)	NS	0 (0)
Muskellunge	0.0000 (0.0000)	0 (0)	0 (0)	0 (0)	0 (0)	0 (0)	0 (0)	0 (0)	0 (0)	0 (0)	0 (0)	NS	0 (0)
Northern Pike	0.0028 (0.0080)	233 (449)	24 (49)	0 (0)	0 (0)	63 (66)	0 (0)	19 (40)	0 (0)	13 (25)	0 (0)	NS	352 (459)
Other	0.0003 (0.0023)	0 (0)	0 (0)	0 (0)	0 (0)	0 (0)	40 (81)	0 (0)	0 (0)	0 (0)	0 (0)	NS	40 (81)
Pink Salmon	0.0000 (0.0000)	0 (0)	0 (0)	0 (0)	0 (0)	0 (0)	0 (0)	0 (0)	0 (0)	0 (0)	0 (0)	NS	0 (0)
Pumpkinseed	0.0000 (0.0087)	0 (0)	0 (0)	0 (0)	0 (0)	0 (0)	0 (0)	0 (0)	0 (0)	0 (0)	2 (5)	NS	2 (5)
Rainbow Trout	0.0000 (0.0000)	0 (0)	0 (0)	0 (0)	0 (0)	0 (0)	0 (0)	0 (0)	0 (0)	0 (0)	0 (0)	NS	0 (0)
Rock Bass	0.0000 (0.0000)	0 (0)	0 (0)	0 (0)	0 (0)	0 (0)	0 (0)	0 (0)	0 (0)	0 (0)	0 (0)	NS	0 (0)
Round whitefish	0.0000 (0.0000)	0 (0)	0 (0)	0 (0)	0 (0)	0 (0)	0 (0)	0 (0)	0 (0)	0 (0)	0 (0)	NS	0 (0)
Smallmouth bass	0.0000 (0.0000)	0 (0)	0 (0)	0 (0)	0 (0)	0 (0)	0 (0)	0 (0)	0 (0)	0 (0)	0 (0)	NS	0 (0)
Walleye	0.3090 (0.1081)	576 (691)	1,805 (1,521)	0 (0)	254 (257)	9,891 (5,250)	15,644 (7,581)	4,518 (2,088)	5,848 (2,863)	432 (348)	0 (0)	NS	38,967 (9,979)
White bass	0.0003 (0.0045)	0 (0)	0 (0)	0 (0)	0 (0)	35 (69)	0 (0)	0 (0)	0 (0)	0 (0)	0 (0)	NS	35 (69)
White perch	0.0003 (0.0052)	0 (0)	0 (0)	0 (0)	0 (0)	0 (0)	0 (0)	39 (78)	0 (0)	0 (0)	0 (0)	NS	39 (78)
Yellow perch	0.0565 (0.0306)	3,975 (4,012)	12 (25)	1,188 (1,582)	623 (645)	34 (51)	96 (118)	19 (40)	306 (514)	466 (640)	409 (466)	NS	7,130 (3,430)
Angler Hrs		16,006 (12,073)	13,891 (7,233)	5,178 (2,398)	4,513 (2,811)	15,999 (8,143)	36,059 (15,108)	15,480 (6,092)	14,284 (4,757)	4,155 (1,981)	558 (287)	NS	126,125 (60,883)
Angler Trips		3,308 (2,127)	2,262 (1,202)	1,274 (238)	1,447 (938)	4,025 (2,250)	7,647 (3,290)	3,016 (1,316)	2,898 (1,055)	1,013 (501)	166 (122)	NS	27,056 (33,048)
Angler Days		4,554 (2,636)	2,348 (1,244)	2,277 (238)	2,403 (1,508)	3,878 (2,144)	7,590 (3,268)	3,003 (1,291)	2,898 (1,055)	912 (479)	141 (110)	NS	30,004 (32,862)

Table B.191.--Sebewaing to Sand Point (Site 288) for 2007. "NS" means not sampled.

Species	Harvest per hr	Jan	Feb	Mar	Apr	May	Jun	Jul	Aug	Sep	Oct	Nov	Season
Brown Trout	0.0000 (0.0000)	0 (0)	0 (0)	0 (0)	0 (0)	0 (0)	0 (0)	0 (0)	0 (0)	0 (0)	0 (0)	NS	0 (0)
Channel Catfish	0.0139 (0.0276)	0 (0)	0 (0)	0 (0)	0 (0)	158 (209)	771 (779)	0 (0)	20 (42)	0 (0)	0 (0)	NS	950 (808)
Chinook Salmon	0.0000 (0.0000)	0 (0)	0 (0)	0 (0)	0 (0)	0 (0)	0 (0)	0 (0)	0 (0)	0 (0)	0 (0)	NS	0 (0)
Coho Salmon	0.0000 (0.0000)	0 (0)	0 (0)	0 (0)	0 (0)	0 (0)	0 (0)	0 (0)	0 (0)	0 (0)	0 (0)	NS	0 (0)
Freshwater Drum	0.0007 (0.0046)	0 (0)	0 (0)	0 (0)	0 (0)	0 (0)	51 (102)	0 (0)	0 (0)	0 (0)	0 (0)	NS	51 (102)
Lake Trout	0.0000 (0.0000)	0 (0)	0 (0)	0 (0)	0 (0)	0 (0)	0 (0)	0 (0)	0 (0)	0 (0)	0 (0)	NS	0 (0)
Lake Whitefish	0.0000 (0.0000)	0 (0)	0 (0)	0 (0)	0 (0)	0 (0)	0 (0)	0 (0)	0 (0)	0 (0)	0 (0)	NS	0 (0)
Largemouth Bass	0.0010 (0.0452)	0 (0)	0 (0)	0 (0)	0 (0)	70 (137)	0 (0)	0 (0)	0 (0)	0 (0)	0 (0)	NS	70 (137)
Muskellunge	0.0000 (0.0000)	0 (0)	0 (0)	0 (0)	0 (0)	0 (0)	0 (0)	0 (0)	0 (0)	0 (0)	0 (0)	NS	0 (0)
Northern Pike	0.0081 (0.0108)	109 (228)	361 (277)	0 (0)	0 (0)	12 (18)	70 (75)	0 (0)	0 (0)	0 (0)	0 (0)	NS	552 (367)
Other	0.0000 (0.0000)	0 (0)	0 (0)	0 (0)	0 (0)	0 (0)	0 (0)	0 (0)	0 (0)	0 (0)	0 (0)	NS	0 (0)
Pink Salmon	0.0000 (0.0000)	0 (0)	0 (0)	0 (0)	0 (0)	0 (0)	0 (0)	0 (0)	0 (0)	0 (0)	0 (0)	NS	0 (0)
Pumpkinseed	0.0002 (0.0007)	8 (12)	0 (0)	0 (0)	0 (0)	6 (12)	0 (0)	0 (0)	0 (0)	0 (0)	0 (0)	NS	14 (17)
Rainbow Trout	0.0000 (0.0000)	0 (0)	0 (0)	0 (0)	0 (0)	0 (0)	0 (0)	0 (0)	0 (0)	0 (0)	0 (0)	NS	0 (0)
Rock Bass	0.0016 (0.0039)	0 (0)	0 (0)	60 (121)	0 (0)	17 (35)	30 (61)	0 (0)	0 (0)	0 (0)	0 (0)	NS	108 (130)
Round whitefish	0.0000 (0.0000)	0 (0)	0 (0)	0 (0)	0 (0)	0 (0)	0 (0)	0 (0)	0 (0)	0 (0)	0 (0)	NS	0 (0)
Smallmouth bass	0.0000 (0.0000)	0 (0)	0 (0)	0 (0)	0 (0)	0 (0)	0 (0)	0 (0)	0 (0)	0 (0)	0 (0)	NS	0 (0)
Walleye	0.2506 (0.1276)	0 (0)	77 (156)	0 (0)	0 (0)	1,118 (779)	10,413 (4,348)	3,831 (2,040)	1,717 (1,006)	23 (36)	1 (3)	NS	17,180 (4,971)
White bass	0.0000 (0.0000)	0 (0)	0 (0)	0 (0)	0 (0)	0 (0)	0 (0)	0 (0)	0 (0)	0 (0)	0 (0)	NS	0 (0)
White perch	0.0012 (0.0061)	0 (0)	0 (0)	0 (0)	0 (0)	10 (17)	0 (0)	30 (60)	41 (86)	0 (0)	0 (0)	NS	80 (106)
Yellow perch	0.3417 (0.1733)	3,761 (5,559)	1,946 (2,552)	15,665 (12,788)	683 (803)	0 (0)	66 (109)	52 (69)	513 (565)	657 (1,025)	77 (121)	NS	23,420 (10,398)
Angler Hrs		6,554 (6,987)	8,671 (3,946)	11,569 (6,479)	447 (406)	3,140 (1,741)	22,573 (8,381)	9,502 (4,432)	5,214 (2,236)	826 (579)	49 (71)	NS	68,545 (35,257)
Angler Trips		1,708 (1,852)	2,444 (1,284)	2,423 (1,429)	52 (67)	709 (382)	4,382 (1,668)	1,819 (878)	1,232 (572)	172 (119)	9 (13)	NS	14,950 (21,448)
Angler Days		2,344 (2,586)	3,090 (1,575)	2,671 (1,572)	89 (107)	689 (378)	4,343 (1,658)	1,789 (870)	1,191 (563)	172 (119)	9 (13)	NS	16,387 (21,417)

Table B.192.-Caseville (Site 290) for 2007. "NS" means not sampled.

Species	Harvest per hr	Jan	Feb	Mar	Apr	May	Jun	Jul	Aug	Sep	Oct	Nov	Season
Brown Trout	(0.0000)	0	0	0	0	0	0	0	0	0	0	NS	0
	(0.0000)	(0)	(0)	(0)	(0)	(0)	(0)	(0)	(0)	(0)	(0)		(0)
Channel Catfish	0.0016	0	0	0	0	0	0	0	0	64	0	NS	64
	(0.0734)	(0)	(0)	(0)	(0)	(0)	(0)	(0)	(0)	(100)	(0)		(100)
Chinook Salmon	0.0000	0	0	0	0	0	0	0	0	0	0	NS	0
	(0.0000)	(0)	(0)	(0)	(0)	(0)	(0)	(0)	(0)	(0)	(0)		(0)
Coho Salmon	0.0000	0	0	0	0	0	0	0	0	0	0	NS	0
	(0.0000)	(0)	(0)	(0)	(0)	(0)	(0)	(0)	(0)	(0)	(0)		(0)
Freshwater Drum	0.0000	0	0	0	0	0	0	0	0	0	0	NS	0
	(0.0000)	(0)	(0)	(0)	(0)	(0)	(0)	(0)	(0)	(0)	(0)		(0)
Lake Trout	0.0000	0	2	0	0	0	0	0	0	0	0	NS	2
	(0.0002)	(0)	(4)	(0)	(0)	(0)	(0)	(0)	(0)	(0)	(0)		(4)
Lake Whitefish	0.0019	0	0	20	54	0	0	0	0	0	0	NS	74
	(0.0808)	(0)	(0)	(22)	(84)	(0)	(0)	(0)	(0)	(0)	(0)		(87)
Largemouth Bass	0.0000	0	0	0	0	0	0	0	0	0	0	NS	0
	(0.0000)	(0)	(0)	(0)	(0)	(0)	(0)	(0)	(0)	(0)	(0)		(0)
Muskellunge	0.0000	0	0	0	0	0	0	0	0	0	0	NS	0
	(0.0000)	(0)	(0)	(0)	(0)	(0)	(0)	(0)	(0)	(0)	(0)		(0)
Northern Pike	0.0004	0	16	0	0	0	0	0	0	0	0	NS	16
	(0.0070)	(0)	(20)	(0)	(0)	(0)	(0)	(0)	(0)	(0)	(0)		(20)
Other	0.0000	0	0	0	0	0	0	0	0	0	0	NS	0
	(0.0000)	(0)	(0)	(0)	(0)	(0)	(0)	(0)	(0)	(0)	(0)		(0)
Pink Salmon	0.0000	0	0	0	0	0	0	0	0	0	0	NS	0
	(0.0000)	(0)	(0)	(0)	(0)	(0)	(0)	(0)	(0)	(0)	(0)		(0)
Pumpkinseed	0.0000	0	0	0	0	0	0	0	0	0	0	NS	0
	(0.0000)	(0)	(0)	(0)	(0)	(0)	(0)	(0)	(0)	(0)	(0)		(0)
Rainbow Trout	0.0000	0	0	0	0	0	0	0	0	0	0	NS	0
	(0.0000)	(0)	(0)	(0)	(0)	(0)	(0)	(0)	(0)	(0)	(0)		(0)
Rock Bass	0.0011	0	0	43	0	0	0	0	0	0	0	NS	43
	(0.0557)	(0)	(0)	(63)	(0)	(0)	(0)	(0)	(0)	(0)	(0)		(58)
Round whitefish	0.0000	0	0	0	0	0	0	0	0	0	0	NS	0
	(0.0000)	(0)	(0)	(0)	(0)	(0)	(0)	(0)	(0)	(0)	(0)		(0)
Smallmouth bass	0.0007	0	0	0	0	0	0	30	0	0	0	NS	30
	(0.0141)	(0)	(0)	(0)	(0)	(0)	(0)	(71)	(0)	(0)	(0)		(71)
Walleye	0.0970	0	0	3	36	270	3,047	510	0	11	0	NS	3,877
	(0.1175)	(0)	(0)	(4)	(0)	(402)	(1,734)	(593)	(0)	(21)	(0)		(1,876)
White bass	0.0000	0	0	0	0	0	0	0	0	0	0	NS	0
	(0.0000)	(0)	(0)	(0)	(0)	(0)	(0)	(0)	(0)	(0)	(0)		(0)
White perch	0.0000	2	0	0	0	0	0	0	0	0	0	NS	2
	(0.0054)	(4)	(0)	(0)	(0)	(0)	(0)	(0)	(0)	(0)	(0)		(4)
Yellow perch	0.3351	1,188	2,726	3,796	1,672	51	0	0	3,191	754	10	NS	13,388
	(0.2421)	(1,178)	(1,866)	(3,944)	(2,163)	(70)	(0)	(0)	(2,598)	(691)	(11)		(4,357)
Angler Hrs		2,319	3,435	4,806	3,484	4,123	9,272	5,553	4,239	1,754	968	NS	39,955
		(1,835)	(1,383)	(2,527)	(1,359)	(727)	(3,334)	(4,096)	(215)	(873)	(176)		(16,527)
Angler Trips		553	653	1,580	1,154	1,642	2,971	1,585	854	621	190	NS	11,803
		(449)	(313)	(512)	(547)	(646)	(594)	(1,167)	(168)	(427)	(0)		(10,107)
Angler Days		451	579	1,250	757	1,305	2,430	1,515	778	531	183	NS	9,779
		(368)	(286)	(426)	(373)	(406)	(594)	(1,155)	(122)	(399)	(0)		(9,780)

Table B.193.--Sand Point to Port Austin (site 236) for 2007. "NS" means not sampled.

Species	Harvest per hr	Jan	Feb	Mar	Apr	May	Jun	Jul	Aug	Sep	Oct	Nov	Season
Brown Trout	0.0000 (0.0000)	0 (0)	0 (0)	0 (0)	0 (0)	0 (0)	0 (0)	0 (0)	0 (0)	0 (0)	0 (0)	NS	0 (0)
Channel Catfish	0.0033 (0.0058)	0 (0)	0 (0)	0 (0)	0 (0)	0 (0)	15 (31)	36 (71)	39 (78)	0 (0)	0 (0)	NS	89 (110)
Chinook Salmon	0.0054 (0.0065)	0 (0)	0 (0)	0 (0)	0 (0)	42 (90)	30 (55)	36 (73)	32 (47)	0 (0)	9 (13)	NS	148 (138)
Coho Salmon	0.0032 (0.0057)	0 (0)	0 (0)	0 (0)	6 (10)	81 (0)	0 (0)	0 (0)	0 (0)	0 (0)	0 (0)	NS	87 (10)
Freshwater Drum	0.0000 (0.0000)	0 (0)	0 (0)	0 (0)	0 (0)	0 (0)	0 (0)	0 (0)	0 (0)	0 (0)	0 (0)	NS	0 (0)
Lake Trout	0.1049 (0.0902)	0 (0)	0 (0)	0 (0)	0 (0)	168 (164)	703 (559)	85 (98)	502 (408)	1,420 (2,127)	0 (0)	NS	2,878 (2,245)
Lake Whitefish	0.0013 (0.0090)	0 (0)	0 (0)	0 (0)	0 (0)	0 (0)	0 (0)	36 (71)	0 (0)	0 (0)	0 (0)	NS	36 (71)
Largemouth Bass	0.0000 (0.0000)	0 (0)	0 (0)	0 (0)	0 (0)	0 (0)	0 (0)	0 (0)	0 (0)	0 (0)	0 (0)	NS	0 (0)
Muskellunge	0.0000 (0.0000)	0 (0)	0 (0)	0 (0)	0 (0)	0 (0)	0 (0)	0 (0)	0 (0)	0 (0)	0 (0)	NS	0 (0)
Northern Pike	0.0000 (0.0000)	0 (0)	0 (0)	0 (0)	0 (0)	0 (0)	0 (0)	0 (0)	0 (0)	0 (0)	0 (0)	NS	0 (0)
Other	0.0000 (0.0000)	0 (0)	0 (0)	0 (0)	0 (0)	0 (0)	0 (0)	0 (0)	0 (0)	0 (0)	0 (0)	NS	0 (0)
Pink Salmon	0.0000 (0.0000)	0 (0)	0 (0)	0 (0)	0 (0)	0 (0)	0 (0)	0 (0)	0 (0)	0 (0)	0 (0)	NS	0 (0)
Pumpkinseed	0.0000 (0.0000)	0 (0)	0 (0)	0 (0)	0 (0)	0 (0)	0 (0)	0 (0)	0 (0)	0 (0)	0 (0)	NS	0 (0)
Rainbow Trout	0.0004 (0.0057)	0 (0)	0 (0)	0 (0)	0 (0)	0 (0)	0 (0)	0 (0)	0 (0)	11 (23)	0 (0)	NS	11 (23)
Rock Bass	0.0009 (0.0065)	0 (0)	0 (0)	0 (0)	0 (0)	0 (0)	0 (0)	24 (51)	0 (0)	0 (0)	0 (0)	NS	24 (51)
Round whitefish	0.0000 (0.0000)	0 (0)	0 (0)	0 (0)	0 (0)	0 (0)	0 (0)	0 (0)	0 (0)	0 (0)	0 (0)	NS	0 (0)
Smallmouth bass	0.0069 (0.0199)	0 (0)	0 (0)	0 (0)	0 (0)	0 (0)	0 (0)	60 (86)	128 (252)	0 (0)	0 (0)	NS	188 (266)
Walleye	0.1256 (0.1014)	0 (0)	0 (0)	0 (0)	0 (0)	0 (0)	762 (554)	2,287 (1,707)	392 (280)	0 (0)	4 (7)	NS	3,446 (1,817)
White bass	0.0000 (0.0000)	0 (0)	0 (0)	0 (0)	0 (0)	0 (0)	0 (0)	0 (0)	0 (0)	0 (0)	0 (0)	NS	0 (0)
White perch	0.0000 (0.0000)	0 (0)	0 (0)	0 (0)	0 (0)	0 (0)	0 (0)	0 (0)	0 (0)	0 (0)	0 (0)	NS	0 (0)
Yellow perch	0.0021 (0.0215)	0 (0)	0 (0)	0 (0)	0 (0)	0 (0)	0 (0)	0 (0)	58 (121)	0 (0)	0 (0)	NS	58 (121)
Angler Hrs		954 (1,016)	0 (0)	0 (0)	234 (309)	2,103 (0)	5,746 (2,298)	8,056 (3,897)	5,664 (1,713)	4,312 (2,121)	365 (251)	NS	27,435 (11,605)
Angler Trips		264 (0)	0 (0)	0 (0)	70 (98)	501 (0)	1,273 (535)	1,787 (902)	1,324 (448)	1,289 (796)	110 (90)	NS	6,618 (4,096)
Angler Days		118 (0)	0 (0)	0 (0)	70 (98)	501 (0)	1,273 (535)	1,596 (821)	1,257 (436)	1,243 (775)	80 (68)	NS	6,138 (3,961)

Table B.194.--Saginaw Bay all sites combined for 2008. "NS" means not sampled.

Species	Harvest per hr	Jan	Feb	Mar	Apr	May	Jun	Jul	Aug	Sep	Oct	Nov	Season
Brown Trout	0.0001 (0.0001)	0 (0)	7 (14)	0 (0)	69 (78)	0 (0)	1 (0)	0 (0)	0 (0)	0 (0)	0 (0)	NS	77 (79)
Channel Catfish	0.0058 (0.0028)	0 (0)	0 (0)	54 (99)	193 (187)	2,020 (1,443)	683 (353)	2,599 (2,847)	393 (233)	717 (748)	166 (161)	NS	6,825 (3,316)
Chinook Salmon	0.0001 (0.0001)	0 (0)	0 (0)	0 (0)	34 (39)	37 (51)	0 (0)	0 (0)	0 (0)	13 (19)	5 (7)	NS	89 (68)
Coho Salmon	0.0003 (0.0004)	0 (0)	0 (0)	0 (0)	13 (21)	395 (428)	0 (0)	0 (0)	0 (0)	0 (0)	0 (0)	NS	408 (429)
Freshwater Drum	0.0009 (0.0004)	0 (0)	0 (0)	0 (0)	12 (14)	44 (90)	361 (187)	396 (288)	96 (124)	178 (222)	0 (0)	NS	1,087 (437)
Lake Trout	0.0009 (0.0003)	12 (11)	0 (0)	0 (0)	0 (0)	289 (274)	252 (167)	74 (120)	189 (207)	285 (219)	0 (0)	NS	1,101 (401)
Lake Whitefish	0.0001 (0.0001)	0 (0)	14 (20)	38 (46)	14 (22)	0 (0)	22 (34)	42 (54)	0 (0)	0 (0)	1 (3)	NS	131 (84)
Largemouth Bass	0.0003 (0.0002)	0 (0)	0 (0)	0 (0)	0 (0)	83 (116)	248 (259)	0 (0)	9 (18)	0 (0)	0 (0)	NS	340 (284)
Muskellunge	0.0000 (0.0000)	0 (0)	0 (0)	0 (0)	0 (0)	0 (0)	0 (0)	0 (0)	0 (0)	0 (0)	0 (0)	NS	0 (0)
Northern Pike	0.0009 (0.0005)	425 (528)	214 (148)	33 (74)	40 (49)	111 (65)	34 (54)	106 (145)	31 (62)	7 (14)	3 (4)	NS	1,004 (584)
Other	0.0002 (0.0001)	38 (71)	0 (0)	13 (26)	0 (0)	83 (49)	34 (16)	32 (13)	28 (14)	0 (0)	43 (44)	NS	271 (89)
Pink Salmon	0.0000 (0.0001)	0 (0)	0 (0)	0 (0)	0 (0)	37 (99)	18 (24)	0 (0)	0 (0)	0 (0)	0 (0)	NS	55 (102)
Pumpkinseed	0.0000 (0.0000)	26 (53)	0 (0)	0 (0)	0 (0)	0 (0)	0 (0)	0 (0)	5 (0)	0 (0)	1 (3)	NS	32 (53)
Rainbow Trout	0.0001 (0.0001)	0 (0)	0 (0)	0 (0)	71 (86)	4 (8)	0 (0)	18 (35)	0 (0)	0 (0)	8 (9)	NS	101 (94)
Rock Bass	0.0006 (0.0006)	7 (16)	0 (0)	15 (27)	31 (63)	0 (0)	524 (655)	66 (98)	15 (30)	3 (7)	0 (0)	NS	663 (667)
Round whitefish	0.0003 (0.0002)	22 (5)	168 (122)	181 (196)	12 (18)	0 (0)	0 (0)	0 (0)	0 (0)	0 (0)	0 (0)	NS	383 (231)
Smallmouth bass	0.0003 (0.0002)	0 (0)	0 (0)	0 (0)	0 (0)	4 (8)	42 (68)	57 (61)	228 (248)	61 (88)	3 (5)	NS	394 (279)
Walleye	0.2529 (0.0342)	1,579 (2,599)	18,923 (5,590)	21,561 (6,279)	18,039 (2,305)	16,695 (5,069)	81,249 (17,839)	123,100 (26,147)	15,673 (3,788)	1,441 (641)	26 (22)	NS	298,286 (33,542)
White bass	0.0015 (0.0011)	0 (0)	0 (0)	0 (0)	334 (579)	1,263 (1,146)	123 (115)	27 (32)	30 (0)	0 (0)	0 (0)	NS	1,777 (1,290)
White perch	0.0002 (0.0002)	22 (44)	3 (6)	0 (0)	13 (0)	15 (0)	98 (157)	0 (0)	11 (22)	9 (14)	43 (85)	NS	214 (190)
Yellow perch	0.1854 (0.0321)	32,425 (12,370)	29,962 (12,495)	63,244 (23,397)	9,488 (3,233)	393 (290)	532 (280)	5,969 (4,488)	13,741 (7,036)	34,360 (9,555)	28,599 (11,509)	NS	218,713 (34,067)
Angler Hrs		72,146 (30,323)	225,061 (42,379)	176,996 (37,970)	71,493 (9,011)	57,361 (14,370)	163,622 (30,982)	262,542 (46,902)	78,215 (14,403)	49,644 (8,982)	22,419 (7,393)	NS	1,179,499 (89,148)
Angler Trips		14,040 (6,825)	49,436 (8,015)	34,406 (7,682)	15,416 (2,182)	12,116 (2,792)	32,748 (6,304)	49,930 (8,920)	14,593 (2,654)	8,979 (1,694)	3,977 (1,300)	NS	235,641 (24,704)
Angler Days		14,136 (5,462)	47,112 (7,109)	31,284 (6,103)	15,217 (2,017)	11,435 (2,646)	32,056 (6,245)	48,960 (8,797)	14,374 (2,638)	8,860 (1,690)	3,917 (1,297)	NS	227,351 (20,691)

Table B.195.--Tawas (Site 250) for 2008. "NS" means not sampled.

Species	Harvest per hr	Jan	Feb	Mar	Apr	May	Jun	Jul	Aug	Sep	Oct	Nov	Season
Brown Trout	0.0015 (0.0075)	0 (0)	7 (14)	0 (0)	69 (78)	0 (0)	0 (0)	0 (0)	0 (0)	0 (0)	0 (0)	NS	76 (79)
Channel Catfish	0.0004 (0.0109)	0 (0)	0 (0)	0 (0)	0 (0)	0 (0)	0 (0)	0 (0)	21 (29)	0 (0)	0 (0)	NS	21 (29)
Chinook Salmon	0.0003 (0.0101)	0 (0)	0 (0)	0 (0)	3 (6)	0 (0)	0 (0)	0 (0)	0 (0)	8 (16)	5 (7)	NS	15 (18)
Coho Salmon	0.0005 (0.0376)	0 (0)	0 (0)	0 (0)	0 (0)	24 (40)	0 (0)	0 (0)	0 (0)	0 (0)	0 (0)	NS	24 (40)
Freshwater Drum	0.0002 (0.0055)	0 (0)	0 (0)	0 (0)	0 (0)	0 (0)	0 (0)	0 (0)	8 (15)	0 (0)	0 (0)	NS	8 (15)
Lake Trout	0.0006 (0.0530)	0 (0)	0 (0)	0 (0)	0 (0)	29 (56)	0 (0)	0 (0)	0 (0)	0 (0)	0 (0)	NS	29 (56)
Lake Whitefish	0.0014 (0.0030)	0 (0)	14 (20)	38 (62)	14 (27)	0 (0)	0 (0)	0 (0)	0 (0)	0 (0)	1 (3)	NS	67 (55)
Largemouth Bass	0.0024 (0.1304)	0 (0)	0 (0)	0 (0)	0 (0)	0 (0)	117 (259)	0 (0)	0 (0)	0 (0)	0 (0)	NS	117 (259)
Muskellunge	0.0000 (0.0000)	0 (0)	0 (0)	0 (0)	0 (0)	0 (0)	0 (0)	0 (0)	0 (0)	0 (0)	0 (0)	NS	0 (0)
Northern Pike	0.0061 (0.0109)	141 (175)	131 (113)	0 (0)	0 (0)	19 (38)	0 (0)	0 (0)	0 (0)	7 (14)	3 (4)	NS	300 (212)
Other	0.0010 (0.0047)	38 (71)	0 (0)	13 (26)	0 (0)	0 (0)	0 (0)	0 (0)	0 (0)	0 (0)	0 (0)	NS	51 (76)
Pink Salmon	0.0000 (0.0000)	0 (0)	0 (0)	0 (0)	0 (0)	0 (0)	0 (0)	0 (0)	0 (0)	0 (0)	0 (0)	NS	0 (0)
Pumpkinseed	0.0000 (0.0033)	0 (0)	0 (0)	0 (0)	0 (0)	0 (0)	0 (0)	0 (0)	0 (0)	0 (0)	1 (3)	NS	1 (3)
Rainbow Trout	0.0010 (0.0121)	0 (0)	0 (0)	0 (0)	41 (76)	0 (0)	0 (0)	0 (0)	0 (0)	0 (0)	8 (12)	NS	49 (60)
Rock Bass	0.0110 (0.1707)	0 (0)	0 (0)	0 (0)	0 (0)	0 (0)	474 (672)	66 (98)	0 (0)	0 (0)	0 (0)	NS	540 (654)
Round whitefish	0.0000 (0.0000)	0 (0)	0 (0)	0 (0)	0 (0)	0 (0)	0 (0)	0 (0)	0 (0)	0 (0)	0 (0)	NS	0 (0)
Smallmouth bass	0.0007 (0.0125)	0 (0)	0 (0)	0 (0)	0 (0)	0 (0)	0 (0)	33 (49)	0 (0)	0 (0)	3 (5)	NS	35 (49)
Walleye	0.0338 (0.0166)	201 (207)	55 (51)	321 (327)	219 (233)	206 (257)	8 (17)	471 (329)	137 (114)	37 (40)	9 (12)	NS	1,664 (593)
White bass	0.0000 (0.0000)	0 (0)	0 (0)	0 (0)	0 (0)	0 (0)	0 (0)	0 (0)	0 (0)	0 (0)	0 (0)	NS	0 (0)
White perch	0.0000 (0.0000)	0 (0)	0 (0)	0 (0)	0 (0)	0 (0)	0 (0)	0 (0)	0 (0)	0 (0)	0 (0)	NS	0 (0)
Yellow perch	0.3760 (0.2030)	5,289 (4,630)	2,740 (1,813)	6,285 (6,069)	1,083 (915)	284 (270)	0 (0)	278 (381)	230 (405)	283 (307)	2,016 (1,329)	NS	18,487 (7,492)
Angler Hrs		11,811 (7,642)	8,785 (3,578)	7,017 (4,187)	5,480 (2,993)	2,221 (1,193)	2,790 (1,656)	4,373 (1,676)	3,512 (1,644)	1,684 (864)	1,501 (960)	NS	49,173 (26,393)
Angler Trips		2,694 (1,340)	1,764 (667)	1,485 (986)	1,665 (1,099)	479 (301)	852 (449)	1,383 (656)	976 (508)	448 (252)	428 (320)	NS	12,174 (20,888)
Angler Days		3,127 (1,571)	2,248 (881)	1,818 (1,173)	1,903 (1,209)	440 (283)	645 (335)	1,232 (604)	888 (474)	384 (222)	387 (289)	NS	13,072 (20,607)

Table B.196.—Au Gres (Site 255) for 2008. “NS” means not sampled.

Species	Harvest per hr	Jan	Feb	Mar	Apr	May	Jun	Jul	Aug	Sep	Oct	Nov	Season
Brown Trout	0.0000 (0.0000)	0 (0)	0 (0)	0 (0)	0 (0)	0 (0)	1 (0)	0 (0)	0 (0)	0 (0)	0 (0)	NS	1 (0)
Channel Catfish	0.0035 (0.0018)	0 (0)	0 (0)	49 (98)	0 (0)	53 (68)	131 (177)	222 (175)	183 (147)	46 (55)	95 (92)	NS	780 (306)
Chinook Salmon	0.0002 (0.0015)	0 (0)	0 (0)	0 (0)	31 (55)	0 (0)	0 (0)	0 (0)	0 (0)	5 (11)	0 (0)	NS	37 (40)
Coho Salmon	0.0000 (0.0000)	0 (0)	0 (0)	0 (0)	0 (0)	0 (0)	0 (0)	0 (0)	0 (0)	0 (0)	0 (0)	NS	0 (0)
Freshwater Drum	0.0009 (0.0017)	0 (0)	0 (0)	0 (0)	0 (0)	0 (0)	31 (51)	56 (67)	0 (0)	123 (191)	0 (0)	NS	210 (207)
Lake Trout	0.0000 (0.0000)	0 (0)	0 (0)	0 (0)	0 (0)	0 (0)	0 (0)	0 (0)	0 (0)	0 (0)	0 (0)	NS	0 (0)
Lake Whitefish	0.0002 (0.0005)	0 (0)	0 (0)	0 (0)	0 (0)	0 (0)	16 (32)	19 (39)	0 (0)	0 (0)	0 (0)	NS	35 (50)
Largemouth Bass	0.0000 (0.0000)	0 (0)	0 (0)	0 (0)	0 (0)	0 (0)	0 (0)	0 (0)	0 (0)	0 (0)	0 (0)	NS	0 (0)
Muskellunge	0.0000 (0.0000)	0 (0)	0 (0)	0 (0)	0 (0)	0 (0)	0 (0)	0 (0)	0 (0)	0 (0)	0 (0)	NS	0 (0)
Northern Pike	0.0005 (0.0010)	0 (0)	0 (0)	33 (74)	40 (49)	23 (37)	0 (0)	19 (39)	0 (0)	0 (0)	0 (0)	NS	115 (104)
Other	0.0005 (0.0009)	0 (0)	0 (0)	0 (0)	0 (0)	2 (0)	27 (16)	23 (0)	22 (0)	0 (0)	43 (44)	NS	117 (47)
Pink Salmon	0.0000 (0.0000)	0 (0)	0 (0)	0 (0)	0 (0)	0 (0)	0 (0)	0 (0)	0 (0)	0 (0)	0 (0)	NS	0 (0)
Pumpkinseed	0.0000 (0.0000)	0 (0)	0 (0)	0 (0)	0 (0)	0 (0)	0 (0)	0 (0)	0 (0)	0 (0)	0 (0)	NS	0 (0)
Rainbow Trout	0.0002 (0.0011)	0 (0)	0 (0)	0 (0)	30 (62)	0 (0)	0 (0)	18 (35)	0 (0)	0 (0)	0 (0)	NS	48 (71)
Rock Bass	0.0002 (0.0030)	0 (0)	0 (0)	0 (0)	30 (63)	0 (0)	0 (0)	0 (0)	15 (30)	0 (0)	0 (0)	NS	46 (70)
Round whitefish	0.0002 (0.0052)	0 (0)	0 (0)	49 (99)	0 (0)	0 (0)	0 (0)	0 (0)	0 (0)	0 (0)	0 (0)	NS	49 (99)
Smallmouth bass	0.0002 (0.0016)	0 (0)	0 (0)	0 (0)	0 (0)	0 (0)	0 (0)	0 (0)	15 (31)	22 (44)	0 (0)	NS	37 (54)
Walleye	0.2220 (0.0606)	0 (0)	2,063 (2,763)	1,262 (1,185)	3,549 (2,224)	1,646 (1,158)	17,008 (6,458)	19,494 (7,108)	4,181 (1,723)	579 (422)	6 (13)	NS	49,788 (10,487)
White bass	0.0000 (0.0004)	0 (0)	0 (0)	0 (0)	0 (0)	0 (0)	8 (16)	0 (0)	0 (0)	0 (0)	0 (0)	NS	8 (16)
White perch	0.0002 (0.0029)	0 (0)	0 (0)	0 (0)	0 (0)	0 (0)	0 (0)	0 (0)	11 (22)	0 (0)	43 (85)	NS	54 (88)
Yellow perch	0.2101 (0.0972)	895 (1,269)	900 (1,232)	16,456 (18,965)	2,034 (2,264)	0 (0)	184 (160)	347 (244)	2,395 (1,748)	10,624 (5,656)	13,286 (8,065)	NS	47,120 (18,956)
Angler Hrs		6,381 (5,703)	10,328 (7,455)	22,876 (14,136)	16,617 (9,540)	11,283 (7,169)	43,637 (15,823)	68,906 (22,648)	23,461 (9,148)	12,305 (4,914)	8,449 (5,178)	NS	224,244 (101,714)
Angler Trips		1,764 (1,562)	3,826 (2,338)	3,995 (2,895)	4,067 (2,550)	2,559 (1,681)	8,274 (2,922)	11,403 (3,960)	3,833 (1,495)	2,034 (887)	1,404 (842)	NS	43,159 (48,620)
Angler Days		1,712 (1,497)	3,826 (2,338)	3,403 (2,503)	3,867 (2,451)	2,287 (1,440)	7,936 (2,821)	10,867 (3,802)	3,778 (1,478)	2,018 (883)	1,404 (842)	NS	41,098 (48,100)

Table B.197.--Saganing Creek to mouth of Saginaw River (Site 260) for 2008. "NS" means not sampled.

Species	Harvest per hr	Jan	Feb	Mar	Apr	May	Jun	Jul	Aug	Sep	Oct	Nov	Season
Brown Trout	0.0000 (0.0000)	0 (0)	0 (0)	0 (0)	0 (0)	0 (0)	0 (0)	0 (0)	0 (0)	0 (0)	0 (0)	NS	0 (0)
Channel Catfish	0.0040 (0.0153)	0 (0)	0 (0)	0 (0)	16 (30)	0 (0)	0 (0)	1,332 (2,673)	31 (62)	595 (732)	65 (131)	NS	2,039 (2,776)
Chinook Salmon	0.0000 (0.0000)	0 (0)	0 (0)	0 (0)	0 (0)	0 (0)	0 (0)	0 (0)	0 (0)	0 (0)	0 (0)	NS	0 (0)
Coho Salmon	0.0000 (0.0000)	0 (0)	0 (0)	0 (0)	0 (0)	0 (0)	0 (0)	0 (0)	0 (0)	0 (0)	0 (0)	NS	0 (0)
Freshwater Drum	0.0002 (0.0015)	0 (0)	0 (0)	0 (0)	0 (0)	44 (90)	50 (74)	0 (0)	0 (0)	0 (0)	0 (0)	NS	95 (117)
Lake Trout	0.0000 (0.0000)	0 (0)	0 (0)	0 (0)	0 (0)	0 (0)	0 (0)	0 (0)	0 (0)	0 (0)	0 (0)	NS	0 (0)
Lake Whitefish	0.0000 (0.0000)	0 (0)	0 (0)	0 (0)	0 (0)	0 (0)	0 (0)	0 (0)	0 (0)	0 (0)	0 (0)	NS	0 (0)
Largemouth Bass	0.0000 (0.0000)	0 (0)	0 (0)	0 (0)	0 (0)	0 (0)	0 (0)	0 (0)	0 (0)	0 (0)	0 (0)	NS	0 (0)
Muskellunge	0.0000 (0.0000)	0 (0)	0 (0)	0 (0)	0 (0)	0 (0)	0 (0)	0 (0)	0 (0)	0 (0)	0 (0)	NS	0 (0)
Northern Pike	0.0002 (0.0008)	0 (0)	0 (0)	0 (0)	0 (0)	0 (0)	25 (51)	67 (134)	31 (62)	0 (0)	0 (0)	NS	123 (156)
Other	0.0000 (0.0000)	0 (0)	0 (0)	0 (0)	0 (0)	0 (0)	0 (0)	0 (0)	0 (0)	0 (0)	0 (0)	NS	0 (0)
Pink Salmon	0.0000 (0.0000)	0 (0)	0 (0)	0 (0)	0 (0)	0 (0)	0 (0)	0 (0)	0 (0)	0 (0)	0 (0)	NS	0 (0)
Pumpkinseed	0.0000 (0.0000)	0 (0)	0 (0)	0 (0)	0 (0)	0 (0)	0 (0)	0 (0)	0 (0)	0 (0)	0 (0)	NS	0 (0)
Rainbow Trout	0.0000 (0.0000)	0 (0)	0 (0)	0 (0)	0 (0)	0 (0)	0 (0)	0 (0)	0 (0)	0 (0)	0 (0)	NS	0 (0)
Rock Bass	0.0001 (0.0018)	0 (0)	0 (0)	0 (0)	0 (0)	0 (0)	50 (103)	0 (0)	0 (0)	0 (0)	0 (0)	NS	50 (103)
Round whitefish	0.0004 (0.0010)	0 (0)	81 (159)	132 (169)	0 (0)	0 (0)	0 (0)	0 (0)	0 (0)	0 (0)	0 (0)	NS	213 (208)
Smallmouth bass	0.0000 (0.0000)	0 (0)	0 (0)	0 (0)	0 (0)	0 (0)	0 (0)	0 (0)	0 (0)	0 (0)	0 (0)	NS	0 (0)
Walleye	0.2553 (0.0685)	1,378 (2,757)	13,604 (5,688)	12,638 (7,605)	978 (678)	6,844 (3,809)	28,166 (13,606)	61,140 (22,389)	3,850 (2,419)	324 (286)	0 (0)	NS	128,922 (27,773)
White bass	0.0000 (0.0009)	0 (0)	0 (0)	0 (0)	0 (0)	0 (0)	25 (50)	0 (0)	0 (0)	0 (0)	0 (0)	NS	25 (50)
White perch	0.0002 (0.0021)	22 (44)	0 (0)	0 (0)	0 (0)	0 (0)	76 (151)	0 (0)	0 (0)	0 (0)	0 (0)	NS	98 (157)
Yellow perch	0.1524 (0.0455)	10,851 (11,493)	3,292 (4,893)	17,269 (13,356)	835 (818)	44 (90)	158 (189)	4,494 (4,448)	8,428 (6,616)	19,883 (7,544)	11,713 (8,096)	NS	76,968 (19,485)
Angler Hrs		22,524 (30,734)	135,554 (45,539)	82,673 (37,800)	7,157 (3,950)	20,407 (10,942)	58,784 (22,753)	117,310 (37,949)	24,600 (10,186)	25,988 (7,160)	9,938 (5,446)	NS	504,934 (212,458)
Angler Trips		5,292 (7,628)	26,868 (9,117)	16,547 (7,729)	1,338 (766)	3,326 (1,840)	11,550 (4,744)	21,433 (7,096)	4,368 (1,830)	4,672 (1,322)	1,651 (954)	NS	97,045 (135,809)
Angler Days		4,448 (6,069)	23,364 (8,055)	12,962 (6,143)	1,338 (766)	3,326 (1,840)	11,550 (4,744)	21,289 (7,037)	4,368 (1,830)	4,672 (1,322)	1,651 (954)	NS	88,968 (135,750)

Table B.198.—Saginaw River — mouth to confluence with Tittabawassee River (Site 355) for 2008. “NS” means not sampled; “-” means an estimate was incalculable.

Species	Harvest per hr	Jan	Feb	Mar	Apr	May	Jun	Jul	Aug	Sep	Oct	Nov	Dec	Season
Black crappie	0.0000 (0.0000)	0 (0)	0 (0)	0 (0)	NS	NS	NS	NS	NS	NS	NS	NS	NS	0 (0)
Bluegill	0.0000 (0.0000)	0 (0)	0 (0)	0 (0)	NS	NS	NS	NS	NS	NS	NS	NS	NS	0 (0)
Channel Catfish	0.0000 (0.0000)	0 (0)	0 (0)	0 (0)	NS	NS	NS	NS	NS	NS	NS	NS	NS	0 (0)
Common white sucker	0.0000 (0.0000)	0 (0)	0 (0)	0 (0)	NS	NS	NS	NS	NS	NS	NS	NS	NS	0 (0)
Freshwater Drum	0.0000 (0.0000)	0 (0)	0 (0)	0 (0)	NS	NS	NS	NS	NS	NS	NS	NS	NS	0 (0)
Lake Trout	0.0000 (0.0000)	0 (0)	0 (0)	0 (0)	NS	NS	NS	NS	NS	NS	NS	NS	NS	0 (0)
Lake Whitefish	0.0000 (0.0000)	0 (0)	0 (0)	0 (0)	NS	NS	NS	NS	NS	NS	NS	NS	NS	0 (0)
Largemouth Bass	0.0000 (0.0000)	0 (0)	0 (0)	0 (0)	NS	NS	NS	NS	NS	NS	NS	NS	NS	0 (0)
Northern Pike	0.0000 (0.0000)	0 (0)	0 (0)	0 (0)	NS	NS	NS	NS	NS	NS	NS	NS	NS	0 (0)
Other	0.0000 (0.0000)	0 (0)	0 (0)	0 (0)	NS	NS	NS	NS	NS	NS	NS	NS	NS	0 (0)
Pumpkinseed	0.0000 (0.0000)	0 (0)	0 (0)	0 (0)	NS	NS	NS	NS	NS	NS	NS	NS	NS	0 (0)
Rainbow Trout	0.0000 (0.0000)	0 (0)	0 (0)	0 (0)	NS	NS	NS	NS	NS	NS	NS	NS	NS	0 (0)
Rock Bass	0.0000 (0.0000)	0 (0)	0 (0)	0 (0)	NS	NS	NS	NS	NS	NS	NS	NS	NS	0 (0)
Smallmouth bass	0.0000 (0.0000)	0 (0)	0 (0)	0 (0)	NS	NS	NS	NS	NS	NS	NS	NS	NS	0 (0)
Walleye	0.0733 (0.0215)	0 (0)	1,592 (1,158)	4,694 (262)	NS	NS	NS	NS	NS	NS	NS	NS	NS	6,286 (1,187)
White bass	0.0000 (0.0000)	0 (0)	0 (0)	0 (0)	NS	NS	NS	NS	NS	NS	NS	NS	NS	0 (0)
White perch	0.0000 (0.0000)	0 (0)	0 (0)	0 (0)	NS	NS	NS	NS	NS	NS	NS	NS	NS	0 (0)
Yellow perch	0.1824 (0.1345)	4,678 (4,968)	10,124 (9,652)	846 (1,680)	NS	NS	NS	NS	NS	NS	NS	NS	NS	15,648 (10,985)
Angler Hrs		14,566 (11,617)	41,713 (15,379)	29,519 (1,532)	NS	NS	NS	NS	NS	NS	NS	NS	NS	85,798 (19,334)
Angler Trips		608 (-)	11,445 (4,018)	5,448 (422)	NS	NS	NS	NS	NS	NS	NS	NS	NS	17,501 (4,040)
Angler Days		608 (-)	11,445 (4,018)	5,448 (422)	NS	NS	NS	NS	NS	NS	NS	NS	NS	17,501 (4,040)

Table B.199.—Tittabawassee River — Dow Dam to confluence with the Saginaw River (Site 401) for 2008. “NS” means not sampled; “-” means an estimate was incalculable.

Species	Harvest per hr	Jan	Feb	Mar	Apr	May	Jun	Jul	Aug	Sep	Oct	Nov	Dec	Season
Black crappie	0.0000 (0.0000)	0 (0)	0 (0)	0 (0)	0 (0)	0 (0)	NS	NS	NS	NS	NS	NS	NS	0 (0)
Bluegill	0.0000 (0.0000)	0 (0)	0 (0)	0 (0)	0 (0)	0 (0)	NS	NS	NS	NS	NS	NS	NS	0 (0)
Channel Catfish	0.0055 (0.0082)	0 (0)	0 (0)	0 (0)	64 (89)	189 (369)	NS	NS	NS	NS	NS	NS	NS	253 (380)
Common white sucker	0.0000 (0.0000)	0 (0)	0 (0)	0 (0)	0 (0)	0 (0)	NS	NS	NS	NS	NS	NS	NS	0 (0)
Freshwater Drum	0.0000 (0.0000)	0 (0)	0 (0)	0 (0)	0 (0)	0 (0)	NS	NS	NS	NS	NS	NS	NS	0 (0)
Northern Pike	0.0001 (0.0002)	0 (0)	0 (0)	0 (0)	0 (0)	4 (8)	NS	NS	NS	NS	NS	NS	NS	4 (8)
Other	0.0000 (0.0000)	0 (0)	0 (0)	0 (0)	0 (0)	0 (0)	NS	NS	NS	NS	NS	NS	NS	0 (0)
Pumpkinseed	0.0000 (0.0000)	0 (0)	0 (0)	0 (0)	0 (0)	0 (0)	NS	NS	NS	NS	NS	NS	NS	0 (0)
Rainbow Trout	0.0001 (0.0002)	0 (0)	0 (0)	0 (0)	0 (0)	4 (8)	NS	NS	NS	NS	NS	NS	NS	4 (8)
Rock Bass	0.0000 (0.0000)	0 (0)	0 (0)	0 (0)	0 (0)	0 (0)	NS	NS	NS	NS	NS	NS	NS	0 (0)
Smallmouth bass	0.0001 (0.0002)	0 (0)	0 (0)	0 (0)	0 (0)	4 (8)	NS	NS	NS	NS	NS	NS	NS	4 (8)
Walleye	0.3484 (0.0441)	0 (0)	0 (0)	1,028 (-)	12,944 (-)	2,148 (1,479)	NS	NS	NS	NS	NS	NS	NS	16,121 (1,479)
White bass	0.0335 (0.0279)	0 (0)	0 (0)	0 (0)	321 (578)	1,229 (1,144)	NS	NS	NS	NS	NS	NS	NS	1,550 (1,282)
White perch	0.0000 (0.0000)	0 (0)	0 (0)	0 (0)	0 (0)	0 (0)	NS	NS	NS	NS	NS	NS	NS	0 (0)
Yellow perch	0.0000 (0.0000)	0 (0)	0 (0)	0 (0)	0 (0)	0 (0)	NS	NS	NS	NS	NS	NS	NS	0 (0)
Angler Hrs		699 (1,012)	936 (572)	5,218 (184)	32,265 (-)	7,155 (3,856)	NS	NS	NS	NS	NS	NS	NS	46,273 (4,032)
Angler Trips		-	-	1,318	5,383	2,043	NS	NS	NS	NS	NS	NS	NS	8,744 (944)
Angler Days		-	-	1,318	5,010	1,851	NS	NS	NS	NS	NS	NS	NS	8,179 (894)

Table B.200.—Essexville to mouth of Saginaw River (Site 356) for 2008. “NS” means not sampled.

Species	Harvest per hr	Jan	Feb	Mar	Apr	May	Jun	Jul	Aug	Sep	Oct	Nov	Season
Brown Trout	0.0000 (0.0000)	0 (0)	0 (0)	0 (0)	0 (0)	0 (0)	0 (0)	0 (0)	0 (0)	0 (0)	0 (0)	NS	0 (0)
Channel Catfish	0.0183 (0.0224)	0 (0)	0 (0)	0 (0)	7 (15)	205 (316)	15 (31)	580 (928)	8 (16)	67 (140)	6 (10)	NS	889 (990)
Chinook Salmon	0.0000 (0.0000)	0 (0)	0 (0)	0 (0)	0 (0)	0 (0)	0 (0)	0 (0)	0 (0)	0 (0)	0 (0)	NS	0 (0)
Coho Salmon	0.0000 (0.0000)	0 (0)	0 (0)	0 (0)	0 (0)	0 (0)	0 (0)	0 (0)	0 (0)	0 (0)	0 (0)	NS	0 (0)
Freshwater Drum	0.0042 (0.0070)	0 (0)	0 (0)	0 (0)	0 (0)	0 (0)	51 (91)	148 (214)	4 (8)	0 (0)	0 (0)	NS	203 (224)
Lake Trout	0.0000 (0.0000)	0 (0)	0 (0)	0 (0)	0 (0)	0 (0)	0 (0)	0 (0)	0 (0)	0 (0)	0 (0)	NS	0 (0)
Lake Whitefish	0.0000 (0.0000)	0 (0)	0 (0)	0 (0)	0 (0)	0 (0)	0 (0)	0 (0)	0 (0)	0 (0)	0 (0)	NS	0 (0)
Largemouth Bass	0.0002 (0.0053)	0 (0)	0 (0)	0 (0)	0 (0)	0 (0)	0 (0)	0 (0)	9 (18)	0 (0)	0 (0)	NS	9 (18)
Muskellunge	0.0000 (0.0000)	0 (0)	0 (0)	0 (0)	0 (0)	0 (0)	0 (0)	0 (0)	0 (0)	0 (0)	0 (0)	NS	0 (0)
Northern Pike	0.0000 (0.0000)	0 (0)	0 (0)	0 (0)	0 (0)	0 (0)	0 (0)	0 (0)	0 (0)	0 (0)	0 (0)	NS	0 (0)
Other	0.0000 (0.0000)	0 (0)	0 (0)	0 (0)	0 (0)	0 (0)	0 (0)	0 (0)	0 (0)	0 (0)	0 (0)	NS	0 (0)
Pink Salmon	0.0000 (0.0000)	0 (0)	0 (0)	0 (0)	0 (0)	0 (0)	0 (0)	0 (0)	0 (0)	0 (0)	0 (0)	NS	0 (0)
Pumpkinseed	0.0000 (0.0000)	0 (0)	0 (0)	0 (0)	0 (0)	0 (0)	0 (0)	0 (0)	0 (0)	0 (0)	0 (0)	NS	0 (0)
Rainbow Trout	0.0000 (0.0000)	0 (0)	0 (0)	0 (0)	0 (0)	0 (0)	0 (0)	0 (0)	0 (0)	0 (0)	0 (0)	NS	0 (0)
Rock Bass	0.0000 (0.0000)	0 (0)	0 (0)	0 (0)	0 (0)	0 (0)	0 (0)	0 (0)	0 (0)	0 (0)	0 (0)	NS	0 (0)
Round whitefish	0.0000 (0.0000)	0 (0)	0 (0)	0 (0)	0 (0)	0 (0)	0 (0)	0 (0)	0 (0)	0 (0)	0 (0)	NS	0 (0)
Smallmouth bass	0.0000 (0.0000)	0 (0)	0 (0)	0 (0)	0 (0)	0 (0)	0 (0)	0 (0)	0 (0)	0 (0)	0 (0)	NS	0 (0)
Walleye	0.5179 (0.1937)	0 (0)	0 (0)	420 (576)	288 (221)	2,417 (1,492)	12,614 (6,108)	8,596 (3,625)	746 (457)	54 (91)	6 (11)	NS	25,141 (7,299)
White bass	0.0002 (0.0012)	0 (0)	0 (0)	0 (0)	0 (0)	0 (0)	10 (20)	0 (0)	0 (0)	0 (0)	0 (0)	NS	10 (20)
White perch	0.0001 (0.0077)	0 (0)	0 (0)	0 (0)	0 (0)	0 (0)	0 (0)	0 (0)	0 (0)	6 (12)	0 (0)	NS	6 (12)
Yellow perch	0.0389 (0.0269)	0 (0)	0 (0)	0 (0)	11 (22)	10 (12)	10 (21)	254 (245)	808 (804)	287 (345)	511 (672)	NS	1,891 (1,130)
Angler Hrs		300 (0)	216 (88)	2,669 (2,221)	1,468 (1,004)	5,223 (3,117)	17,914 (8,456)	15,199 (5,514)	3,383 (1,110)	1,626 (589)	550 (612)	NS	48,548 (22,710)
Angler Trips		56 (0)	0 (0)	469 (381)	294 (152)	899 (533)	3,527 (1,710)	3,053 (1,152)	618 (236)	175 (86)	108 (119)	NS	9,199 (7,149)
Angler Days		56 (0)	0 (0)	405 (340)	294 (152)	899 (533)	3,527 (1,710)	3,053 (1,152)	618 (236)	175 (86)	108 (119)	NS	9,135 (7,149)

Table B.201.–Quanicassee to Sebewaing (Site 278) for 2008. “NS” means not sampled.

Species	Harvest per hr	Jan	Feb	Mar	Apr	May	Jun	Jul	Aug	Sep	Oct	Nov	Season
Brown Trout	0.0000 (0.0000)	0 (0)	0 (0)	0 (0)	0 (0)	0 (0)	0 (0)	0 (0)	0 (0)	0 (0)	0 (0)	NS	0 (0)
Channel Catfish	0.0076 (0.0053)	0 (0)	0 (0)	0 (0)	106 (169)	231 (320)	200 (207)	210 (179)	95 (153)	9 (19)	0 (0)	NS	852 (434)
Chinook Salmon	0.0000 (0.0000)	0 (0)	0 (0)	0 (0)	0 (0)	0 (0)	0 (0)	0 (0)	0 (0)	0 (0)	0 (0)	NS	0 (0)
Coho Salmon	0.0000 (0.0000)	0 (0)	0 (0)	0 (0)	0 (0)	0 (0)	0 (0)	0 (0)	0 (0)	0 (0)	0 (0)	NS	0 (0)
Freshwater Drum	0.0032 (0.0031)	0 (0)	0 (0)	0 (0)	0 (0)	0 (0)	156 (128)	68 (81)	84 (123)	55 (112)	0 (0)	NS	363 (225)
Lake Trout	0.0000 (0.0000)	0 (0)	0 (0)	0 (0)	0 (0)	0 (0)	0 (0)	0 (0)	0 (0)	0 (0)	0 (0)	NS	0 (0)
Lake Whitefish	0.0000 (0.0000)	0 (0)	0 (0)	0 (0)	0 (0)	0 (0)	0 (0)	0 (0)	0 (0)	0 (0)	0 (0)	NS	0 (0)
Largemouth Bass	0.0000 (0.0000)	0 (0)	0 (0)	0 (0)	0 (0)	0 (0)	0 (0)	0 (0)	0 (0)	0 (0)	0 (0)	NS	0 (0)
Muskellunge	0.0000 (0.0000)	0 (0)	0 (0)	0 (0)	0 (0)	0 (0)	0 (0)	0 (0)	0 (0)	0 (0)	0 (0)	NS	0 (0)
Northern Pike	0.0028 (0.0081)	284 (499)	0 (0)	0 (0)	0 (0)	0 (0)	9 (18)	20 (40)	0 (0)	0 (0)	0 (0)	NS	313 (501)
Other	0.0000 (0.0000)	0 (0)	0 (0)	0 (0)	0 (0)	0 (0)	0 (0)	0 (0)	0 (0)	0 (0)	0 (0)	NS	0 (0)
Pink Salmon	0.0000 (0.0000)	0 (0)	0 (0)	0 (0)	0 (0)	0 (0)	0 (0)	0 (0)	0 (0)	0 (0)	0 (0)	NS	0 (0)
Pumpkinseed	0.0000 (0.0000)	0 (0)	0 (0)	0 (0)	0 (0)	0 (0)	0 (0)	0 (0)	0 (0)	0 (0)	0 (0)	NS	0 (0)
Rainbow Trout	0.0000 (0.0000)	0 (0)	0 (0)	0 (0)	0 (0)	0 (0)	0 (0)	0 (0)	0 (0)	0 (0)	0 (0)	NS	0 (0)
Rock Bass	0.0000 (0.0000)	0 (0)	0 (0)	0 (0)	0 (0)	0 (0)	0 (0)	0 (0)	0 (0)	0 (0)	0 (0)	NS	0 (0)
Round whitefish	0.0000 (0.0000)	0 (0)	0 (0)	0 (0)	0 (0)	0 (0)	0 (0)	0 (0)	0 (0)	0 (0)	0 (0)	NS	0 (0)
Smallmouth bass	0.0000 (0.0000)	0 (0)	0 (0)	0 (0)	0 (0)	0 (0)	0 (0)	0 (0)	0 (0)	0 (0)	0 (0)	NS	0 (0)
Walleye	0.4522 (0.1538)	0 (0)	1,506 (1,414)	1,196 (1,090)	61 (110)	3,294 (2,311)	13,944 (6,125)	24,316 (10,370)	5,956 (2,257)	386 (375)	5 (6)	NS	50,663 (12,588)
White bass	0.0012 (0.0028)	0 (0)	0 (0)	0 (0)	13 (26)	34 (60)	55 (93)	0 (0)	30 (59)	0 (0)	0 (0)	NS	132 (128)
White perch	0.0002 (0.0047)	0 (0)	0 (0)	0 (0)	13 (26)	15 (30)	0 (0)	0 (0)	0 (0)	0 (0)	0 (0)	NS	28 (39)
Yellow perch	0.1164 (0.0445)	3,659 (4,144)	276 (401)	63 (135)	4,087 (3,472)	46 (51)	152 (125)	548 (358)	1,073 (1,061)	2,382 (1,660)	752 (612)	NS	13,038 (4,383)
Angler Hrs		5,486 (4,948)	11,121 (5,557)	6,968 (4,919)	5,451 (2,881)	5,140 (3,623)	23,211 (9,970)	34,994 (13,327)	14,657 (4,530)	4,239 (2,452)	781 (524)	NS	112,048 (52,731)
Angler Trips		1,027 (983)	1,909 (1,018)	1,058 (812)	1,401 (755)	1,278 (938)	4,539 (1,964)	7,886 (3,062)	3,069 (998)	970 (630)	163 (109)	NS	23,300 (26,007)
Angler Days		1,251 (1,231)	2,384 (1,237)	1,312 (1,038)	1,862 (976)	1,190 (868)	4,516 (1,952)	7,886 (3,062)	3,069 (998)	970 (630)	161 (107)	NS	24,601 (25,924)

Table B.202.--Sebawaing to Sand Point (Site 288) for 2008. "NS" means not sampled.

Species	Harvest per hr	Jan	Feb	Mar	Apr	May	Jun	Jul	Aug	Sep	Oct	Nov	Season
Brown Trout	0.0000 (0.0000)	0 (0)	0 (0)	0 (0)	0 (0)	0 (0)	0 (0)	0 (0)	0 (0)	0 (0)	0 (0)	NS	0 (0)
Channel Catfish	0.0301 (0.0626)	0 (0)	0 (0)	0 (0)	0 (0)	1,342 (1,333)	225 (220)	185 (168)	55 (63)	0 (0)	0 (0)	NS	1,808 (1,363)
Chinook Salmon	0.0000 (0.0000)	0 (0)	0 (0)	0 (0)	0 (0)	0 (0)	0 (0)	0 (0)	0 (0)	0 (0)	0 (0)	NS	0 (0)
Coho Salmon	0.0000 (0.0000)	0 (0)	0 (0)	0 (0)	0 (0)	0 (0)	0 (0)	0 (0)	0 (0)	0 (0)	0 (0)	NS	0 (0)
Freshwater Drum	0.0027 (0.0107)	0 (0)	0 (0)	0 (0)	0 (0)	0 (0)	54 (68)	109 (158)	0 (0)	0 (0)	0 (0)	NS	162 (172)
Lake Trout	0.0000 (0.0000)	0 (0)	0 (0)	0 (0)	0 (0)	0 (0)	0 (0)	0 (0)	0 (0)	0 (0)	0 (0)	NS	0 (0)
Lake Whitefish	0.0000 (0.0000)	0 (0)	0 (0)	0 (0)	0 (0)	0 (0)	0 (0)	0 (0)	0 (0)	0 (0)	0 (0)	NS	0 (0)
Largemouth Bass	0.0013 (0.0415)	0 (0)	0 (0)	0 (0)	0 (0)	75 (116)	0 (0)	0 (0)	0 (0)	0 (0)	0 (0)	NS	75 (116)
Muskellunge	0.0000 (0.0000)	0 (0)	0 (0)	0 (0)	0 (0)	0 (0)	0 (0)	0 (0)	0 (0)	0 (0)	0 (0)	NS	0 (0)
Northern Pike	0.0000 (0.0000)	0 (0)	0 (0)	0 (0)	0 (0)	0 (0)	0 (0)	0 (0)	0 (0)	0 (0)	0 (0)	NS	0 (0)
Other	0.0000 (0.0000)	0 (0)	0 (0)	0 (0)	0 (0)	0 (0)	0 (0)	0 (0)	0 (0)	0 (0)	0 (0)	NS	0 (0)
Pink Salmon	0.0000 (0.0000)	0 (0)	0 (0)	0 (0)	0 (0)	0 (0)	0 (0)	0 (0)	0 (0)	0 (0)	0 (0)	NS	0 (0)
Pumpkinseed	0.0004 (0.0276)	26 (53)	0 (0)	0 (0)	0 (0)	0 (0)	0 (0)	0 (0)	0 (0)	0 (0)	0 (0)	NS	26 (53)
Rainbow Trout	0.0000 (0.0000)	0 (0)	0 (0)	0 (0)	0 (0)	0 (0)	0 (0)	0 (0)	0 (0)	0 (0)	0 (0)	NS	0 (0)
Rock Bass	0.0002 (0.0067)	7 (16)	0 (0)	0 (0)	1 (2)	0 (0)	0 (0)	0 (0)	0 (0)	3 (7)	0 (0)	NS	12 (17)
Round whitefish	0.0000 (0.0000)	0 (0)	0 (0)	0 (0)	0 (0)	0 (0)	0 (0)	0 (0)	0 (0)	0 (0)	0 (0)	NS	0 (0)
Smallmouth bass	0.0006 (0.0041)	0 (0)	0 (0)	0 (0)	0 (0)	0 (0)	0 (0)	9 (19)	24 (41)	0 (0)	0 (0)	NS	34 (45)
Walleye	0.1624 (0.1102)	0 (0)	103 (215)	2 (4)	0 (0)	140 (166)	5,096 (2,805)	3,919 (2,169)	465 (340)	20 (36)	0 (0)	NS	9,745 (3,570)
White bass	0.0009 (0.0032)	0 (0)	0 (0)	0 (0)	0 (0)	0 (0)	25 (39)	27 (32)	0 (0)	0 (0)	0 (0)	NS	52 (50)
White perch	0.0004 (0.0050)	0 (0)	0 (0)	0 (0)	0 (0)	0 (0)	22 (45)	0 (0)	0 (0)	3 (7)	0 (0)	NS	26 (45)
Yellow perch	0.6035 (0.2714)	4,633 (6,288)	9,910 (9,089)	19,968 (13,827)	653 (614)	9 (18)	28 (33)	48 (53)	807 (897)	163 (168)	0 (0)	NS	36,218 (14,655)
Angler Hrs		6,095 (5,998)	11,664 (6,098)	17,831 (6,991)	305 (311)	3,111 (2,368)	8,881 (4,595)	8,238 (4,837)	3,312 (1,692)	573 (274)	0 (0)	NS	60,011 (33,163)
Angler Trips		1,414 (1,590)	2,925 (1,767)	3,667 (1,636)	60 (53)	743 (580)	2,205 (1,145)	1,850 (1,078)	654 (345)	105 (56)	0 (0)	NS	13,623 (22,601)
Angler Days		1,868 (1,967)	3,189 (1,867)	4,220 (1,784)	80 (71)	653 (513)	2,155 (1,130)	1,850 (1,078)	654 (345)	105 (56)	0 (0)	NS	14,774 (22,520)

Table B.203.–Caseville (Site 290) for 2008. “NS” means not sampled.; “–” means an estimate was incalculable.

Species	Harvest per hr	Jan	Feb	Mar	Apr	May	Jun	Jul	Aug	Sep	Oct	Nov	Season
Brown Trout	(0.0000)	0	0	0	0	0	0	0	0	0	0	NS	0
	(0.0000)	(0)	(0)	(0)	(0)	(0)	(0)	(0)	(0)	(0)	(0)		(0)
Channel Catfish	0.0040	0	0	5	0	0	58	35	0	0	0	NS	98
	(0.0213)	(0)	(0)	(10)	(0)	(0)	(109)	(60)	(0)	(0)	(0)		(125)
Chinook Salmon	0.0000	0	0	0	0	0	0	0	0	0	0	NS	0
	(0.0000)	(0)	(0)	(0)	(0)	(0)	(0)	(0)	(0)	(0)	(0)		(0)
Coho Salmon	0.0005	0	0	0	13	0	0	0	0	0	0	NS	13
	(0.0276)	(0)	(0)	(0)	(21)	(0)	(0)	(0)	(0)	(0)	(0)		(21)
Freshwater Drum	0.0013	0	0	0	12	0	19	0	0	0	0	NS	31
	(0.0577)	(0)	(0)	(0)	(14)	(0)	(50)	(0)	(0)	(0)	(0)		(52)
Lake Trout	0.0000	0	0	0	0	0	0	0	0	0	0	NS	0
	(0.0000)	(0)	(0)	(0)	(0)	(0)	(0)	(0)	(0)	(0)	(0)		(0)
Lake Whitefish	0.0000	0	0	0	0	0	0	0	0	0	0	NS	0
	(0.0000)	(0)	(0)	(0)	(0)	(0)	(0)	(0)	(0)	(0)	(0)		(0)
Largemouth Bass	–	0	0	0	0	0	122	0	0	0	0	NS	–
	(–)	(0)	(0)	(0)	(0)	(0)	(0)	(0)	(0)	(0)	(0)		(–)
Muskellunge	0.0000	0	0	0	0	0	0	0	0	0	0	NS	0
	(0.0000)	(0)	(0)	(0)	(0)	(0)	(0)	(0)	(0)	(0)	(0)		(0)
Northern Pike	0.0060	0	83	0	0	65	0	0	0	0	0	NS	149
	(0.0392)	(0)	(96)	(0)	(0)	(36)	(0)	(0)	(0)	(0)	(0)		(103)
Other	0.0000	0	0	0	0	0	0	0	0	0	0	NS	0
	(0.0000)	(0)	(0)	(0)	(0)	(0)	(0)	(0)	(0)	(0)	(0)		(0)
Pink Salmon	0.0000	0	0	0	0	0	0	0	0	0	0	NS	0
	(0.0000)	(0)	(0)	(0)	(0)	(0)	(0)	(0)	(0)	(0)	(0)		(0)
Pumpkinseed	0.0000	0	0	0	0	0	0	0	0	0	0	NS	0
	(0.0000)	(0)	(0)	(0)	(0)	(0)	(0)	(0)	(0)	(0)	(0)		(0)
Rainbow Trout	0.0000	0	0	0	0	0	0	0	0	0	0	NS	0
	(0.0000)	(0)	(0)	(0)	(0)	(0)	(0)	(0)	(0)	(0)	(0)		(0)
Rock Bass	0.0006	0	0	15	0	0	0	0	0	0	0	NS	15
	(0.0471)	(0)	(0)	(27)	(0)	(0)	(0)	(0)	(0)	(0)	(0)		(27)
Round whitefish	0.0005	0	0	0	12	0	0	0	0	0	0	NS	12
	(0.0235)	(0)	(0)	(0)	(18)	(0)	(0)	(0)	(0)	(0)	(0)		(18)
Smallmouth bass	0.0020	0	0	0	0	0	0	0	10	39	0	NS	50
	(0.0431)	(0)	(0)	(0)	(0)	(0)	(0)	(0)	(35)	(76)	(0)		(84)
Walleye	0.1165	0	0	0	0	0	957	1,876	42	0	0	NS	2,874
	(0.2402)	(0)	(0)	(0)	(0)	(0)	(1,024)	(1,131)	(43)	(0)	(0)		(1,526)
White bass	0.0000	0	0	0	0	0	0	0	0	0	0	NS	0
	(0.0000)	(0)	(0)	(0)	(0)	(0)	(0)	(0)	(0)	(0)	(0)		(0)
White perch	0.0001	0	3	0	0	0	0	0	0	0	0	NS	3
	(0.0074)	(0)	(6)	(0)	(0)	(0)	(0)	(0)	(0)	(0)	(0)		(6)
Yellow perch	0.3783	2,420	2,720	2,357	780	0	0	0	0	738	321	NS	9,336
	(0.3111)	(3,064)	(2,155)	(1,805)	(725)	(0)	(0)	(0)	(0)	(694)	(424)		(3,085)
Angler Hrs		4,284	3,124	2,206	2,288	1,261	2,916	4,829	1,718	1,143	912	NS	24,681
		(3,875)	(1,945)	(1,449)	(1,114)	(572)	(2,487)	(2,287)	(892)	(838)	(201)		(15,661)
Angler Trips		1,184	700	418	947	494	465	1,028	149	139	223	NS	5,747
		(1,243)	(446)	(280)	(534)	(0)	(430)	(361)	(105)	(110)	(99)		(9,489)
Angler Days		1,065	658	397	694	494	465	987	149	139	206	NS	5,254
		(1,120)	(426)	(269)	(399)	(0)	(430)	(361)	(105)	(110)	(87)		(9,478)

Table B.204.--Sand Point to Port Austin (site 236) for 2008. "NS" means not sampled; "--" means an estimate was incalculable.

Species	Harvest per hr	Jan	Feb	Mar	Apr	May	Jun	Jul	Aug	Sep	Oct	Nov	Season
Brown Trout	0.0000 (0.0000)	0 (0)	0 (0)	0 (0)	0 (0)	0 (0)	0 (0)	0 (0)	0 (0)	0 (0)	0 (0)	NS	0 (0)
Channel Catfish	0.0037 (0.0074)	0 (0)	0 (0)	0 (0)	0 (0)	0 (0)	54 (70)	35 (70)	0 (0)	0 (0)	0 (0)	NS	89 (99)
Chinook Salmon	0.0016 (0.0366)	0 (0)	0 (0)	0 (0)	0 (0)	37 (51)	0 (0)	0 (0)	0 (0)	0 (0)	0 (0)	NS	37 (51)
Coho Salmon	0.0156 (0.3187)	0 (0)	0 (0)	0 (0)	0 (0)	371 (426)	0 (0)	0 (0)	0 (0)	0 (0)	0 (0)	NS	371 (426)
Freshwater Drum	0.0007 (0.0037)	0 (0)	0 (0)	0 (0)	0 (0)	0 (0)	0 (0)	15 (31)	0 (0)	0 (0)	0 (0)	NS	15 (31)
Lake Trout	0.0446 (0.0234)	0 (0)	0 (0)	0 (0)	0 (0)	260 (268)	252 (167)	74 (120)	189 (207)	285 (0)	0 (0)	NS	1,060 (397)
Lake Whitefish	0.0012 (0.0029)	0 (0)	0 (0)	0 (0)	0 (0)	0 (0)	6 (12)	23 (38)	0 (0)	0 (0)	0 (0)	NS	29 (40)
Largemouth Bass	0.0000 (0.0000)	0 (0)	0 (0)	0 (0)	0 (0)	0 (0)	0 (0)	0 (0)	0 (0)	0 (0)	0 (0)	NS	0 (0)
Muskellunge	0.0000 (0.0000)	0 (0)	0 (0)	0 (0)	0 (0)	0 (0)	0 (0)	0 (0)	0 (0)	0 (0)	0 (0)	NS	0 (0)
Northern Pike	0.0000 (0.0000)	0 (0)	0 (0)	0 (0)	0 (0)	0 (0)	0 (0)	0 (0)	0 (0)	0 (0)	0 (0)	NS	0 (0)
Other	0.0000 (0.0000)	0 (0)	0 (0)	0 (0)	0 (0)	0 (0)	0 (0)	0 (0)	0 (0)	0 (0)	0 (0)	NS	0 (0)
Pink Salmon	0.0023 (0.0148)	0 (0)	0 (0)	0 (0)	0 (0)	37 (99)	18 (24)	0 (0)	0 (0)	0 (0)	0 (0)	NS	55 (102)
Pumpkinseed	0.0000 (0.0000)	0 (0)	0 (0)	0 (0)	0 (0)	0 (0)	0 (0)	0 (0)	0 (0)	0 (0)	0 (0)	NS	0 (0)
Rainbow Trout	0.0000 (0.0000)	0 (0)	0 (0)	0 (0)	0 (0)	0 (0)	0 (0)	0 (0)	0 (0)	0 (0)	0 (0)	NS	0 (0)
Rock Bass	0.0000 (0.0000)	0 (0)	0 (0)	0 (0)	0 (0)	0 (0)	0 (0)	0 (0)	0 (0)	0 (0)	0 (0)	NS	0 (0)
Round whitefish	0.0000 (0.0000)	0 (0)	0 (0)	0 (0)	0 (0)	0 (0)	0 (0)	0 (0)	0 (0)	0 (0)	0 (0)	NS	0 (0)
Smallmouth bass	0.0099 (0.0149)	0 (0)	0 (0)	0 (0)	0 (0)	0 (0)	42 (68)	15 (32)	179 (240)	0 (0)	0 (0)	NS	236 (252)
Walleye	0.2977 (0.2120)	0 (0)	0 (0)	0 (0)	0 (0)	0 (0)	3,456 (2,797)	3,288 (2,262)	296 (306)	41 (0)	0 (0)	NS	7,081 (3,610)
White bass	0.0000 (0.0000)	0 (0)	0 (0)	0 (0)	0 (0)	0 (0)	0 (0)	0 (0)	0 (0)	0 (0)	0 (0)	NS	0 (0)
White perch	0.0000 (0.0000)	0 (0)	0 (0)	0 (0)	0 (0)	0 (0)	0 (0)	0 (0)	0 (0)	0 (0)	0 (0)	NS	0 (0)
Yellow perch	0.0002 (0.0678)	0 (0)	0 (0)	0 (0)	5 (8)	0 (0)	0 (0)	0 (0)	0 (0)	0 (0)	0 (0)	NS	5 (8)
Angler Hrs		0 (0)	1,620 (3,240)	19 (37)	462 (206)	1,560 (1,074)	5,489 (2,865)	8,693 (5,144)	3,572 (1,340)	2,086 (0)	288 (376)	NS	23,788 (14,282)
Angler Trips		0 (0)	-- (-)	-- (-)	261 (120)	295 (261)	1,336 (748)	1,894 (1,143)	926 (378)	436 (0)	0 (0)	NS	5,148 (6,014)
Angler Days		0 (0)	-- (-)	-- (-)	170 (83)	295 (261)	1,262 (721)	1,796 (1,109)	850 (363)	397 (0)	0 (0)	NS	4,770 (5,937)

Table B.205.--Saginaw Bay all sites combined for 2009. "NS" means not sampled.

Species	Harvest per hour	Jan	Feb	Mar	Apr	May	Jun	Jul	Aug	Sep	Oct	Nov	Season
Brown Trout	0.0000 (0.0000)	0 (0)	0 (0)	0 (0)	49 (44)	19 (28)	0 (0)	1 (0)	0 (0)	0 (0)	0 (0)	NS	69 (52)
Channel Catfish	0.0105 (0.0052)	0 (0)	0 (0)	0 (0)	4 (7)	2,552 (1,954)	3,440 (2,011)	4,977 (3,888)	478 (461)	3,386 (5,359)	0 (0)	NS	14,837 (7,205)
Chinook Salmon	0.0000 (0.0000)	0 (0)	0 (0)	0 (0)	11 (23)	0 (0)	12 (25)	0 (0)	0 (0)	22 (32)	0 (0)	NS	46 (47)
Coho Salmon	0.0001 (0.0001)	0 (0)	0 (0)	0 (0)	5 (11)	82 (118)	0 (0)	0 (0)	0 (0)	0 (0)	0 (0)	NS	88 (118)
Freshwater Drum	0.0008 (0.0004)	0 (0)	0 (0)	0 (0)	19 (36)	232 (234)	134 (201)	429 (381)	329 (382)	25 (38)	0 (0)	NS	1,168 (624)
Lake Trout	0.0011 (0.0004)	12 (0)	81 (135)	10 (16)	0 (0)	93 (144)	297 (339)	136 (156)	376 (397)	581 (346)	0 (0)	NS	1,586 (581)
Lake Whitefish	0.0003 (0.0002)	0 (0)	147 (169)	3 (7)	6 (12)	9 (18)	170 (198)	23 (48)	0 (0)	0 (0)	0 (0)	NS	358 (266)
Largemouth Bass	0.0002 (0.0003)	0 (0)	0 (0)	0 (0)	0 (0)	262 (368)	39 (64)	0 (0)	0 (0)	0 (0)	0 (0)	NS	301 (374)
Muskellunge	0.0000 (0.0000)	0 (0)	0 (0)	0 (0)	0 (0)	0 (0)	0 (0)	0 (0)	0 (0)	0 (0)	0 (0)	NS	0 (0)
Northern Pike	0.0023 (0.0020)	469 (338)	2,386 (2,743)	53 (107)	34 (49)	135 (104)	23 (33)	99 (106)	0 (0)	44 (59)	2 (3)	NS	3,244 (2,772)
Other	0.0003 (0.0001)	28 (56)	47 (94)	53 (107)	66 (66)	81 (11)	15 (369)	44 (16)	36 (8)	0 (0)	1 (2)	NS	370 (153)
Pink Salmon	0.0000 (0.0000)	0 (0)	0 (0)	0 (0)	0 (0)	0 (0)	0 (0)	0 (0)	0 (0)	0 (0)	0 (0)	NS	0 (0)
Pumpkinseed	0.0002 (0.0004)	0 (0)	315 (498)	0 (0)	0 (0)	0 (0)	0 (0)	0 (0)	5 (0)	0 (0)	0 (0)	NS	320 (499)
Rainbow Trout	0.0001 (0.0000)	0 (0)	0 (0)	0 (0)	48 (50)	0 (0)	26 (38)	0 (0)	0 (0)	0 (0)	6 (0)	NS	79 (63)
Rock Bass	0.0008 (0.0009)	0 (0)	42 (65)	789 (1,225)	29 (12)	46 (92)	36 (56)	131 (270)	0 (0)	18 (36)	0 (0)	NS	1,090 (1,261)
Round whitefish	0.0003 (0.0003)	122 (205)	323 (389)	0 (0)	0 (0)	0 (0)	0 (0)	0 (0)	0 (0)	0 (0)	0 (0)	NS	445 (439)
Smallmouth bass	0.0005 (0.0003)	0 (0)	0 (0)	0 (0)	0 (0)	50 (68)	105 (189)	41 (83)	259 (293)	259 (278)	0 (0)	NS	713 (458)
Walleye	0.2248 (0.0326)	33,223 (16,297)	33,404 (10,954)	10,155 (4,514)	8,279 (3,346)	38,220 (12,227)	100,841 (20,454)	69,778 (15,425)	18,549 (5,594)	4,530 (2,243)	71 (50)	NS	317,050 (35,487)
White bass	0.0004 (0.0003)	0 (0)	46 (92)	0 (0)	0 (0)	441 (393)	35 (34)	0 (0)	0 (0)	0 (0)	3 (8)	NS	525 (405)
White perch	0.0001 (0.0001)	0 (0)	107 (0)	0 (0)	0 (0)	12 (23)	0 (0)	0 (0)	0 (0)	0 (0)	0 (0)	NS	119 (195)
Yellow perch	0.1389 (0.0307)	50,885 (20,319)	73,628 (26,559)	37,204 (14,747)	16,724 (12,776)	439 (381)	1,633 (1,266)	3,044 (2,475)	5,100 (4,712)	4,345 (2,216)	2,884 (2,487)	NS	195,886 (39,245)
Angler Hours		276,325 (79,046)	296,196 (65,450)	100,278 (37,533)	45,975 (12,484)	101,131 (26,547)	213,996 (41,609)	215,647 (42,265)	91,634 (23,201)	64,231 (16,113)	4,980 (1,613)	NS	1,410,393 (130,840)
Angler Trips		58,910 (14,634)	61,545 (11,209)	21,620 (6,944)	12,038 (3,204)	22,003 (5,466)	39,295 (7,582)	40,928 (7,841)	19,434 (6,350)	12,142 (2,951)	1,155 (406)	NS	289,070 (35,991)
Angler Days		55,200 (12,159)	59,984 (10,582)	22,121 (6,884)	11,281 (2,772)	20,991 (5,314)	38,521 (7,495)	39,787 (7,714)	19,189 (6,336)	11,816 (2,924)	1,125 (401)	NS	280,015 (32,397)

Table B.206.--Tawas (Site 250) for 2009. "NS" means not sampled.

Species	Harvest per hour	Jan	Feb	Mar	Apr	May	Jun	Jul	Aug	Sep	Oct	Nov	Season
Brown Trout	0.0008 (0.0069)	0 (0)	0 (0)	0 (0)	44 (54)	19 (28)	0 (0)	0 (0)	0 (0)	0 (0)	0 (0)	NS	63 (51)
Channel Catfish	0.0006 (0.0168)	0 (0)	0 (0)	0 (0)	0 (0)	0 (0)	22 (46)	26 (53)	0 (0)	0 (0)	0 (0)	NS	49 (70)
Chinook Salmon	0.0002 (0.0076)	0 (0)	0 (0)	0 (0)	11 (23)	0 (0)	0 (0)	0 (0)	0 (0)	6 (13)	0 (0)	NS	18 (27)
Coho Salmon	0.0000 (0.0000)	0 (0)	0 (0)	0 (0)	0 (0)	0 (0)	0 (0)	0 (0)	0 (0)	0 (0)	0 (0)	NS	0 (0)
Freshwater Drum	0.0003 (0.0125)	0 (0)	0 (0)	0 (0)	0 (0)	0 (0)	0 (0)	0 (0)	26 (54)	0 (0)	0 (0)	NS	27 (54)
Lake Trout	0.0002 (0.0060)	0 (0)	0 (0)	0 (0)	0 (0)	0 (0)	0 (0)	0 (0)	13 (26)	0 (0)	0 (0)	NS	13 (26)
Lake Whitefish	0.0013 (0.0042)	0 (0)	94 (130)	0 (0)	6 (12)	0 (0)	0 (0)	0 (0)	0 (0)	0 (0)	0 (0)	NS	99 (131)
Largemouth Bass	0.0004 (0.0287)	0 (0)	0 (0)	0 (0)	0 (0)	0 (0)	30 (61)	0 (0)	0 (0)	0 (0)	0 (0)	NS	30 (61)
Muskellunge	0.0000 (0.0000)	0 (0)	0 (0)	0 (0)	0 (0)	0 (0)	0 (0)	0 (0)	0 (0)	0 (0)	0 (0)	NS	0 (0)
Northern Pike	0.0110 (0.0093)	138 (155)	623 (441)	53 (107)	13 (22)	16 (30)	0 (0)	0 (0)	0 (0)	26 (53)	2 (3)	NS	870 (484)
Other	0.0016 (0.0032)	28 (56)	47 (94)	53 (107)	0 (0)	0 (0)	0 (0)	0 (0)	0 (0)	0 (0)	1 (2)	NS	128 (153)
Pink Salmon	0.0000 (0.0000)	0 (0)	0 (0)	0 (0)	0 (0)	0 (0)	0 (0)	0 (0)	0 (0)	0 (0)	0 (0)	NS	0 (0)
Pumpkinseed	0.0000 (0.0000)	0 (0)	0 (0)	0 (0)	0 (0)	0 (0)	0 (0)	0 (0)	0 (0)	0 (0)	0 (0)	NS	0 (0)
Rainbow Trout	0.0006 (0.0141)	0 (0)	0 (0)	0 (0)	48 (70)	0 (0)	0 (0)	0 (0)	0 (0)	0 (0)	0 (0)	NS	48 (50)
Rock Bass	0.0022 (0.0685)	0 (0)	0 (0)	0 (0)	0 (0)	0 (0)	25 (51)	131 (270)	0 (0)	18 (36)	0 (0)	NS	174 (277)
Round whitefish	0.0006 (0.0033)	0 (0)	47 (92)	0 (0)	0 (0)	0 (0)	0 (0)	0 (0)	0 (0)	0 (0)	0 (0)	NS	47 (92)
Smallmouth bass	0.0009 (0.0627)	0 (0)	0 (0)	0 (0)	0 (0)	0 (0)	0 (0)	0 (0)	75 (94)	0 (0)	0 (0)	NS	75 (94)
Walleye	0.0373 (0.0161)	74 (109)	436 (353)	0 (0)	211 (193)	322 (372)	773 (539)	419 (396)	639 (478)	73 (86)	10 (14)	NS	2,956 (948)
White bass	0.0000 (0.0000)	0 (0)	0 (0)	0 (0)	0 (0)	0 (0)	0 (0)	0 (0)	0 (0)	0 (0)	0 (0)	NS	0 (0)
White perch	0.0000 (0.0000)	0 (0)	0 (0)	0 (0)	0 (0)	0 (0)	0 (0)	0 (0)	0 (0)	0 (0)	0 (0)	NS	0 (0)
Yellow perch	0.5308 (0.2623)	2,811 (2,954)	17,952 (10,654)	17,892 (16,311)	1,780 (2,249)	148 (301)	0 (0)	274 (543)	578 (837)	389 (545)	290 (274)	NS	42,114 (16,374)
Angler Hours		13,236 (4,338)	29,512 (4,407)	9,003 (5,248)	5,915 (3,774)	4,230 (3,297)	3,499 (1,956)	3,892 (2,329)	6,167 (3,464)	3,299 (1,735)	589 (459)	NS	79,344 (31,006)
Angler Trips		3,507 (1,133)	7,137 (1,162)	1,980 (1,200)	1,311 (1,013)	1,433 (1,206)	840 (526)	1,459 (1,044)	1,623 (1,118)	991 (606)	180 (156)	NS	20,461 (22,423)
Angler Days		3,993 (1,219)	7,980 (1,216)	2,363 (1,435)	1,583 (1,197)	1,243 (1,044)	781 (491)	1,296 (933)	1,493 (1,044)	838 (529)	156 (136)	NS	21,726 (21,944)

Table B.207.—Au Gres (Site 255) for 2009. “NS” means not sampled.

Species	Harvest per hour	Jan	Feb	Mar	Apr	May	Jun	Jul	Aug	Sep	Oct	Nov	Season
Brown Trout	0.0000 (0.0000)	0 (0)	0 (0)	0 (0)	0 (0)	0 (0)	0 (0)	1 (0)	0 (0)	0 (0)	0 (0)	NS	1 (0)
Channel Catfish	0.0038 (0.0029)	0 (0)	0 (0)	0 (0)	0 (0)	151 (215)	349 (246)	305 (278)	273 (331)	102 (106)	0 (0)	NS	1,179 (505)
Chinook Salmon	0.0000 (0.0000)	0 (0)	0 (0)	0 (0)	0 (0)	0 (0)	0 (0)	0 (0)	0 (0)	0 (0)	0 (0)	NS	0 (0)
Coho Salmon	0.0000 (0.0014)	0 (0)	0 (0)	0 (0)	0 (0)	13 (27)	0 (0)	0 (0)	0 (0)	0 (0)	0 (0)	NS	13 (27)
Freshwater Drum	0.0015 (0.0026)	0 (0)	0 (0)	0 (0)	0 (0)	0 (0)	10 (21)	219 (375)	217 (362)	22 (37)	0 (0)	NS	470 (450)
Lake Trout	0.0000 (0.0000)	0 (0)	0 (0)	0 (0)	0 (0)	0 (0)	0 (0)	0 (0)	0 (0)	0 (0)	0 (0)	NS	0 (0)
Lake Whitefish	0.0002 (0.0033)	0 (0)	53 (108)	0 (0)	0 (0)	0 (0)	0 (0)	0 (0)	0 (0)	0 (0)	0 (0)	NS	53 (108)
Largemouth Bass	0.0000 (0.0000)	0 (0)	0 (0)	0 (0)	0 (0)	0 (0)	0 (0)	0 (0)	0 (0)	0 (0)	0 (0)	NS	0 (0)
Muskellunge	0.0000 (0.0000)	0 (0)	0 (0)	0 (0)	0 (0)	0 (0)	0 (0)	0 (0)	0 (0)	0 (0)	0 (0)	NS	0 (0)
Northern Pike	0.0001 (0.0006)	0 (0)	0 (0)	0 (0)	21 (43)	0 (0)	0 (0)	18 (37)	0 (0)	6 (11)	0 (0)	NS	46 (58)
Other	0.0002 (0.0000)	0 (0)	0 (0)	0 (0)	0 (0)	0 (0)	8 (0)	35 (0)	29 (0)	0 (0)	0 (0)	NS	72 (0)
Pink Salmon	0.0000 (0.0000)	0 (0)	0 (0)	0 (0)	0 (0)	0 (0)	0 (0)	0 (0)	0 (0)	0 (0)	0 (0)	NS	0 (0)
Pumpkinseed	0.0000 (0.0000)	0 (0)	0 (0)	0 (0)	0 (0)	0 (0)	0 (0)	0 (0)	0 (0)	0 (0)	0 (0)	NS	0 (0)
Rainbow Trout	0.0001 (0.0006)	0 (0)	0 (0)	0 (0)	0 (0)	0 (0)	26 (38)	0 (0)	0 (0)	0 (0)	6 (0)	NS	32 (38)
Rock Bass	0.0000 (0.0000)	0 (0)	0 (0)	0 (0)	0 (0)	0 (0)	0 (0)	0 (0)	0 (0)	0 (0)	0 (0)	NS	0 (0)
Round whitefish	0.0000 (0.0000)	0 (0)	0 (0)	0 (0)	0 (0)	0 (0)	0 (0)	0 (0)	0 (0)	0 (0)	0 (0)	NS	0 (0)
Smallmouth bass	0.0008 (0.0030)	0 (0)	0 (0)	0 (0)	0 (0)	0 (0)	94 (187)	0 (0)	132 (260)	6 (11)	0 (0)	NS	231 (320)
Walleye	0.2912 (0.0738)	1,847 (1,941)	2,525 (2,194)	1,191 (1,614)	6,426 (3,671)	10,877 (7,077)	37,737 (11,809)	19,762 (8,410)	7,906 (3,666)	1,343 (832)	36 (43)	NS	89,651 (17,093)
White bass	0.0000 (0.0196)	0 (0)	0 (0)	0 (0)	0 (0)	0 (0)	15 (17)	0 (0)	0 (0)	0 (0)	0 (0)	NS	15 (17)
White perch	0.0000 (0.0000)	0 (0)	0 (0)	0 (0)	0 (0)	0 (0)	0 (0)	0 (0)	0 (0)	0 (0)	0 (0)	NS	0 (0)
Yellow perch	0.1310 (0.0723)	10,338 (9,248)	8,644 (5,271)	5,302 (7,279)	13,077 (12,517)	0 (0)	960 (1,200)	1,351 (1,912)	315 (580)	222 (182)	127 (204)	NS	40,336 (17,365)
Angler Hours		32,788 (14,813)	35,693 (9,345)	12,882 (12,633)	27,747 (14,953)	21,494 (12,731)	68,103 (20,396)	64,115 (26,023)	30,227 (13,391)	13,519 (6,266)	1,301 (901)	NS	307,870 (131,453)
Angler Trips		6,908 (3,408)	8,547 (1,975)	3,068 (3,380)	7,686 (4,284)	4,664 (2,764)	12,494 (4,155)	11,323 (4,670)	5,529 (2,552)	2,514 (1,292)	376 (305)	NS	63,109 (67,483)
Angler Days		5,677 (2,921)	7,682 (1,817)	2,956 (3,241)	6,648 (3,717)	4,229 (2,496)	11,884 (3,911)	10,787 (4,542)	5,478 (2,535)	2,374 (1,244)	376 (305)	NS	58,091 (66,777)

Table B.208.--Saganing Creek to mouth of Saginaw River (Site 260) for 2009. "NS" means not sampled.

Species	Harvest per hour	Jan	Feb	Mar	Apr	May	Jun	Jul	Aug	Sep	Oct	Nov	Season
Brown Trout	0.0000 (0.0000)	0 (0)	0 (0)	0 (0)	0 (0)	0 (0)	0 (0)	0 (0)	0 (0)	0 (0)	0 (0)	NS	0 (0)
Channel Catfish	0.0137 (0.0404)	0 (0)	0 (0)	0 (0)	0 (0)	155 (307)	392 (708)	2,874 (3,360)	0 (0)	2,798 (5,307)	0 (0)	NS	6,218 (6,329)
Chinook Salmon	0.0000 (0.0000)	0 (0)	0 (0)	0 (0)	0 (0)	0 (0)	0 (0)	0 (0)	0 (0)	0 (0)	0 (0)	NS	0 (0)
Coho Salmon	0.0000 (0.0000)	0 (0)	0 (0)	0 (0)	0 (0)	0 (0)	0 (0)	0 (0)	0 (0)	0 (0)	0 (0)	NS	0 (0)
Freshwater Drum	0.0002 (0.0024)	0 (0)	0 (0)	0 (0)	0 (0)	0 (0)	0 (0)	22 (45)	86 (174)	0 (0)	0 (0)	NS	109 (179)
Lake Trout	0.0000 (0.0000)	0 (0)	0 (0)	0 (0)	0 (0)	0 (0)	0 (0)	0 (0)	0 (0)	0 (0)	0 (0)	NS	0 (0)
Lake Whitefish	0.0000 (0.0000)	0 (0)	0 (0)	0 (0)	0 (0)	0 (0)	0 (0)	0 (0)	0 (0)	0 (0)	0 (0)	NS	0 (0)
Largemouth Bass	0.0000 (0.0000)	0 (0)	0 (0)	0 (0)	0 (0)	0 (0)	0 (0)	0 (0)	0 (0)	0 (0)	0 (0)	NS	0 (0)
Muskellunge	0.0000 (0.0000)	0 (0)	0 (0)	0 (0)	0 (0)	0 (0)	0 (0)	0 (0)	0 (0)	0 (0)	0 (0)	NS	0 (0)
Northern Pike	0.0000 (0.0009)	0 (0)	0 (0)	0 (0)	0 (0)	0 (0)	0 (0)	22 (45)	0 (0)	0 (0)	0 (0)	NS	22 (45)
Other	0.0000 (0.0000)	0 (0)	0 (0)	0 (0)	0 (0)	0 (0)	0 (0)	0 (0)	0 (0)	0 (0)	0 (0)	NS	0 (0)
Pink Salmon	0.0000 (0.0000)	0 (0)	0 (0)	0 (0)	0 (0)	0 (0)	0 (0)	0 (0)	0 (0)	0 (0)	0 (0)	NS	0 (0)
Pumpkinseed	0.0000 (0.0000)	0 (0)	0 (0)	0 (0)	0 (0)	0 (0)	0 (0)	0 (0)	0 (0)	0 (0)	0 (0)	NS	0 (0)
Rainbow Trout	0.0000 (0.0000)	0 (0)	0 (0)	0 (0)	0 (0)	0 (0)	0 (0)	0 (0)	0 (0)	0 (0)	0 (0)	NS	0 (0)
Rock Bass	0.0000 (0.0000)	0 (0)	0 (0)	0 (0)	0 (0)	0 (0)	0 (0)	0 (0)	0 (0)	0 (0)	0 (0)	NS	0 (0)
Round whitefish	0.0006 (0.0020)	100 (201)	189 (365)	0 (0)	0 (0)	0 (0)	0 (0)	0 (0)	0 (0)	0 (0)	0 (0)	NS	289 (416)
Smallmouth bass	0.0001 (0.0016)	0 (0)	0 (0)	0 (0)	0 (0)	0 (0)	0 (0)	41 (83)	0 (0)	0 (0)	0 (0)	NS	41 (83)
Walleye	0.1994 (0.0667)	22,860 (21,485)	17,681 (10,033)	1,625 (1,987)	1,242 (962)	7,051 (5,166)	18,272 (10,070)	16,407 (6,740)	3,527 (2,451)	1,525 (1,899)	4 (8)	NS	90,194 (22,676)
White bass	0.0001 (0.0008)	0 (0)	46 (92)	0 (0)	0 (0)	0 (0)	0 (0)	0 (0)	0 (0)	0 (0)	0 (0)	NS	46 (92)
White perch	0.0000 (0.0000)	0 (0)	0 (0)	0 (0)	0 (0)	0 (0)	0 (0)	0 (0)	0 (0)	0 (0)	0 (0)	NS	0 (0)
Yellow perch	0.0468 (0.0262)	267 (523)	5,091 (6,399)	7,239 (6,532)	882 (1,654)	0 (0)	183 (363)	238 (278)	3,933 (4,633)	1,190 (1,431)	2,149 (2,431)	NS	21,172 (9,748)
Angler Hours		109,825 (73,595)	119,941 (59,371)	30,128 (36,033)	6,787 (5,075)	24,306 (17,333)	54,114 (27,884)	52,673 (19,171)	22,246 (11,960)	30,462 (14,104)	1,940 (1,461)	NS	452,422 (265,987)
Angler Trips		21,973 (14,810)	20,570 (10,433)	5,585 (6,217)	1,271 (1,043)	3,981 (2,965)	8,245 (4,447)	9,105 (3,320)	3,758 (2,198)	5,295 (2,500)	397 (302)	NS	80,180 (189,807)
Angler Days		18,048 (12,332)	18,721 (9,718)	5,585 (6,217)	1,271 (1,043)	3,981 (2,965)	8,245 (4,447)	8,993 (3,312)	3,758 (2,198)	5,295 (2,500)	397 (302)	NS	74,294 (189,799)

Table B.209.—Saginaw River — mouth to confluence with Tittabawassee River (Site 355) for 2009. “NS” means not sampled; “*” indicates no creel was performed and only charter data were obtained.

Species	Harvest per hour	Jan	Feb	Mar	Apr	May	Jun	Jul	Aug	Sep	Oct	Nov	Dec	Season
Black crappie	0.0000 (0.0000)	0 (0)	0 (0)	0 (0)	NS	NS	NS	NS	NS	NS	NS	NS	NS	0 (0)
Bluegill	0.0000 (0.0000)	0 (0)	0 (0)	0 (0)	NS	NS	NS	NS	NS	NS	NS	NS	NS	0 (0)
Channel Catfish	0.0000 (0.0000)	0 (0)	0 (0)	0 (0)	NS	NS	NS	NS	NS	NS	NS	NS	NS	0 (0)
Common white sucker	0.0000 (0.0000)	0 (0)	0 (0)	0 (0)	NS	NS	NS	NS	NS	NS	NS	NS	NS	0 (0)
Freshwater Drum	0.0000 (0.0000)	0 (0)	0 (0)	0 (0)	NS	NS	NS	NS	NS	NS	NS	NS	NS	0 (0)
Lake Trout	0.0000 (0.0000)	0 (0)	0 (0)	0 (0)	NS	NS	NS	NS	NS	NS	NS	NS	NS	0 (0)
Lake Whitefish	0.0000 (0.0000)	0 (0)	0 (0)	0 (0)	NS	NS	NS	NS	NS	NS	NS	NS	NS	0 (0)
Largemouth Bass	0.0000 (0.0000)	0 (0)	0 (0)	0 (0)	NS	NS	NS	NS	NS	NS	NS	NS	NS	0 (0)
Northern Pike	0.0000 (0.0000)	0 (0)	0 (0)	0 (0)	NS	NS	NS	NS	NS	NS	NS	NS	NS	0 (0)
Other	0.0000 (0.0000)	0 (0)	0 (0)	0 (0)	NS	NS	NS	NS	*1 (0)	NS	NS	NS	NS	1 (0)
Pumpkinseed	0.0000 (0.0000)	0 (0)	0 (0)	0 (0)	NS	NS	NS	NS	NS	NS	NS	NS	NS	0 (0)
Rainbow Trout	0.0000 (0.0000)	0 (0)	0 (0)	0 (0)	NS	NS	NS	NS	NS	NS	NS	NS	NS	0 (0)
Rock Bass	0.0000 (0.0000)	0 (0)	0 (0)	0 (0)	NS	NS	NS	NS	NS	NS	NS	NS	NS	0 (0)
Smallmouth bass	0.0000 (0.0000)	0 (0)	0 (0)	0 (0)	NS	NS	NS	NS	NS	NS	NS	NS	NS	0 (0)
Walleye	0.0398 (0.0263)	1,611 (1,545)	1,565 (1,415)	2,341 (2,448)	NS	*15 (0)	NS	NS	NS	NS	NS	NS	NS	5,532 (3,222)
White bass	0.0000 (0.0000)	0 (0)	0 (0)	0 (0)	NS	NS	NS	NS	NS	NS	NS	NS	NS	0 (0)
White perch	0.0000 (0.0000)	0 (0)	0 (0)	0 (0)	NS	NS	NS	NS	NS	NS	NS	NS	NS	0 (0)
Yellow perch	0.2615 (0.1722)	13,658 (10,073)	21,706 (18,497)	857 (1,234)	NS	NS	NS	NS	NS	NS	NS	NS	NS	36,221 (21,098)
Angler Hours		81,708 (31,810)	40,189 (24,075)	16,617 (14,668)	NS	*7 (0)	NS	NS	*7 (0)	NS	NS	NS	NS	138,528 (42,505)
Angler Trips		18,818 (6,917)	10,040 (5,962)	2,851 (2,302)	NS	*1 (0)	NS	NS	*1 (0)	NS	NS	NS	NS	31,709 (9,418)
Angler Days		18,818 (6,917)	10,040 (5,962)	2,851 (2,302)	NS	2 (0)	NS	NS	2 (0)	NS	NS	NS	NS	31,713 (9,418)

Table B.210.—Tittabawassee River — Dow Dam to confluence with the Saginaw River (Site 401) for 2009. “NS” means not sampled; “-” means an estimate was incalculable.

Species	Harvest per hour	Jan	Feb	Mar	Apr	May	Jun	Jul	Aug	Sep	Oct	Nov	Dec	Season
Black crappie	0.0000 (0.0000)	0 (0)	0 (0)	0 (0)	0 (0)	0 (0)	NS	NS	NS	NS	NS	NS	NS	0 (0)
Bluegill	0.0000 (0.0000)	0 (0)	0 (0)	0 (0)	0 (0)	0 (0)	NS	NS	NS	NS	NS	NS	NS	0 (0)
Channel Catfish	0.0137 (0.0136)	0 (0)	0 (0)	0 (0)	0 (0)	300 (287)	NS	NS	NS	NS	NS	NS	NS	300 (287)
Common white sucker	0.0000 (0.0000)	0 (0)	0 (0)	0 (0)	0 (0)	0 (0)	NS	NS	NS	NS	NS	NS	NS	0 (0)
Freshwater Drum	0.0066 (0.0094)	0 (0)	0 (0)	0 (0)	0 (0)	145 (203)	NS	NS	NS	NS	NS	NS	NS	145 (203)
Northern Pike	0.0021 (0.0030)	0 (0)	0 (0)	0 (0)	0 (0)	46 (65)	NS	NS	NS	NS	NS	NS	NS	46 (65)
Other	0.0000 (0.0000)	0 (0)	0 (0)	0 (0)	0 (0)	0 (0)	NS	NS	NS	NS	NS	NS	NS	0 (0)
Pumpkinseed	0.0000 (0.0000)	0 (0)	0 (0)	0 (0)	0 (0)	0 (0)	NS	NS	NS	NS	NS	NS	NS	0 (0)
Rainbow Trout	0.0000 (0.0000)	0 (0)	0 (0)	0 (0)	0 (0)	0 (0)	NS	NS	NS	NS	NS	NS	NS	0 (0)
Rock Bass	0.0000 (0.0000)	0 (0)	0 (0)	0 (0)	0 (0)	0 (0)	NS	NS	NS	NS	NS	NS	NS	0 (0)
Smallmouth bass	0.0006 (0.0011)	0 (0)	0 (0)	0 (0)	0 (0)	13 (23)	NS	NS	NS	NS	NS	NS	NS	13 (23)
Walleye	0.1895 (0.0667)	0 (0)	0 (0)	2,193 (-)	207 (294)	1,760 (898)	NS	NS	NS	NS	NS	NS	NS	4,160 (945)
White bass	0.0201 (0.0187)	0 (0)	0 (0)	0 (0)	0 (0)	441 (393)	NS	NS	NS	NS	NS	NS	NS	441 (393)
White perch	0.0005 (0.0011)	0 (0)	0 (0)	0 (0)	0 (0)	12 (23)	NS	NS	NS	NS	NS	NS	NS	12 (23)
Yellow perch	0.0000 (0.0000)	0 (0)	0 (0)	0 (0)	0 (0)	0 (0)	NS	NS	NS	NS	NS	NS	NS	0 (0)
Angler Hours		100 (110)	280 (262)	6,992 (351)	1,076 (660)	13,504 (5,854)	NS	NS	NS	NS	NS	NS	NS	21,951 (5,908)
Angler Trips		- (-)	76 (72)	2,817 (-)	153 (119)	3,241 (1,429)	NS	NS	NS	NS	NS	NS	NS	6,287 (1,436)
Angler Days		- (-)	76 (72)	2,817 (-)	152 (118)	2,929 (1,315)	NS	NS	NS	NS	NS	NS	NS	5,974 (1,323)

Table B.211.—Essexville to mouth of Saginaw River (Site 356) for 2009. “NS” means not sampled; “–” means an estimate was incalculable.

Species	Harvest per hour	Jan	Feb	Mar	Apr	May	Jun	Jul	Aug	Sep	Oct	Nov	Season
Brown Trout	0.0000 (0.0000)	0 (0)	0 (0)	0 (0)	0 (0)	0 (0)	0 (0)	0 (0)	0 (0)	0 (0)	0 (0)	NS	0 (0)
Channel Catfish	0.0363 (0.0513)	0 (0)	0 (0)	0 (0)	0 (0)	0 (0)	1,009 (1,516)	1,140 (1,875)	153 (303)	426 (738)	0 (0)	NS	2,728 (2,540)
Chinook Salmon	0.0000 (0.0000)	0 (0)	0 (0)	0 (0)	0 (0)	0 (0)	0 (0)	0 (0)	0 (0)	0 (0)	0 (0)	NS	0 (0)
Coho Salmon	0.0000 (0.0000)	0 (0)	0 (0)	0 (0)	0 (0)	0 (0)	0 (0)	0 (0)	0 (0)	0 (0)	0 (0)	NS	0 (0)
Freshwater Drum	0.0000 (0.0013)	0 (0)	0 (0)	0 (0)	0 (0)	0 (0)	0 (0)	0 (0)	0 (0)	3 (6)	0 (0)	NS	3 (6)
Lake Trout	0.0000 (0.0000)	0 (0)	0 (0)	0 (0)	0 (0)	0 (0)	0 (0)	0 (0)	0 (0)	0 (0)	0 (0)	NS	0 (0)
Lake Whitefish	0.0000 (0.0000)	0 (0)	0 (0)	0 (0)	0 (0)	0 (0)	0 (0)	0 (0)	0 (0)	0 (0)	0 (0)	NS	0 (0)
Largemouth Bass	0.0013 (0.0205)	0 (0)	0 (0)	0 (0)	0 (0)	101 (206)	0 (0)	0 (0)	0 (0)	0 (0)	0 (0)	NS	101 (206)
Muskellunge	0.0000 (0.0000)	0 (0)	0 (0)	0 (0)	0 (0)	0 (0)	0 (0)	0 (0)	0 (0)	0 (0)	0 (0)	NS	0 (0)
Northern Pike	0.0000 (0.0000)	0 (0)	0 (0)	0 (0)	0 (0)	0 (0)	0 (0)	0 (0)	0 (0)	0 (0)	0 (0)	NS	0 (0)
Other	0.0000 (0.0000)	0 (0)	0 (0)	0 (0)	0 (0)	0 (0)	0 (0)	0 (0)	0 (0)	0 (0)	0 (0)	NS	0 (0)
Pink Salmon	0.0000 (0.0000)	0 (0)	0 (0)	0 (0)	0 (0)	0 (0)	0 (0)	0 (0)	0 (0)	0 (0)	0 (0)	NS	0 (0)
Pumpkinseed	0.0000 (0.0000)	0 (0)	0 (0)	0 (0)	0 (0)	0 (0)	0 (0)	0 (0)	0 (0)	0 (0)	0 (0)	NS	0 (0)
Rainbow Trout	0.0000 (0.0000)	0 (0)	0 (0)	0 (0)	0 (0)	0 (0)	0 (0)	0 (0)	0 (0)	0 (0)	0 (0)	NS	0 (0)
Rock Bass	0.0000 (0.0000)	0 (0)	0 (0)	0 (0)	0 (0)	0 (0)	0 (0)	0 (0)	0 (0)	0 (0)	0 (0)	NS	0 (0)
Round whitefish	0.0000 (0.0000)	0 (0)	0 (0)	0 (0)	0 (0)	0 (0)	0 (0)	0 (0)	0 (0)	0 (0)	0 (0)	NS	0 (0)
Smallmouth bass	0.0007 (0.0239)	0 (0)	0 (0)	0 (0)	0 (0)	0 (0)	0 (0)	0 (0)	52 (97)	0 (0)	0 (0)	NS	52 (97)
Walleye	0.4329 (0.1709)	0 (0)	2,379 (3,450)	2,721 (3,338)	74 (104)	4,744 (2,934)	10,747 (5,701)	9,872 (5,546)	1,538 (922)	467 (461)	21 (21)	NS	32,563 (9,741)
White bass	– (–)	0 (0)	0 (0)	0 (0)	0 (0)	0 (0)	0 (0)	0 (0)	0 (0)	0 (0)	3 (8)	NS	– (–)
White perch	0.0000 (0.0000)	0 (0)	0 (0)	0 (0)	0 (0)	0 (0)	0 (0)	0 (0)	0 (0)	0 (0)	0 (0)	NS	0 (0)
Yellow perch	0.0522 (0.0505)	0 (0)	0 (0)	1,475 (979)	391 (726)	20 (40)	0 (0)	951 (1,446)	107 (131)	846 (792)	140 (338)	NS	3,930 (2,026)
Angler Hours		706 (309)	5,042 (6,505)	4,179 (3,983)	2,492 (2,615)	10,507 (6,516)	20,353 (9,171)	22,166 (10,713)	4,178 (1,882)	4,951 (2,043)	642 (0)	NS	75,215 (43,738)
Angler Trips		0 (0)	829 (1,105)	1,052 (1,037)	757 (544)	1,886 (1,134)	3,881 (1,865)	3,954 (1,969)	732 (347)	847 (367)	44 (0)	NS	13,982 (19,094)
Angler Days		0 (0)	829 (1,105)	1,052 (1,037)	757 (544)	1,886 (1,134)	3,881 (1,865)	3,954 (1,969)	732 (347)	847 (367)	44 (0)	NS	13,982 (19,094)

Table B.212.--Quanicassee to Sebewaing (Site 278) for 2009. "NS" means not sampled.

Species	Harvest per hour	Jan	Feb	Mar	Apr	May	Jun	Jul	Aug	Sep	Oct	Nov	Season
Brown Trout	0.0000 (0.0000)	0 (0)	0 (0)	0 (0)	0 (0)	0 (0)	0 (0)	0 (0)	0 (0)	0 (0)	0 (0)	NS	0 (0)
Channel Catfish	0.0059 (0.0069)	0 (0)	0 (0)	0 (0)	4 (7)	195 (305)	426 (382)	178 (268)	52 (107)	38 (52)	0 (0)	NS	892 (501)
Chinook Salmon	0.0000 (0.0000)	0 (0)	0 (0)	0 (0)	0 (0)	0 (0)	0 (0)	0 (0)	0 (0)	0 (0)	0 (0)	NS	0 (0)
Coho Salmon	0.0000 (0.0000)	0 (0)	0 (0)	0 (0)	0 (0)	0 (0)	0 (0)	0 (0)	0 (0)	0 (0)	0 (0)	NS	0 (0)
Freshwater Drum	0.0014 (0.0056)	0 (0)	0 (0)	0 (0)	19 (36)	72 (113)	124 (200)	0 (0)	0 (0)	0 (0)	0 (0)	NS	214 (232)
Lake Trout	0.0001 (0.0091)	12 (23)	0 (0)	0 (0)	0 (0)	0 (0)	0 (0)	0 (0)	0 (0)	0 (0)	0 (0)	NS	12 (23)
Lake Whitefish	0.0000 (0.0000)	0 (0)	0 (0)	0 (0)	0 (0)	0 (0)	0 (0)	0 (0)	0 (0)	0 (0)	0 (0)	NS	0 (0)
Largemouth Bass	0.0001 (0.0008)	0 (0)	0 (0)	0 (0)	0 (0)	8 (13)	9 (19)	0 (0)	0 (0)	0 (0)	0 (0)	NS	17 (23)
Muskellunge	0.0000 (0.0000)	0 (0)	0 (0)	0 (0)	0 (0)	0 (0)	0 (0)	0 (0)	0 (0)	0 (0)	0 (0)	NS	0 (0)
Northern Pike	0.0030 (0.0039)	323 (301)	0 (0)	0 (0)	0 (0)	31 (37)	23 (33)	59 (88)	0 (0)	12 (23)	0 (0)	NS	448 (318)
Other	0.0007 (0.0000)	0 (0)	0 (0)	0 (0)	0 (0)	81 (0)	7 (0)	9 (0)	6 (0)	0 (0)	0 (0)	NS	103 (0)
Pink Salmon	0.0000 (0.0000)	0 (0)	0 (0)	0 (0)	0 (0)	0 (0)	0 (0)	0 (0)	0 (0)	0 (0)	0 (0)	NS	0 (0)
Pumpkinseed	0.0000 (0.6682)	0 (0)	0 (0)	0 (0)	0 (0)	0 (0)	0 (0)	0 (0)	5 (11)	0 (0)	0 (0)	NS	5 (11)
Rainbow Trout	0.0000 (0.0000)	0 (0)	0 (0)	0 (0)	0 (0)	0 (0)	0 (0)	0 (0)	0 (0)	0 (0)	0 (0)	NS	0 (0)
Rock Bass	0.0000 (0.0000)	0 (0)	0 (0)	0 (0)	0 (0)	0 (0)	0 (0)	0 (0)	0 (0)	0 (0)	0 (0)	NS	0 (0)
Round whitefish	0.0007 (0.0020)	22 (40)	87 (114)	0 (0)	0 (0)	0 (0)	0 (0)	0 (0)	0 (0)	0 (0)	0 (0)	NS	108 (105)
Smallmouth bass	0.0000 (0.0000)	0 (0)	0 (0)	0 (0)	0 (0)	0 (0)	0 (0)	0 (0)	0 (0)	0 (0)	0 (0)	NS	0 (0)
Walleye	0.3525 (0.1194)	6,831 (4,909)	8,818 (5,028)	84 (160)	119 (210)	8,582 (6,258)	16,682 (8,020)	9,139 (5,461)	2,214 (1,701)	606 (506)	0 (0)	NS	53,076 (13,103)
White bass	0.0001 (0.0006)	0 (0)	0 (0)	0 (0)	0 (0)	0 (0)	9 (19)	0 (0)	0 (0)	0 (0)	0 (0)	NS	9 (19)
White perch	0.0007 (0.0640)	0 (0)	107 (193)	0 (0)	0 (0)	0 (0)	0 (0)	0 (0)	0 (0)	0 (0)	0 (0)	NS	107 (193)
Yellow perch	0.0453 (0.0281)	3,748 (4,600)	541 (697)	805 (1,495)	122 (168)	271 (230)	446 (265)	114 (122)	107 (116)	551 (619)	117 (182)	NS	6,822 (3,834)
Angler Hours		18,984 (10,462)	40,754 (23,056)	7,350 (1,434)	912 (368)	14,014 (9,872)	31,066 (15,210)	23,066 (13,950)	9,493 (6,248)	4,577 (3,438)	340 (263)	NS	150,556 (84,301)
Angler Trips		3,338 (1,904)	6,463 (3,761)	1,050 (0)	299 (181)	3,420 (2,534)	6,054 (2,965)	4,184 (2,507)	2,044 (1,421)	940 (730)	85 (79)	NS	27,877 (45,558)
Angler Days		3,576 (2,012)	6,777 (3,966)	1,276 (0)	401 (277)	3,369 (2,484)	6,049 (2,965)	4,184 (2,507)	2,044 (1,421)	935 (720)	85 (79)	NS	28,696 (45,497)

Table B.213.--Sebewaing to Sand Point (Site 288) for 2009. "NS" means not sampled.

Species	Harvest per hour	Jan	Feb	Mar	Apr	May	Jun	Jul	Aug	Sep	Oct	Nov	Season
Brown Trout	0.0000 (0.0000)	0 (0)	0 (0)	0 (0)	0 (0)	0 (0)	0 (0)	0 (0)	0 (0)	0 (0)	0 (0)	NS	0 (0)
Channel Catfish	0.0253 (0.0320)	0 (0)	0 (0)	0 (0)	0 (0)	1,729 (1,888)	1,242 (1,033)	454 (426)	0 (0)	12 (25)	0 (0)	NS	3,437 (2,194)
Chinook Salmon	0.0000 (0.0000)	0 (0)	0 (0)	0 (0)	0 (0)	0 (0)	0 (0)	0 (0)	0 (0)	0 (0)	0 (0)	NS	0 (0)
Coho Salmon	0.0000 (0.0000)	0 (0)	0 (0)	0 (0)	0 (0)	0 (0)	0 (0)	0 (0)	0 (0)	0 (0)	0 (0)	NS	0 (0)
Freshwater Drum	0.0015 (0.0059)	0 (0)	0 (0)	0 (0)	0 (0)	15 (31)	0 (0)	188 (235)	0 (0)	0 (0)	0 (0)	NS	203 (237)
Lake Trout	0.0000 (0.0000)	0 (0)	0 (0)	0 (0)	0 (0)	0 (0)	0 (0)	0 (0)	0 (0)	0 (0)	0 (0)	NS	0 (0)
Lake Whitefish	0.0000 (0.0000)	0 (0)	0 (0)	0 (0)	0 (0)	0 (0)	0 (0)	0 (0)	0 (0)	0 (0)	0 (0)	NS	0 (0)
Largemouth Bass	0.0011 (0.0329)	0 (0)	0 (0)	0 (0)	0 (0)	153 (305)	0 (0)	0 (0)	0 (0)	0 (0)	0 (0)	NS	153 (305)
Muskellunge	0.0000 (0.0000)	0 (0)	0 (0)	0 (0)	0 (0)	0 (0)	0 (0)	0 (0)	0 (0)	0 (0)	0 (0)	NS	0 (0)
Northern Pike	0.0133 (0.0955)	0 (0)	1,763 (2,708)	0 (0)	0 (0)	42 (66)	0 (0)	0 (0)	0 (0)	0 (0)	0 (0)	NS	1,805 (2,709)
Other	0.0000 (0.0000)	0 (0)	0 (0)	0 (0)	0 (0)	0 (0)	0 (0)	0 (0)	0 (0)	0 (0)	0 (0)	NS	0 (0)
Pink Salmon	0.0000 (0.0000)	0 (0)	0 (0)	0 (0)	0 (0)	0 (0)	0 (0)	0 (0)	0 (0)	0 (0)	0 (0)	NS	0 (0)
Pumpkinseed	0.0023 (0.0223)	0 (0)	315 (578)	0 (0)	0 (0)	0 (0)	0 (0)	0 (0)	0 (0)	0 (0)	0 (0)	NS	315 (498)
Rainbow Trout	0.0000 (0.0000)	0 (0)	0 (0)	0 (0)	0 (0)	0 (0)	0 (0)	0 (0)	0 (0)	0 (0)	0 (0)	NS	0 (0)
Rock Bass	0.0065 (0.0225)	0 (0)	42 (65)	789 (1,521)	0 (0)	46 (92)	11 (22)	0 (0)	0 (0)	0 (0)	0 (0)	NS	888 (1,231)
Round whitefish	0.0000 (0.0000)	0 (0)	0 (0)	0 (0)	0 (0)	0 (0)	0 (0)	0 (0)	0 (0)	0 (0)	0 (0)	NS	0 (0)
Smallmouth bass	0.0008 (0.0052)	0 (0)	0 (0)	0 (0)	0 (0)	0 (0)	11 (22)	0 (0)	0 (0)	95 (170)	0 (0)	NS	106 (171)
Walleye	0.2623 (0.2096)	0 (0)	0 (0)	0 (0)	0 (0)	4,804 (4,955)	16,555 (8,966)	12,648 (7,712)	1,093 (670)	483 (500)	0 (0)	NS	35,582 (12,850)
White bass	0.0001 (0.0007)	0 (0)	0 (0)	0 (0)	0 (0)	0 (0)	11 (22)	0 (0)	0 (0)	0 (0)	0 (0)	NS	11 (22)
White perch	0.0000 (0.0000)	0 (0)	0 (0)	0 (0)	0 (0)	0 (0)	0 (0)	0 (0)	0 (0)	0 (0)	0 (0)	NS	0 (0)
Yellow perch	0.3119 (0.1969)	19,159 (20,208)	18,611 (16,604)	3,044 (3,265)	152 (275)	0 (0)	44 (52)	78 (97)	60 (65)	1,147 (1,263)	15 (0)	NS	42,311 (20,233)
Angler Hours		16,474 (9,284)	23,123 (11,866)	12,661 (13,920)	206 (340)	10,248 (9,629)	30,456 (15,659)	33,640 (20,219)	4,944 (2,547)	3,916 (2,913)	8 (0)	NS	135,677 (86,376)
Angler Trips		3,867 (3,507)	7,480 (4,249)	3,111 (3,494)	46 (78)	2,540 (2,384)	6,326 (3,296)	6,522 (3,867)	1,051 (588)	798 (601)	1 (0)	NS	31,742 (46,147)
Angler Days		4,608 (3,957)	7,480 (4,249)	3,115 (3,494)	48 (83)	2,540 (2,384)	6,299 (3,279)	6,443 (3,816)	1,012 (568)	770 (584)	1 (0)	NS	32,316 (46,040)

Table B.214.—Caseville (Site 290) for 2009. “NS” means not sampled; “-” means an estimate was incalculable.

Species	Harvest per hour	Jan	Feb	Mar	Apr	May	Jun	Jul	Aug	Sep	Oct	Nov	Season
Brown Trout	(0.0000)	0	0	0	0	0	0	0	0	0	0	NS	0
	(0.0000)	(0)	(0)	(0)	(0)	(0)	(0)	(0)	(0)	(0)	(0)		(0)
Channel Catfish	0.0010	0	0	0	0	22	0	0	0	0	0	NS	22
	(0.0927)	(0)	(0)	(0)	(0)	(44)	(0)	(0)	(0)	(0)	(0)		(44)
Chinook Salmon	0.0000	0	0	0	0	0	0	0	0	0	0	NS	0
	(0.0000)	(0)	(0)	(0)	(0)	(0)	(0)	(0)	(0)	(0)	(0)		(0)
Coho Salmon	0.0000	0	0	0	0	0	0	0	0	0	0	NS	0
	(0.0000)	(0)	(0)	(0)	(0)	(0)	(0)	(0)	(0)	(0)	(0)		(0)
Freshwater Drum	0.0000	0	0	0	0	0	0	0	0	0	0	NS	0
	(0.0000)	(0)	(0)	(0)	(0)	(0)	(0)	(0)	(0)	(0)	(0)		(0)
Lake Trout	0.0004	0	0	10	0	0	0	0	0	0	0	NS	10
	(0.1208)	(0)	(0)	(16)	(0)	(0)	(0)	(0)	(0)	(0)	(0)		(16)
Lake Whitefish	0.0001	0	0	3	0	0	0	0	0	0	0	NS	3
	(0.0504)	(0)	(0)	(7)	(0)	(0)	(0)	(0)	(0)	(0)	(0)		(7)
Largemouth Bass	0.0000	0	0	0	0	0	0	0	0	0	0	NS	0
	(0.0000)	(0)	(0)	(0)	(0)	(0)	(0)	(0)	(0)	(0)	(0)		(0)
Muskellunge	0.0000	0	0	0	0	0	0	0	0	0	0	NS	0
	(0.0000)	(0)	(0)	(0)	(0)	(0)	(0)	(0)	(0)	(0)	(0)		(0)
Northern Pike	0.0004	8	0	0	0	0	0	0	0	0	0	NS	8
	(0.0099)	(13)	(0)	(0)	(0)	(0)	(0)	(0)	(0)	(0)	(0)		(13)
Other	-	0	0	0	66	0	0	0	0	0	0	NS	-
	(-)	(0)	(0)	(0)	(0)	(0)	(0)	(0)	(0)	(0)	(0)		(-)
Pink Salmon	0.0000	0	0	0	0	0	0	0	0	0	0	NS	0
	(0.0000)	(0)	(0)	(0)	(0)	(0)	(0)	(0)	(0)	(0)	(0)		(0)
Pumpkinseed	0.0000	0	0	0	0	0	0	0	0	0	0	NS	0
	(0.0000)	(0)	(0)	(0)	(0)	(0)	(0)	(0)	(0)	(0)	(0)		(0)
Rainbow Trout	0.0000	0	0	0	0	0	0	0	0	0	0	NS	0
	(0.0000)	(0)	(0)	(0)	(0)	(0)	(0)	(0)	(0)	(0)	(0)		(0)
Rock Bass	0.0000	0	0	0	0	0	0	0	0	0	0	NS	0
	(0.0000)	(0)	(0)	(0)	(0)	(0)	(0)	(0)	(0)	(0)	(0)		(0)
Round whitefish	0.0000	0	0	0	0	0	0	0	0	0	0	NS	0
	(0.0000)	(0)	(0)	(0)	(0)	(0)	(0)	(0)	(0)	(0)	(0)		(0)
Smallmouth bass	0.0000	0	0	0	0	0	0	0	0	0	0	NS	0
	(0.0000)	(0)	(0)	(0)	(0)	(0)	(0)	(0)	(0)	(0)	(0)		(0)
Walleye	0.0643	0	0	0	0	0	0	281	1,213	0	0	NS	1,495
	(0.2190)	(0)	(1)	(0)	(0)	(0)	(0)	(407)	(2,691)	(0)	(0)		(2,722)
White bass	0.0000	0	0	0	0	0	0	0	0	0	0	NS	0
	(0.0000)	(0)	(0)	(0)	(0)	(0)	(0)	(0)	(0)	(0)	(0)		(0)
White perch	0.0000	0	0	0	0	0	0	0	0	0	0	NS	0
	(0.0000)	(0)	(0)	(0)	(0)	(0)	(0)	(0)	(0)	(0)	(0)		(0)
Yellow perch	0.1267	904	1,083	590	320	0	0	0	0	0	46	NS	2,943
	(0.4405)	(775)	(1,109)	(981)	(523)	(0)	(0)	(0)	(0)	(0)	(93)		(1,460)
Angler Hours		2,090	800	466	681	1,160	2,461	3,936	10,534	1,069	39	NS	23,235
		(1,292)	(638)	(563)	(647)	(946)	(2,136)	(829)	(13,314)	(538)	(77)		(20,981)
Angler Trips		498	170	108	433	369	573	1,039	3,809	304	19	NS	7,322
		(315)	(140)	(132)	(270)	(0)	(526)	(92)	(5,178)	(150)	(43)		(9,129)
Angler Days		481	167	108	340	344	530	888	3,809	304	13	NS	6,984
		(310)	(137)	(132)	(218)	(0)	(504)	(58)	(5,178)	(150)	(30)		(9,060)

Table B.215.--Sand Point to Port Austin (site 236) for 2009. "NS" means not sampled; "--" means an estimate was incalculable.

Species	Harvest per hour	Jan	Feb	Mar	Apr	May	Jun	Jul	Aug	Sep	Oct	Nov	Season
Brown Trout	0.0002 (0.0798)	0 (0)	0 (0)	0 (0)	5 (11)	0 (0)	0 (0)	0 (0)	0 (0)	0 (0)	0 (0)	NS	5 (11)
Channel Catfish	0.0004 (0.0861)	0 (0)	0 (0)	0 (0)	0 (0)	0 (0)	0 (0)	0 (0)	0 (0)	10 (16)	0 (0)	NS	10 (16)
Chinook Salmon	0.0011 (0.0073)	0 (0)	0 (0)	0 (0)	0 (0)	0 (0)	12 (25)	0 (0)	0 (0)	16 (29)	0 (0)	NS	29 (38)
Coho Salmon	0.0029 (0.1034)	0 (0)	0 (0)	0 (0)	5 (11)	69 (115)	0 (0)	0 (0)	0 (0)	0 (0)	0 (0)	NS	74 (115)
Freshwater Drum	0.0000 (0.0000)	0 (0)	0 (0)	0 (0)	0 (0)	0 (0)	0 (0)	0 (0)	0 (0)	0 (0)	0 (0)	NS	0 (0)
Lake Trout	0.0606 (0.0347)	0 (0)	81 (135)	0 (0)	0 (0)	93 (144)	297 (339)	136 (156)	363 (396)	581 (0)	0 (0)	NS	1,551 (579)
Lake Whitefish	0.0079 (0.0139)	0 (0)	0 (0)	0 (0)	0 (0)	9 (18)	170 (198)	23 (48)	0 (0)	0 (0)	0 (0)	NS	202 (205)
Largemouth Bass	0.0000 (0.0000)	0 (0)	0 (0)	0 (0)	0 (0)	0 (0)	0 (0)	0 (0)	0 (0)	0 (0)	0 (0)	NS	0 (0)
Muskellunge	0.0000 (0.0000)	0 (0)	0 (0)	0 (0)	0 (0)	0 (0)	0 (0)	0 (0)	0 (0)	0 (0)	0 (0)	NS	0 (0)
Northern Pike	0.0000 (0.0000)	0 (0)	0 (0)	0 (0)	0 (0)	0 (0)	0 (0)	0 (0)	0 (0)	0 (0)	0 (0)	NS	0 (0)
Other	0.0000 (0.0000)	0 (0)	0 (0)	0 (0)	0 (0)	0 (0)	0 (0)	0 (0)	0 (0)	0 (0)	0 (0)	NS	0 (0)
Pink Salmon	0.0000 (0.0000)	0 (0)	0 (0)	0 (0)	0 (0)	0 (0)	0 (0)	0 (0)	0 (0)	0 (0)	0 (0)	NS	0 (0)
Pumpkinseed	0.0000 (0.0000)	0 (0)	0 (0)	0 (0)	0 (0)	0 (0)	0 (0)	0 (0)	0 (0)	0 (0)	0 (0)	NS	0 (0)
Rainbow Trout	0.0000 (0.0000)	0 (0)	0 (0)	0 (0)	0 (0)	0 (0)	0 (0)	0 (0)	0 (0)	0 (0)	0 (0)	NS	0 (0)
Rock Bass	0.0000 (0.0000)	0 (0)	0 (0)	0 (0)	0 (0)	0 (0)	0 (0)	0 (0)	0 (0)	0 (0)	0 (0)	NS	0 (0)
Round whitefish	0.0000 (0.0000)	0 (0)	0 (0)	0 (0)	0 (0)	0 (0)	0 (0)	0 (0)	0 (0)	0 (0)	0 (0)	NS	0 (0)
Smallmouth bass	0.0076 (0.0665)	0 (0)	0 (0)	0 (0)	0 (0)	37 (64)	0 (0)	0 (0)	0 (0)	158 (235)	0 (0)	NS	195 (229)
Walleye	0.0720 (0.0670)	0 (0)	0 (0)	0 (0)	0 (0)	65 (124)	75 (97)	1,250 (1,203)	419 (427)	33 (63)	0 (0)	NS	1,843 (1,288)
White bass	0.0000 (0.0000)	0 (0)	0 (0)	0 (0)	0 (0)	0 (0)	0 (0)	0 (0)	0 (0)	0 (0)	0 (0)	NS	0 (0)
White perch	0.0000 (0.0000)	0 (0)	0 (0)	0 (0)	0 (0)	0 (0)	0 (0)	0 (0)	0 (0)	0 (0)	0 (0)	NS	0 (0)
Yellow perch	0.0015 (0.2451)	0 (0)	0 (0)	0 (0)	0 (0)	0 (0)	0 (0)	38 (86)	0 (0)	0 (0)	0 (0)	NS	38 (86)
Angler Hours		414 (334)	862 (730)	0 (0)	159 (210)	1,661 (1,568)	3,944 (1,987)	12,159 (7,120)	3,838 (968)	2,438 (90)	121 (137)	NS	25,597 (13,143)
Angler Trips		--	231 (199)	0 (0)	82 (0)	468 (259)	882 (512)	3,342 (2,018)	887 (84)	453 (7)	53 (67)	NS	6,398 (4,223)
Angler Days		--	231 (199)	0 (0)	82 (0)	468 (259)	852 (501)	3,242 (1,956)	861 (84)	453 (7)	53 (67)	NS	6,242 (4,150)

Table B.216.--Saginaw Bay all sites combined for 2010. "NS" means not sampled.

Species	Harvest per hr	Jan	Feb	Mar	Apr	May	Jun	Jul	Aug	Sep	Oct	Nov	Season
Brown Trout	0.0000 (0.0000)	0 (0)	0 (0)	0 (0)	27 (25)	0 (0)	0 (0)	0 (0)	0 (0)	0 (0)	5 (8)	NS	33 (27)
Channel Catfish	0.0040 (0.0016)	0 (0)	0 (0)	37 (60)	51 (25)	2,347 (1,646)	1,520 (1,030)	387 (329)	439 (300)	247 (311)	36 (61)	NS	5,064 (2,018)
Chinook Salmon	0.0000 (0.0000)	0 (0)	0 (0)	0 (0)	5 (20)	0 (0)	0 (0)	0 (0)	1 (0)	17 (5)	3 (7)	NS	26 (21)
Coho Salmon	0.0001 (0.0001)	0 (0)	0 (0)	0 (0)	8 (35)	69 (48)	0 (0)	3 (6)	0 (0)	0 (0)	0 (0)	NS	80 (36)
Freshwater Drum	0.0005 (0.0003)	0 (0)	0 (0)	38 (77)	2 (0)	122 (199)	267 (326)	59 (60)	64 (96)	50 (89)	13 (26)	NS	615 (416)
Lake Trout	0.0013 (0.0001)	48 (71)	81 (48)	3 (0)	0 (0)	99 (5)	298 (3)	136 (96)	363 (310)	581 (374)	0 (0)	NS	1,608 (71)
Lake Whitefish	0.0007 (0.0005)	94 (117)	420 (423)	0 (0)	0 (0)	197 (375)	170 (190)	23 (5)	0 (0)	0 (0)	0 (0)	NS	904 (577)
Largemouth Bass	0.0000 (0.0000)	0 (0)	0 (0)	0 (0)	0 (0)	0 (0)	12 (24)	0 (0)	0 (0)	0 (0)	0 (0)	NS	12 (24)
Muskellunge	0.0000 (0.0000)	0 (0)	0 (0)	0 (0)	0 (0)	0 (0)	0 (0)	0 (0)	0 (0)	0 (0)	0 (0)	NS	0 (0)
Northern Pike	0.0005 (0.0003)	354 (284)	79 (80)	8 (14)	47 (38)	27 (40)	61 (79)	19 (28)	0 (0)	0 (0)	9 (19)	NS	604 (312)
Other	0.0057 (0.0044)	0 (0)	67 (90)	39 (77)	39 (45)	3,223 (4,001)	3,784 (3,694)	24 (7)	8 (5)	0 (0)	0 (0)	NS	7,184 (5,447)
Pink Salmon	0.0000 (0.0001)	0 (0)	0 (0)	0 (0)	0 (0)	0 (0)	0 (0)	0 (0)	0 (0)	0 (0)	0 (0)	NS	0 (56)
Pumpkinseed	0.0000 (0.0000)	0 (0)	0 (0)	0 (0)	3 (6)	0 (0)	0 (0)	0 (0)	0 (0)	0 (0)	0 (0)	NS	3 (6)
Rainbow Trout	0.0001 (0.0001)	26 (53)	0 (0)	15 (22)	10 (14)	0 (0)	32 (46)	3 (6)	48 (47)	2 (14)	9 (15)	NS	145 (91)
Rock Bass	0.0001 (0.0001)	0 (0)	0 (0)	0 (0)	41 (72)	65 (85)	0 (0)	0 (0)	0 (0)	1 (1)	0 (0)	NS	107 (111)
Round whitefish	0.0000 (0.0000)	0 (0)	0 (0)	0 (0)	0 (0)	0 (0)	0 (0)	0 (0)	0 (0)	0 (0)	0 (0)	NS	0 (0)
Smallmouth bass	0.0004 (0.0003)	0 (0)	0 (0)	0 (0)	0 (0)	315 (421)	0 (0)	29 (33)	16 (30)	158 (110)	5 (8)	NS	523 (424)
Walleye	0.1678 (0.0228)	22,580 (5,976)	47,475 (10,217)	16,349 (9,316)	17,226 (5,675)	40,142 (11,204)	50,981 (12,886)	13,518 (3,434)	2,804 (1,909)	73 (53)	58 (71)	NS	211,206 (23,793)
White bass	0.0006 (0.0008)	0 (0)	0 (0)	0 (0)	466 (919)	93 (204)	5 (12)	144 (255)	0 (0)	0 (0)	0 (0)	NS	708 (976)
White perch	0.0001 (0.0001)	88 (128)	0 (0)	0 (0)	0 (0)	0 (0)	7 (0)	44 (72)	0 (0)	0 (0)	24 (35)	NS	162 (151)
Yellow perch	0.1934 (0.0334)	86,167 (24,166)	66,662 (21,500)	27,235 (10,369)	1,462 (1,360)	389 (297)	660 (361)	1,705 (1,096)	26,435 (10,383)	19,593 (10,269)	13,212 (7,030)	NS	243,520 (37,679)
Angler Hrs		271,792 (42,521)	346,109 (52,021)	117,589 (33,709)	71,883 (19,109)	129,879 (27,570)	161,642 (36,233)	86,659 (15,723)	37,908 (7,883)	19,851 (7,309)	15,736 (5,860)	NS	1,259,048 (92,118)
Angler Trips		63,002 (5,709)	71,315 (7,682)	25,827 (3,362)	14,540 (2,435)	26,263 (5,527)	29,903 (6,508)	16,989 (2,852)	7,565 (1,541)	3,764 (1,421)	4,094 (1,241)	NS	263,262 (19,189)
Angler Days		62,346 (5,604)	70,720 (7,534)	24,917 (3,213)	14,155 (2,341)	25,875 (5,459)	29,477 (6,451)	16,802 (2,850)	7,504 (1,533)	3,745 (1,421)	3,999 (1,237)	NS	259,540 (18,691)

Table B.217.--Tawas (Site 250) for 2010. "NS" means not sampled.

Species	Harvest per hr	Jan	Feb	Mar	Apr	May	Jun	Jul	Aug	Sep	Oct	Nov	Season
Brown Trout	0.0004 (0.0062)	0 (0)	0 (0)	0 (0)	6 (9)	0 (0)	0 (0)	0 (0)	0 (0)	0 (0)	5 (8)	NS	12 (12)
Channel Catfish	0.0021 (0.0171)	0 (0)	0 (0)	0 (0)	0 (0)	0 (0)	25 (52)	0 (0)	31 (35)	5 (10)	0 (0)	NS	62 (64)
Chinook Salmon	0.0003 (0.0050)	0 (0)	0 (0)	0 (0)	5 (10)	0 (0)	0 (0)	0 (0)	1 (0)	0 (0)	3 (7)	NS	9 (12)
Coho Salmon	0.0002 (0.0030)	0 (0)	0 (0)	0 (0)	3 (6)	0 (0)	0 (0)	3 (6)	0 (0)	0 (0)	0 (0)	NS	6 (8)
Freshwater Drum	0.0001 (0.0027)	0 (0)	0 (0)	0 (0)	0 (0)	0 (0)	0 (0)	3 (5)	0 (0)	0 (0)	0 (0)	NS	3 (5)
Lake Trout	0.0002 (0.0030)	0 (0)	0 (0)	0 (0)	0 (0)	6 (5)	1 (3)	0 (0)	0 (0)	0 (0)	0 (0)	NS	7 (6)
Lake Whitefish	0.0003 (0.0027)	9 (18)	0 (0)	0 (0)	0 (0)	0 (0)	0 (0)	0 (0)	0 (0)	0 (0)	0 (0)	NS	9 (18)
Largemouth Bass	0.0000 (0.0000)	0 (0)	0 (0)	0 (0)	0 (0)	0 (0)	0 (0)	0 (0)	0 (0)	0 (0)	0 (0)	NS	0 (0)
Muskellunge	0.0000 (0.0000)	0 (0)	0 (0)	0 (0)	0 (0)	0 (0)	0 (0)	0 (0)	0 (0)	0 (0)	0 (0)	NS	0 (0)
Northern Pike	0.0038 (0.0065)	65 (74)	33 (50)	0 (0)	5 (7)	0 (0)	6 (12)	0 (0)	0 (0)	0 (0)	0 (0)	NS	109 (90)
Other	0.0024 (0.0137)	0 (0)	67 (90)	1 (2)	0 (0)	0 (0)	0 (0)	0 (0)	2 (0)	0 (0)	0 (0)	NS	70 (90)
Pink Salmon	0.0000 (0.0000)	0 (0)	0 (0)	0 (0)	0 (0)	0 (0)	0 (0)	0 (0)	0 (0)	0 (0)	0 (0)	NS	0 (0)
Pumpkinseed	0.0001 (0.0063)	0 (0)	0 (0)	0 (0)	3 (6)	0 (0)	0 (0)	0 (0)	0 (0)	0 (0)	0 (0)	NS	3 (6)
Rainbow Trout	0.0011 (0.0058)	0 (0)	0 (0)	15 (22)	3 (4)	0 (0)	0 (0)	3 (6)	7 (11)	0 (0)	3 (7)	NS	32 (27)
Rock Bass	0.0027 (0.0631)	0 (0)	0 (0)	0 (0)	12 (24)	65 (85)	0 (0)	0 (0)	0 (0)	1 (1)	0 (0)	NS	78 (89)
Round whitefish	0.0000 (0.0000)	0 (0)	0 (0)	0 (0)	0 (0)	0 (0)	0 (0)	0 (0)	0 (0)	0 (0)	0 (0)	NS	0 (0)
Smallmouth bass	0.0007 (0.0119)	0 (0)	0 (0)	0 (0)	0 (0)	0 (0)	0 (0)	0 (0)	16 (32)	0 (0)	5 (8)	NS	21 (31)
Walleye	0.0434 (0.0181)	177 (157)	304 (234)	43 (78)	109 (101)	86 (109)	78 (69)	232 (127)	229 (95)	0 (0)	0 (0)	NS	1,256 (365)
White bass	0.0000 (0.0000)	0 (0)	0 (0)	0 (0)	0 (0)	0 (0)	0 (0)	0 (0)	0 (0)	0 (0)	0 (0)	NS	0 (0)
White perch	0.0000 (0.0000)	0 (0)	0 (0)	0 (0)	0 (0)	0 (0)	0 (0)	0 (0)	0 (0)	0 (0)	0 (0)	NS	0 (0)
Yellow perch	0.1773 (0.1243)	740 (644)	2,478 (3,170)	57 (111)	414 (385)	0 (0)	0 (0)	11 (15)	185 (242)	234 (339)	1,013 (893)	NS	5,133 (2,714)
Angler Hrs		7,340 (3,101)	7,404 (3,540)	2,332 (2,379)	3,140 (2,152)	1,335 (825)	1,684 (1,080)	1,813 (926)	2,081 (952)	714 (467)	1,113 (716)	NS	28,957 (16,137)
Angler Trips		1,928 (991)	1,807 (921)	490 (467)	676 (475)	449 (306)	564 (443)	335 (155)	396 (221)	199 (136)	325 (216)	NS	7,169 (12,648)
Angler Days		2,240 (1,108)	2,102 (1,053)	579 (542)	854 (595)	362 (256)	490 (402)	314 (145)	379 (202)	180 (124)	262 (184)	NS	7,762 (12,486)

Table B.218.—Au Gres (Site 255) for 2010. “NS” means not sampled.

Species	Harvest per hr	Jan	Feb	Mar	Apr	May	Jun	Jul	Aug	Sep	Oct	Nov	Season
Brown Trout	0.0001 (0.0019)	0 (0)	0 (0)	0 (0)	16 (24)	0 (0)	0 (0)	0 (0)	0 (0)	0 (0)	0 (0)	NS	16 (24)
Channel Catfish	0.0014 (0.0016)	0 (0)	0 (0)	0 (0)	0 (0)	44 (57)	55 (80)	102 (104)	81 (94)	3 (7)	36 (61)	NS	322 (182)
Chinook Salmon	0.0000 (0.0000)	0 (0)	0 (0)	0 (0)	0 (0)	0 (0)	0 (0)	0 (0)	0 (0)	1 (0)	0 (0)	NS	1 (0)
Coho Salmon	0.0000 (0.0000)	0 (0)	0 (0)	0 (0)	0 (0)	0 (0)	0 (0)	0 (0)	0 (0)	0 (0)	0 (0)	NS	0 (0)
Freshwater Drum	0.0011 (0.0019)	0 (0)	0 (0)	0 (0)	0 (0)	1 (0)	67 (87)	56 (60)	64 (96)	50 (92)	13 (26)	NS	251 (170)
Lake Trout	0.0000 (0.0000)	0 (0)	0 (0)	0 (0)	0 (0)	0 (0)	0 (0)	0 (0)	0 (0)	0 (0)	0 (0)	NS	0 (0)
Lake Whitefish	0.0000 (0.0000)	0 (0)	0 (0)	0 (0)	0 (0)	0 (0)	0 (0)	0 (0)	0 (0)	0 (0)	0 (0)	NS	0 (0)
Largemouth Bass	0.0001 (0.0006)	0 (0)	0 (0)	0 (0)	0 (0)	0 (0)	12 (24)	0 (0)	0 (0)	0 (0)	0 (0)	NS	12 (24)
Muskellunge	0.0000 (0.0000)	0 (0)	0 (0)	0 (0)	0 (0)	0 (0)	0 (0)	0 (0)	0 (0)	0 (0)	0 (0)	NS	0 (0)
Northern Pike	0.0004 (0.0013)	41 (81)	0 (0)	0 (0)	40 (38)	4 (5)	0 (0)	9 (18)	0 (0)	0 (0)	0 (0)	NS	94 (91)
Other	0.0002 (0.0000)	0 (0)	0 (0)	0 (0)	0 (0)	0 (0)	19 (0)	21 (0)	6 (0)	0 (0)	0 (0)	NS	46 (0)
Pink Salmon	0.0000 (0.0000)	0 (0)	0 (0)	0 (0)	0 (0)	0 (0)	0 (0)	0 (0)	0 (0)	0 (0)	0 (0)	NS	0 (0)
Pumpkinseed	0.0000 (0.0000)	0 (0)	0 (0)	0 (0)	0 (0)	0 (0)	0 (0)	0 (0)	0 (0)	0 (0)	0 (0)	NS	0 (0)
Rainbow Trout	0.0005 (0.0008)	26 (53)	0 (0)	0 (0)	7 (14)	0 (0)	32 (46)	0 (0)	41 (46)	2 (0)	6 (13)	NS	114 (86)
Rock Bass	0.0000 (0.0000)	0 (0)	0 (0)	0 (0)	0 (0)	0 (0)	0 (0)	0 (0)	0 (0)	0 (0)	0 (0)	NS	0 (0)
Round whitefish	0.0000 (0.0000)	0 (0)	0 (0)	0 (0)	0 (0)	0 (0)	0 (0)	0 (0)	0 (0)	0 (0)	0 (0)	NS	0 (0)
Smallmouth bass	0.0010 (0.0072)	0 (0)	0 (0)	0 (0)	0 (0)	185 (369)	1 (0)	29 (33)	0 (0)	0 (0)	0 (0)	NS	214 (370)
Walleye	0.1337 (0.0411)	1,049 (834)	464 (409)	1,734 (1,998)	2,527 (984)	7,056 (3,504)	11,742 (5,927)	3,828 (1,636)	1,691 (1,856)	29 (48)	26 (51)	NS	30,146 (7,576)
White bass	0.0000 (0.0008)	0 (0)	0 (0)	0 (0)	0 (0)	0 (0)	0 (0)	9 (19)	0 (0)	0 (0)	0 (0)	NS	9 (19)
White perch	0.0001 (0.0053)	0 (0)	0 (0)	0 (0)	0 (0)	0 (0)	0 (0)	0 (0)	0 (0)	0 (0)	15 (30)	NS	15 (30)
Yellow perch	0.3957 (0.1372)	37,982 (18,803)	7,755 (6,343)	16,605 (14,679)	0 (0)	7 (14)	137 (118)	330 (486)	7,639 (4,467)	11,344 (8,471)	7,391 (6,560)	NS	89,191 (23,434)
Angler Hrs		38,485 (14,345)	24,371 (12,582)	18,607 (12,836)	16,456 (7,254)	28,939 (14,182)	43,110 (20,936)	24,275 (10,508)	15,009 (6,683)	8,893 (6,706)	7,262 (5,845)	NS	225,406 (111,877)
Angler Trips		8,575 (3,276)	6,309 (2,829)	4,940 (3,531)	3,130 (1,130)	5,471 (2,669)	7,270 (3,470)	3,925 (1,675)	2,671 (1,133)	1,584 (1,175)	1,369 (1,168)	NS	45,244 (58,307)
Angler Days		7,940 (3,068)	5,473 (2,461)	4,025 (2,936)	2,603 (942)	5,168 (2,528)	6,965 (3,370)	3,925 (1,675)	2,653 (1,123)	1,584 (1,175)	1,369 (1,168)	NS	41,705 (58,056)

Table B.219.--Saganing Creek to mouth of Saginaw River (Site 260) for 2010. "NS" means not sampled.

Species	Harvest per hr	Jan	Feb	Mar	Apr	May	Jun	Jul	Aug	Sep	Oct	Nov	Season
Brown Trout	0.0000 (0.0000)	0 (0)	0 (0)	0 (0)	0 (0)	0 (0)	0 (0)	0 (0)	0 (0)	0 (0)	0 (0)	NS	0 (0)
Channel Catfish	0.0031 (0.0145)	0 (0)	0 (0)	0 (0)	31 (0)	0 (0)	401 (651)	134 (267)	235 (252)	171 (311)	0 (0)	NS	972 (810)
Chinook Salmon	0.0000 (0.0000)	0 (0)	0 (0)	0 (0)	0 (0)	0 (0)	0 (0)	0 (0)	0 (0)	0 (0)	0 (0)	NS	0 (0)
Coho Salmon	0.0000 (0.0000)	0 (0)	0 (0)	0 (0)	0 (0)	0 (0)	0 (0)	0 (0)	0 (0)	0 (0)	0 (0)	NS	0 (0)
Freshwater Drum	0.0001 (0.0013)	0 (0)	0 (0)	0 (0)	0 (0)	0 (0)	23 (46)	0 (0)	0 (0)	0 (0)	0 (0)	NS	23 (46)
Lake Trout	0.0000 (0.0000)	0 (0)	0 (0)	0 (0)	0 (0)	0 (0)	0 (0)	0 (0)	0 (0)	0 (0)	0 (0)	NS	0 (0)
Lake Whitefish	0.0000 (0.0000)	0 (0)	0 (0)	0 (0)	0 (0)	0 (0)	0 (0)	0 (0)	0 (0)	0 (0)	0 (0)	NS	0 (0)
Largemouth Bass	0.0000 (0.0000)	0 (0)	0 (0)	0 (0)	0 (0)	0 (0)	0 (0)	0 (0)	0 (0)	0 (0)	0 (0)	NS	0 (0)
Muskellunge	0.0000 (0.0000)	0 (0)	0 (0)	0 (0)	0 (0)	0 (0)	0 (0)	0 (0)	0 (0)	0 (0)	0 (0)	NS	0 (0)
Northern Pike	0.0000 (0.0000)	0 (0)	0 (0)	0 (0)	0 (0)	0 (0)	0 (0)	0 (0)	0 (0)	0 (0)	0 (0)	NS	0 (0)
Other	0.0000 (0.0000)	0 (0)	0 (0)	0 (0)	0 (0)	0 (0)	0 (0)	0 (0)	0 (0)	0 (0)	0 (0)	NS	0 (0)
Pink Salmon	0.0000 (0.0000)	0 (0)	0 (0)	0 (0)	0 (0)	0 (0)	0 (0)	0 (0)	0 (0)	0 (0)	0 (0)	NS	0 (0)
Pumpkinseed	0.0000 (0.0000)	0 (0)	0 (0)	0 (0)	0 (0)	0 (0)	0 (0)	0 (0)	0 (0)	0 (0)	0 (0)	NS	0 (0)
Rainbow Trout	0.0000 (0.0000)	0 (0)	0 (0)	0 (0)	0 (0)	0 (0)	0 (0)	0 (0)	0 (0)	0 (0)	0 (0)	NS	0 (0)
Rock Bass	0.0000 (0.0000)	0 (0)	0 (0)	0 (0)	0 (0)	0 (0)	0 (0)	0 (0)	0 (0)	0 (0)	0 (0)	NS	0 (0)
Round whitefish	0.0000 (0.0000)	0 (0)	0 (0)	0 (0)	0 (0)	0 (0)	0 (0)	0 (0)	0 (0)	0 (0)	0 (0)	NS	0 (0)
Smallmouth bass	0.0000 (0.0000)	0 (0)	0 (0)	0 (0)	0 (0)	0 (0)	0 (0)	0 (0)	0 (0)	0 (0)	0 (0)	NS	0 (0)
Walleye	0.2059 (0.0474)	5,035 (2,749)	25,229 (7,925)	3,434 (3,926)	9,968 (4,467)	8,754 (4,030)	9,650 (4,806)	1,622 (969)	48 (19)	11 (22)	16 (32)	NS	63,766 (11,592)
White bass	0.0015 (0.0341)	0 (0)	0 (0)	0 (0)	458 (919)	0 (0)	0 (0)	0 (0)	0 (0)	0 (0)	0 (0)	NS	458 (919)
White perch	0.0000 (0.0000)	0 (0)	0 (0)	0 (0)	0 (0)	0 (0)	0 (0)	0 (0)	0 (0)	0 (0)	0 (0)	NS	0 (0)
Yellow perch	0.0878 (0.0519)	4,369 (4,913)	12,161 (9,695)	1,588 (3,196)	0 (0)	0 (0)	0 (0)	781 (810)	2,108 (1,667)	4,496 (4,287)	1,680 (1,644)	NS	27,184 (9,720)
Angler Hrs		41,153 (17,324)	125,374 (32,771)	25,973 (22,994)	27,559 (11,710)	25,908 (10,828)	36,378 (16,248)	12,920 (7,073)	5,819 (2,651)	4,416 (3,722)	4,125 (2,548)	NS	309,624 (127,868)
Angler Trips		9,216 (4,111)	22,441 (5,461)	4,955 (4,563)	4,820 (2,052)	4,077 (1,733)	6,227 (2,847)	2,019 (1,097)	1,055 (522)	831 (751)	864 (523)	NS	56,505 (92,270)
Angler Days		9,216 (4,111)	22,441 (5,461)	4,955 (4,563)	4,820 (2,052)	4,077 (1,733)	6,227 (2,847)	2,019 (1,097)	1,055 (522)	831 (751)	864 (523)	NS	56,505 (92,270)

Table B.220.—Saginaw River — mouth to confluence with Tittabawassee River (Site 355) for 2010. “NS” means not sampled; “*” indicates no creel was performed and only charter data were obtained.

Species	Harvest per hr	Jan	Feb	Mar	Apr	May	Jun	Jul	Aug	Sep	Oct	Nov	Dec	Season
Black crappie	0.0003 (0.0004)	40 (78)	30 (60)	0 (0)	NS	NS	NS	NS	NS	NS	NS	NS	NS	70 (99)
Bluegill	0.0000 (0.0000)	0 (0)	0 (0)	0 (0)	NS	NS	NS	NS	NS	NS	NS	NS	NS	0 (0)
Channel Catfish	0.0001 (0.0002)	0 (0)	0 (0)	29 (58)	NS	NS	NS	NS	NS	NS	NS	NS	NS	29 (58)
Common white sucker	0.0000 (0.0000)	0 (0)	0 (0)	0 (0)	NS	NS	NS	NS	NS	NS	NS	NS	NS	0 (0)
Freshwater Drum	0.0002 (0.0003)	0 (0)	0 (0)	38 (77)	NS	NS	NS	NS	NS	NS	NS	NS	NS	38 (77)
Lake Trout	0.0001 (0.0003)	35 (69)	0 (0)	0 (0)	NS	NS	NS	NS	NS	NS	NS	NS	NS	35 (69)
Lake Whitefish	0.0020 (0.0018)	81 (115)	420 (423)	0 (0)	NS	NS	NS	NS	NS	NS	NS	NS	NS	501 (438)
Largemouth Bass	0.0000 (0.0000)	0 (0)	0 (0)	0 (0)	NS	NS	NS	NS	NS	NS	NS	NS	NS	0 (0)
Northern Pike	0.0003 (0.0004)	40 (79)	30 (61)	0 (0)	NS	NS	NS	NS	NS	NS	NS	NS	NS	70 (100)
Other	0.0002 (0.0003)	0 (0)	0 (0)	38 (77)	*2 (0)	*1 (0)	*1 (0)	NS	NS	NS	NS	NS	NS	42 (77)
Pumpkinseed	0.0000 (0.0000)	0 (0)	0 (0)	0 (0)	NS	NS	NS	NS	NS	NS	NS	NS	NS	0 (0)
Rainbow Trout	0.0000 (0.0000)	0 (0)	0 (0)	0 (0)	NS	NS	NS	NS	NS	NS	NS	NS	NS	0 (0)
Rock Bass	0.0000 (0.0000)	0 (0)	0 (0)	0 (0)	NS	NS	NS	NS	NS	NS	NS	NS	NS	0 (0)
Smallmouth bass	0.0000 (0.0000)	0 (0)	0 (0)	0 (0)	NS	NS	NS	NS	NS	NS	NS	NS	NS	0 (0)
Walleye	0.1373 (0.0555)	11,824 (4,843)	12,186 (5,387)	10,052 (8,858)	*25 (0)	*14 (0)	*46 (0)	NS	NS	NS	NS	NS	NS	34,147 (11,443)
White bass	0.0000 (0.0000)	0 (0)	0 (0)	0 (0)	NS	NS	NS	NS	NS	NS	NS	NS	NS	0 (0)
White perch	0.0001 (0.0003)	35 (70)	0 (0)	0 (0)	NS	NS	NS	NS	NS	NS	NS	NS	NS	35 (70)
Yellow perch	0.0464 (0.0303)	8,155 (6,631)	3,113 (2,355)	253 (502)	NS	NS	NS	NS	NS	NS	NS	NS	NS	11,521 (7,054)
Angler Hrs		111,398 (33,533)	93,450 (34,306)	43,676 (29,111)	*52 (0)	*19 (0)	*24 (0)	NS	NS	NS	NS	NS	NS	248,619 (56,115)
Angler Trips		28,176 (8,500)	20,985 (7,456)	9,496 (6,325)	*4 (0)	*3 (0)	*3 (0)	NS	NS	NS	NS	NS	NS	58,657 (12,955)
Angler Days		27,832 (8,385)	20,823 (7,384)	9,496 (6,325)	*13 (0)	*5 (0)	*6 (0)	NS	NS	NS	NS	NS	NS	58,151 (12,839)

Table B.221.—Tittabawassee River — Dow Dam to confluence with the Saginaw River (Site 401) for 2010. “NS” means not sampled; “-” means an estimate was incalculable.

Species	Harvest per hr	Jan	Feb	Mar	Apr	May	Jun	Jul	Aug	Sep	Oct	Nov	Dec	Season
Black crappie	0.0013 (0.0027)	0 (0)	0 (0)	0 (0)	39 (78)	0 (0)	NS	NS	NS	NS	NS	NS	NS	39 (78)
Bluegill	0.0000 (0.0000)	0 (0)	0 (0)	0 (0)	0 (0)	0 (0)	NS	NS	NS	NS	NS	NS	NS	0 (0)
Channel Catfish	0.0000 (0.0000)	0 (0)	0 (0)	0 (0)	0 (0)	0 (0)	NS	NS	NS	NS	NS	NS	NS	0 (0)
Common white sucker	0.0016 (0.0035)	0 (0)	0 (0)	0 (0)	49 (102)	0 (0)	NS	NS	NS	NS	NS	NS	NS	49 (102)
Freshwater Drum	0.0000 (0.0000)	0 (0)	0 (0)	0 (0)	0 (0)	0 (0)	NS	NS	NS	NS	NS	NS	NS	0 (0)
Northern Pike	0.0004 (0.0005)	0 (0)	2 (5)	8 (14)	0 (0)	0 (0)	NS	NS	NS	NS	NS	NS	NS	11 (14)
Other	0.0000 (0.0000)	0 (0)	0 (0)	0 (0)	0 (0)	0 (0)	NS	NS	NS	NS	NS	NS	NS	0 (0)
Pumpkinseed	0.0000 (0.0000)	0 (0)	0 (0)	0 (0)	0 (0)	0 (0)	NS	NS	NS	NS	NS	NS	NS	0 (0)
Rainbow Trout	0.0000 (0.0000)	0 (0)	0 (0)	0 (0)	0 (0)	0 (0)	NS	NS	NS	NS	NS	NS	NS	0 (0)
Rock Bass	0.0000 (0.0000)	0 (0)	0 (0)	0 (0)	0 (0)	0 (0)	NS	NS	NS	NS	NS	NS	NS	0 (0)
Smallmouth bass	0.0031 (0.0070)	0 (0)	0 (0)	0 (0)	0 (0)	93 (204)	NS	NS	NS	NS	NS	NS	NS	93 (204)
Walleye	0.0996 (0.1227)	0 (0)	80 (-)	393 (348)	2,475 (3,329)	48 (107)	NS	NS	NS	NS	NS	NS	NS	2,996 (3,349)
White bass	0.0034 (0.0070)	0 (0)	0 (0)	0 (0)	8 (16)	93 (204)	NS	NS	NS	NS	NS	NS	NS	101 (205)
White perch	0.0000 (0.0000)	0 (0)	0 (0)	0 (0)	0 (0)	0 (0)	NS	NS	NS	NS	NS	NS	NS	0 (0)
Yellow perch	0.0000 (0.0000)	0 (0)	0 (0)	0 (0)	0 (0)	0 (0)	NS	NS	NS	NS	NS	NS	NS	0 (0)
Angler Hrs		0 (0)	957 (-)	10,831 (6,296)	13,223 (14,076)	5,076 (2,606)	NS	NS	NS	NS	NS	NS	NS	30,087 (15,638)
Angler Trips		0 (0)	218 (-)	2,487 (1,635)	2,602 (2,304)	1,635 (982)	NS	NS	NS	NS	NS	NS	NS	6,942 (2,991)
Angler Days		0 (0)	218 (-)	2,404 (1,587)	2,586 (2,303)	1,635 (982)	NS	NS	NS	NS	NS	NS	NS	6,843 (2,964)

Table B.222.--Essexville to mouth of Saginaw River (Site 356) for 2010. "NS" means not sampled.

Species	Harvest per hr	Jan	Feb	Mar	Apr	May	Jun	Jul	Aug	Sep	Oct	Nov	Season
Brown Trout	0.0000 (0.0000)	0 (0)	0 (0)	0 (0)	0 (0)	0 (0)	0 (0)	0 (0)	0 (0)	0 (0)	0 (0)	NS	0 (0)
Channel Catfish	0.0064 (0.0101)	0 (0)	0 (0)	8 (16)	0 (0)	376 (680)	207 (300)	68 (134)	92 (130)	0 (0)	0 (0)	NS	751 (766)
Chinook Salmon	0.0000 (0.0000)	0 (0)	0 (0)	0 (0)	0 (0)	0 (0)	0 (0)	0 (0)	0 (0)	0 (0)	0 (0)	NS	0 (0)
Coho Salmon	0.0000 (0.0000)	0 (0)	0 (0)	0 (0)	0 (0)	0 (0)	0 (0)	0 (0)	0 (0)	0 (0)	0 (0)	NS	0 (0)
Freshwater Drum	0.0000 (0.0000)	0 (0)	0 (0)	0 (0)	0 (0)	0 (0)	0 (0)	0 (0)	0 (0)	0 (0)	0 (0)	NS	0 (0)
Lake Trout	0.0000 (0.0000)	0 (0)	0 (0)	0 (0)	0 (0)	0 (0)	0 (0)	0 (0)	0 (0)	0 (0)	0 (0)	NS	0 (0)
Lake Whitefish	0.0016 (0.0138)	0 (0)	0 (0)	0 (0)	0 (0)	188 (375)	0 (0)	0 (0)	0 (0)	0 (0)	0 (0)	NS	188 (375)
Largemouth Bass	0.0000 (0.0000)	0 (0)	0 (0)	0 (0)	0 (0)	0 (0)	0 (0)	0 (0)	0 (0)	0 (0)	0 (0)	NS	0 (0)
Muskellunge	0.0000 (0.0000)	0 (0)	0 (0)	0 (0)	0 (0)	0 (0)	0 (0)	0 (0)	0 (0)	0 (0)	0 (0)	NS	0 (0)
Northern Pike	0.0002 (0.0019)	0 (0)	0 (0)	0 (0)	0 (0)	0 (0)	28 (56)	0 (0)	0 (0)	0 (0)	0 (0)	NS	28 (56)
Other	0.0047 (0.0367)	0 (0)	0 (0)	0 (0)	0 (0)	0 (0)	556 (1,117)	0 (0)	0 (0)	0 (0)	0 (0)	NS	556 (1,117)
Pink Salmon	0.0000 (0.0000)	0 (0)	0 (0)	0 (0)	0 (0)	0 (0)	0 (0)	0 (0)	0 (0)	0 (0)	0 (0)	NS	0 (0)
Pumpkinseed	0.0000 (0.0000)	0 (0)	0 (0)	0 (0)	0 (0)	0 (0)	0 (0)	0 (0)	0 (0)	0 (0)	0 (0)	NS	0 (0)
Rainbow Trout	0.0000 (0.0000)	0 (0)	0 (0)	0 (0)	0 (0)	0 (0)	0 (0)	0 (0)	0 (0)	0 (0)	0 (0)	NS	0 (0)
Rock Bass	0.0000 (0.0000)	0 (0)	0 (0)	0 (0)	0 (0)	0 (0)	0 (0)	0 (0)	0 (0)	0 (0)	0 (0)	NS	0 (0)
Round whitefish	0.0000 (0.0000)	0 (0)	0 (0)	0 (0)	0 (0)	0 (0)	0 (0)	0 (0)	0 (0)	0 (0)	0 (0)	NS	0 (0)
Smallmouth bass	0.0000 (0.0000)	0 (0)	0 (0)	0 (0)	0 (0)	0 (0)	0 (0)	0 (0)	0 (0)	0 (0)	0 (0)	NS	0 (0)
Walleye	0.2665 (0.1184)	970 (1,334)	2,041 (1,933)	292 (636)	1,380 (72)	12,739 (7,924)	11,457 (7,275)	2,403 (1,457)	163 (201)	0 (0)	0 (0)	NS	31,446 (11,111)
White bass	0.0011 (0.0214)	0 (0)	0 (0)	0 (0)	0 (0)	0 (0)	0 (0)	135 (254)	0 (0)	0 (0)	0 (0)	NS	135 (254)
White perch	0.0003 (0.0058)	0 (0)	0 (0)	0 (0)	0 (0)	0 (0)	0 (0)	34 (69)	0 (0)	0 (0)	0 (0)	NS	34 (69)
Yellow perch	0.1220 (0.1113)	0 (0)	0 (0)	64 (87)	0 (0)	99 (144)	39 (75)	271 (486)	11,173 (6,942)	2,749 (3,841)	0 (0)	NS	14,394 (7,951)
Angler Hrs		2,838 (2,093)	24,080 (17,065)	2,856 (2,692)	6,107 (390)	28,362 (14,974)	31,730 (18,880)	12,149 (4,714)	7,474 (3,397)	1,887 (1,657)	505 (247)	NS	117,988 (66,110)
Angler Trips		554 (383)	5,564 (3,123)	595 (664)	1,214 (150)	5,758 (3,086)	5,438 (3,226)	2,413 (966)	1,691 (822)	333 (296)	726 (71)	NS	24,286 (30,708)
Angler Days		554 (383)	5,564 (3,123)	595 (664)	1,214 (150)	5,758 (3,086)	5,438 (3,226)	2,413 (966)	1,691 (822)	333 (296)	726 (71)	NS	24,286 (30,708)

Table B.223.–Quanicassee to Sebewaing (Site 278) for 2010. “NS” means not sampled.

Species	Harvest per hr	Jan	Feb	Mar	Apr	May	Jun	Jul	Aug	Sep	Oct	Nov	Season
Brown Trout	0.0000 (0.0000)	0 (0)	0 (0)	0 (0)	0 (0)	0 (0)	0 (0)	0 (0)	0 (0)	0 (0)	0 (0)	NS	0 (0)
Channel Catfish	0.0069 (0.0128)	0 (0)	0 (0)	0 (0)	20 (25)	649 (566)	213 (200)	29 (43)	0 (0)	58 (0)	0 (0)	NS	969 (602)
Chinook Salmon	0.0000 (0.0000)	0 (0)	0 (0)	0 (0)	0 (0)	0 (0)	0 (0)	0 (0)	0 (0)	0 (0)	0 (0)	NS	0 (0)
Coho Salmon	0.0000 (0.0000)	0 (0)	0 (0)	0 (0)	0 (0)	0 (0)	0 (0)	0 (0)	0 (0)	0 (0)	0 (0)	NS	0 (0)
Freshwater Drum	0.0009 (0.0046)	0 (0)	0 (0)	0 (0)	2 (3)	96 (192)	22 (29)	0 (0)	0 (0)	0 (0)	0 (0)	NS	120 (194)
Lake Trout	0.0000 (0.0000)	0 (0)	0 (0)	0 (0)	0 (0)	0 (0)	0 (0)	0 (0)	0 (0)	0 (0)	0 (0)	NS	0 (0)
Lake Whitefish	0.0000 (0.0000)	0 (0)	0 (0)	0 (0)	0 (0)	0 (0)	0 (0)	0 (0)	0 (0)	0 (0)	0 (0)	NS	0 (0)
Largemouth Bass	0.0000 (0.0000)	0 (0)	0 (0)	0 (0)	0 (0)	0 (0)	0 (0)	0 (0)	0 (0)	0 (0)	0 (0)	NS	0 (0)
Muskellunge	0.0000 (0.0000)	0 (0)	0 (0)	0 (0)	0 (0)	0 (0)	0 (0)	0 (0)	0 (0)	0 (0)	0 (0)	NS	0 (0)
Northern Pike	0.0015 (0.0039)	174 (247)	0 (0)	0 (0)	2 (3)	0 (0)	27 (54)	10 (21)	0 (0)	0 (0)	0 (0)	NS	213 (253)
Other	0.0043 (0.0351)	0 (0)	0 (0)	0 (0)	37 (63)	12 (0)	552 (751)	3 (0)	0 (0)	0 (0)	0 (0)	NS	603 (753)
Pink Salmon	0.0000 (0.0000)	0 (0)	0 (0)	0 (0)	0 (0)	0 (0)	0 (0)	0 (0)	0 (0)	0 (0)	0 (0)	NS	0 (0)
Pumpkinseed	0.0000 (0.0000)	0 (0)	0 (0)	0 (0)	0 (0)	0 (0)	0 (0)	0 (0)	0 (0)	0 (0)	0 (0)	NS	0 (0)
Rainbow Trout	0.0000 (0.0000)	0 (0)	0 (0)	0 (0)	0 (0)	0 (0)	0 (0)	0 (0)	0 (0)	0 (0)	0 (0)	NS	0 (0)
Rock Bass	0.0002 (0.0566)	0 (0)	0 (0)	0 (0)	29 (68)	0 (0)	0 (0)	0 (0)	0 (0)	0 (0)	0 (0)	NS	29 (68)
Round whitefish	0.0000 (0.0000)	0 (0)	0 (0)	0 (0)	0 (0)	0 (0)	0 (0)	0 (0)	0 (0)	0 (0)	0 (0)	NS	0 (0)
Smallmouth bass	0.0000 (0.0000)	0 (0)	0 (0)	0 (0)	0 (0)	0 (0)	0 (0)	0 (0)	0 (0)	0 (0)	0 (0)	NS	0 (0)
Walleye	0.2051 (0.0679)	3,328 (2,447)	6,338 (3,544)	339 (568)	704 (603)	10,264 (5,800)	6,125 (3,264)	1,481 (752)	52 (64)	0 (0)	0 (0)	NS	28,631 (7,514)
White bass	0.0000 (0.0000)	0 (0)	0 (0)	0 (0)	0 (0)	0 (0)	0 (0)	0 (0)	0 (0)	0 (0)	0 (0)	NS	0 (0)
White perch	0.0001 (0.0009)	0 (0)	0 (0)	0 (0)	0 (0)	0 (0)	7 (15)	10 (21)	0 (0)	0 (0)	0 (0)	NS	18 (26)
Yellow perch	0.1719 (0.0868)	5,898 (6,955)	12,504 (9,965)	2,125 (2,698)	259 (369)	277 (259)	188 (155)	274 (269)	524 (501)	298 (0)	1,645 (1,809)	NS	23,993 (10,955)
Angler Hrs		38,565 (15,853)	37,903 (16,930)	7,191 (6,952)	3,047 (1,731)	22,127 (12,924)	19,700 (9,934)	8,657 (3,396)	799 (406)	623 (0)	1,004 (1,116)	NS	139,615 (69,242)
Angler Trips		6,937 (2,580)	6,229 (2,774)	1,261 (1,329)	898 (560)	4,603 (2,606)	3,945 (2,019)	1,841 (745)	179 (101)	154 (0)	241 (274)	NS	26,288 (47,210)
Angler Days		6,937 (2,580)	6,229 (2,774)	1,261 (1,329)	898 (560)	4,603 (2,606)	3,925 (2,009)	1,841 (745)	179 (101)	154 (0)	241 (274)	NS	26,268 (47,201)

Table B.224.--Sebewaing to Sand Point (Site 288) for 2010. "NS" means not sampled.

Species	Harvest per hr	Jan	Feb	Mar	Apr	May	Jun	Jul	Aug	Sep	Oct	Nov	Season
Brown Trout	0.0000 (0.0000)	0 (0)	0 (0)	0 (0)	0 (0)	0 (0)	0 (0)	0 (0)	0 (0)	0 (0)	0 (0)	NS	0 (0)
Channel Catfish	0.0163 (0.0343)	0 (0)	0 (0)	0 (0)	0 (0)	1,226 (1,382)	619 (706)	54 (69)	0 (0)	0 (0)	0 (0)	NS	1,898 (1,554)
Chinook Salmon	0.0000 (0.0000)	0 (0)	0 (0)	0 (0)	0 (0)	0 (0)	0 (0)	0 (0)	0 (0)	0 (0)	0 (0)	NS	0 (0)
Coho Salmon	0.0000 (0.0000)	0 (0)	0 (0)	0 (0)	0 (0)	0 (0)	0 (0)	0 (0)	0 (0)	0 (0)	0 (0)	NS	0 (0)
Freshwater Drum	0.0015 (0.0088)	0 (0)	0 (0)	0 (0)	0 (0)	25 (51)	155 (310)	0 (0)	0 (0)	0 (0)	0 (0)	NS	180 (314)
Lake Trout	0.0000 (0.0000)	0 (0)	0 (0)	0 (0)	0 (0)	0 (0)	0 (0)	0 (0)	0 (0)	0 (0)	0 (0)	NS	0 (0)
Lake Whitefish	0.0000 (0.0000)	0 (0)	0 (0)	0 (0)	0 (0)	0 (0)	0 (0)	0 (0)	0 (0)	0 (0)	0 (0)	NS	0 (0)
Largemouth Bass	0.0000 (0.0000)	0 (0)	0 (0)	0 (0)	0 (0)	0 (0)	0 (0)	0 (0)	0 (0)	0 (0)	0 (0)	NS	0 (0)
Muskellunge	0.0000 (0.0000)	0 (0)	0 (0)	0 (0)	0 (0)	0 (0)	0 (0)	0 (0)	0 (0)	0 (0)	0 (0)	NS	0 (0)
Northern Pike	0.0000 (0.0000)	0 (0)	0 (0)	0 (0)	0 (0)	0 (0)	0 (0)	0 (0)	0 (0)	0 (0)	0 (0)	NS	0 (0)
Other	0.0501 (0.1578)	0 (0)	0 (0)	0 (0)	0 (0)	3,210 (4,001)	2,643 (3,440)	0 (0)	0 (0)	0 (0)	0 (0)	NS	5,853 (5,277)
Pink Salmon	0.0000 (0.0000)	0 (0)	0 (0)	0 (0)	0 (0)	0 (0)	0 (0)	0 (0)	0 (0)	0 (0)	0 (0)	NS	0 (0)
Pumpkinseed	0.0000 (0.0000)	0 (0)	0 (0)	0 (0)	0 (0)	0 (0)	0 (0)	0 (0)	0 (0)	0 (0)	0 (0)	NS	0 (0)
Rainbow Trout	0.0000 (0.0000)	0 (0)	0 (0)	0 (0)	0 (0)	0 (0)	0 (0)	0 (0)	0 (0)	0 (0)	0 (0)	NS	0 (0)
Rock Bass	0.0000 (0.0000)	0 (0)	0 (0)	0 (0)	0 (0)	0 (0)	0 (0)	0 (0)	0 (0)	0 (0)	0 (0)	NS	0 (0)
Round whitefish	0.0000 (0.0000)	0 (0)	0 (0)	0 (0)	0 (0)	0 (0)	0 (0)	0 (0)	0 (0)	0 (0)	0 (0)	NS	0 (0)
Smallmouth bass	0.0000 (0.0000)	0 (0)	0 (0)	0 (0)	0 (0)	0 (0)	0 (0)	0 (0)	0 (0)	0 (0)	0 (0)	NS	0 (0)
Walleye	0.1338 (0.0682)	106 (156)	827 (1,582)	62 (85)	35 (50)	701 (826)	11,452 (6,649)	2,262 (1,298)	164 (228)	0 (0)	16 (37)	NS	15,625 (6,929)
White bass	0.0000 (0.0000)	0 (0)	0 (0)	0 (0)	0 (0)	0 (0)	0 (0)	0 (0)	0 (0)	0 (0)	0 (0)	NS	0 (0)
White perch	0.0005 (0.0041)	53 (107)	0 (0)	0 (0)	0 (0)	0 (0)	0 (0)	0 (0)	0 (0)	0 (0)	0 (0)	NS	53 (107)
Yellow perch	0.5883 (0.2983)	28,010 (15,604)	27,789 (19,387)	6,512 (6,502)	0 (0)	0 (0)	296 (295)	0 (0)	4,806 (6,048)	472 (669)	839 (880)	NS	68,724 (23,090)
Angler Hrs		28,288 (9,159)	29,656 (11,006)	5,306 (4,516)	495 (404)	13,538 (8,081)	23,273 (12,975)	12,192 (6,523)	2,500 (1,385)	834 (554)	728 (638)	NS	116,810 (55,242)
Angler Trips		6,825 (2,359)	6,819 (2,676)	1,130 (850)	141 (129)	2,931 (1,849)	4,880 (2,748)	2,542 (1,413)	526 (317)	194 (130)	193 (168)	NS	26,181 (31,710)
Angler Days		6,845 (2,363)	6,932 (2,697)	1,130 (850)	141 (129)	2,931 (1,849)	4,880 (2,748)	2,524 (1,410)	526 (317)	194 (130)	193 (168)	NS	26,296 (31,707)

Table B.225.-Caseville (Site 290) for 2010. "NS" means not sampled.

Species	Harvest per hr	Jan	Feb	Mar	Apr	May	Jun	Jul	Aug	Sep	Oct	Nov	Season
Brown Trout	(0.0000)	0	0	0	0	0	0	0	0	0	0	NS	0
	(0.0000)	(0)	(0)	(0)	(0)	(0)	(0)	(0)	(0)	(0)	(0)		(0)
Channel Catfish	0.0032	0	0	0	0	52	0	0	0	0	0	NS	52
	(0.0698)	(0)	(0)	(0)	(0)	(110)	(0)	(0)	(0)	(0)	(0)		(110)
Chinook Salmon	0.0000	0	0	0	0	0	0	0	0	0	0	NS	0
	(0.0000)	(0)	(0)	(0)	(0)	(0)	(0)	(0)	(0)	(0)	(0)		(0)
Coho Salmon	0.0000	0	0	0	0	0	0	0	0	0	0	NS	0
	(0.0000)	(0)	(0)	(0)	(0)	(0)	(0)	(0)	(0)	(0)	(0)		(0)
Freshwater Drum	0.0000	0	0	0	0	0	0	0	0	0	0	NS	0
	(0.0000)	(0)	(0)	(0)	(0)	(0)	(0)	(0)	(0)	(0)	(0)		(0)
Lake Trout	0.0010	13	0	3	0	0	0	0	0	0	0	NS	16
	(0.0051)	(22)	(0)	(0)	(0)	(0)	(0)	(0)	(0)	(0)	(0)		(16)
Lake Whitefish	0.0003	4	0	0	0	0	0	0	0	0	0	NS	4
	(0.0032)	(8)	(0)	(0)	(0)	(0)	(0)	(0)	(0)	(0)	(0)		(8)
Largemouth Bass	0.0000	0	0	0	0	0	0	0	0	0	0	NS	0
	(0.0000)	(0)	(0)	(0)	(0)	(0)	(0)	(0)	(0)	(0)	(0)		(0)
Muskellunge	0.0000	0	0	0	0	0	0	0	0	0	0	NS	0
	(0.0000)	(0)	(0)	(0)	(0)	(0)	(0)	(0)	(0)	(0)	(0)		(0)
Northern Pike	0.0049	34	14	0	0	23	0	0	0	0	9	NS	80
	(0.0082)	(35)	(14)	(0)	(0)	(49)	(0)	(0)	(0)	(0)	(19)		(58)
Other	0.0008	0	0	0	0	0	13	0	0	0	0	NS	13
	(0.0000)	(0)	(0)	(0)	(0)	(0)	(0)	(0)	(0)	(0)	(0)		(0)
Pink Salmon	0.0000	0	0	0	0	0	0	0	0	0	0	NS	0
	(0.0000)	(0)	(0)	(0)	(0)	(0)	(0)	(0)	(0)	(0)	(0)		(0)
Pumpkinseed	0.0000	0	0	0	0	0	0	0	0	0	0	NS	0
	(0.0000)	(0)	(0)	(0)	(0)	(0)	(0)	(0)	(0)	(0)	(0)		(0)
Rainbow Trout	0.0000	0	0	0	0	0	0	0	0	0	0	NS	0
	(0.0000)	(0)	(0)	(0)	(0)	(0)	(0)	(0)	(0)	(0)	(0)		(0)
Rock Bass	0.0000	0	0	0	0	0	0	0	0	0	0	NS	0
	(0.0000)	(0)	(0)	(0)	(0)	(0)	(0)	(0)	(0)	(0)	(0)		(0)
Round whitefish	0.0000	0	0	0	0	0	0	0	0	0	0	NS	0
	(0.0000)	(0)	(0)	(0)	(0)	(0)	(0)	(0)	(0)	(0)	(0)		(0)
Smallmouth bass	0.0000	0	0	0	0	0	0	0	0	0	0	NS	0
	(0.0000)	(0)	(0)	(0)	(0)	(0)	(0)	(0)	(0)	(0)	(0)		(0)
Walleye	0.0826	91	6	0	3	415	356	440	38	0	0	NS	1,349
	(0.0586)	(104)	(8)	(0)	(5)	(499)	(194)	(316)	(31)	(0)	(0)		(587)
White bass	0.0003	0	0	0	0	0	5	0	0	0	0	NS	5
	(0.0159)	(0)	(0)	(0)	(0)	(0)	(12)	(0)	(0)	(0)	(0)		(12)
White perch	0.0006	0	0	0	0	0	0	0	0	0	9	NS	9
	(0.0261)	(0)	(0)	(0)	(0)	(0)	(0)	(0)	(0)	(0)	(19)		(19)
Yellow perch	0.2047	1,013	862	31	789	6	0	0	0	0	644	NS	3,346
	(0.2126)	(762)	(615)	(63)	(1,309)	(12)	(0)	(0)	(0)	(0)	(561)		(1,614)
Angler Hrs		3,311	2,052	817	1,645	2,914	1,799	2,494	388	46	878	NS	16,343
		(1,424)	(717)	(670)	(758)	(2,028)	(1,107)	(1,248)	(218)	(14)	(485)		(8,669)
Angler Trips		729	411	452	812	868	694	572	160	16	323	NS	5,037
		(331)	(171)	(347)	(365)	(716)	(514)	(192)	(64)	(0)	(206)		(5,261)
Angler Days		719	406	451	805	868	694	524	160	16	291	NS	4,934
		(327)	(170)	(344)	(360)	(716)	(514)	(192)	(64)	(0)	(196)		(5,250)

Table B.226.--Sand Point to Port Austin (site 236) for 2010. "NS" means not sampled.

Species	Harvest per hr	Jan	Feb	Mar	Apr	May	Jun	Jul	Aug	Sep	Oct	Nov	Season
Brown Trout	0.0002 (0.0008)	0 (0)	0 (0)	0 (0)	5 (11)	0 (0)	0 (0)	0 (0)	0 (0)	0 (0)	0 (0)	NS	5 (11)
Channel Catfish	0.0004 (0.0012)	0 (0)	0 (0)	0 (0)	0 (0)	0 (0)	0 (0)	0 (0)	0 (0)	10 (16)	0 (0)	NS	10 (16)
Chinook Salmon	0.0011 (0.0041)	0 (0)	0 (0)	0 (0)	0 (0)	0 (0)	12 (25)	0 (0)	0 (0)	16 (29)	0 (0)	NS	29 (54)
Coho Salmon	0.0029 (0.0095)	0 (0)	0 (0)	0 (0)	5 (11)	69 (115)	0 (0)	0 (0)	0 (0)	0 (0)	0 (0)	NS	74 (126)
Freshwater Drum	0.0000 (0.0000)	0 (0)	0 (0)	0 (0)	0 (0)	0 (0)	0 (0)	0 (0)	0 (0)	0 (0)	0 (0)	NS	0 (0)
Lake Trout	0.0606 (0.0891)	0 (0)	81 (135)	0 (0)	0 (0)	93 (144)	297 (339)	136 (156)	363 (396)	581 (0)	0 (0)	NS	1,551 (1,171)
Lake Whitefish	0.0079 (0.0201)	0 (0)	0 (0)	0 (0)	0 (0)	9 (18)	170 (198)	23 (48)	0 (0)	0 (0)	0 (0)	NS	202 (265)
Largemouth Bass	0.0000 (0.0000)	0 (0)	0 (0)	0 (0)	0 (0)	0 (0)	0 (0)	0 (0)	0 (0)	0 (0)	0 (0)	NS	0 (0)
Muskellunge	0.0000 (0.0000)	0 (0)	0 (0)	0 (0)	0 (0)	0 (0)	0 (0)	0 (0)	0 (0)	0 (0)	0 (0)	NS	0 (0)
Northern Pike	0.0000 (0.0000)	0 (0)	0 (0)	0 (0)	0 (0)	0 (0)	0 (0)	0 (0)	0 (0)	0 (0)	0 (0)	NS	0 (0)
Other	0.0000 (0.0000)	0 (0)	0 (0)	0 (0)	0 (0)	0 (0)	0 (0)	0 (0)	0 (0)	0 (0)	0 (0)	NS	0 (0)
Pink Salmon	0.0000 (0.0000)	0 (0)	0 (0)	0 (0)	0 (0)	0 (0)	0 (0)	0 (0)	0 (0)	0 (0)	0 (0)	NS	0 (0)
Pumpkinseed	0.0000 (0.0000)	0 (0)	0 (0)	0 (0)	0 (0)	0 (0)	0 (0)	0 (0)	0 (0)	0 (0)	0 (0)	NS	0 (0)
Rainbow Trout	0.0000 (0.0000)	0 (0)	0 (0)	0 (0)	0 (0)	0 (0)	0 (0)	0 (0)	0 (0)	0 (0)	0 (0)	NS	0 (0)
Rock Bass	0.0000 (0.0000)	0 (0)	0 (0)	0 (0)	0 (0)	0 (0)	0 (0)	0 (0)	0 (0)	0 (0)	0 (0)	NS	0 (0)
Round whitefish	0.0000 (0.0000)	0 (0)	0 (0)	0 (0)	0 (0)	0 (0)	0 (0)	0 (0)	0 (0)	0 (0)	0 (0)	NS	0 (0)
Smallmouth bass	0.0076 (0.0228)	0 (0)	0 (0)	0 (0)	0 (0)	37 (64)	0 (0)	0 (0)	0 (0)	158 (235)	0 (0)	NS	195 (299)
Walleye	0.0720 (0.1456)	0 (0)	0 (0)	0 (0)	0 (0)	65 (124)	75 (97)	1,250 (1,203)	419 (427)	33 (63)	0 (0)	NS	1,843 (1,914)
White bass	0.0000 (0.0000)	0 (0)	0 (0)	0 (0)	0 (0)	0 (0)	0 (0)	0 (0)	0 (0)	0 (0)	0 (0)	NS	0 (0)
White perch	0.0000 (0.0000)	0 (0)	0 (0)	0 (0)	0 (0)	0 (0)	0 (0)	0 (0)	0 (0)	0 (0)	0 (0)	NS	0 (0)
Yellow perch	0.0015 (0.0066)	0 (0)	0 (0)	0 (0)	0 (0)	0 (0)	0 (0)	38 (86)	0 (0)	0 (0)	0 (0)	NS	38 (86)
Angler Hrs		414 (334)	862 (730)	0 (0)	159 (210)	1,661 (1,568)	3,944 (1,987)	12,159 (7,120)	3,838 (968)	2,438 (90)	121 (137)	NS	25,597 (13,143)
Angler Trips		63 (0)	532 (0)	21 (0)	246 (79)	468 (259)	882 (512)	3,342 (2,018)	887 (84)	453 (7)	53 (67)	NS	6,947 (4,223)
Angler Days		63 (0)	532 (0)	21 (0)	233 (62)	468 (259)	852 (501)	3,242 (1,956)	861 (84)	453 (7)	53 (67)	NS	6,778 (4,150)

Appendix C.—Proportions (in decimals) of ages of Walleyes and Yellow Perch harvested by the recreational fishery in Saginaw Bay from 1986–2010 fishing seasons where a fishing season is the open-water fishery that year and the following year’s ice fishery so that ages reflect the same cohort. N is the number aged that year.

Table C.1.—Walleyes.

Year	N	1	2	3	4	5	6	7	8	9	10	11	12	13	14	15	16	17	18
1986	81		0.099	0.383	0.222	0.074	0.111	0.062	0.025	0.012	0.012								
1987	553		0.373	0.302	0.145	0.098	0.047	0.018	0.018										
1988	476		0.139	0.372	0.168	0.126	0.088	0.048	0.032	0.015	0.004		0.004		0.002	0.002			
1989	37		0.027	0.378	0.351	0.135	0.054	0.054											
1990	60			0.300	0.233	0.167	0.200		0.050	0.050									
1991	467		0.201	0.197	0.111	0.158	0.139	0.092	0.066	0.021	0.011	0.002							
1992	323		0.037	0.198	0.161	0.133	0.161	0.130	0.084	0.046	0.040	0.009							
1993	663		0.044	0.131	0.234	0.155	0.097	0.100	0.121	0.056	0.038	0.020	0.006						
1994	438		0.005	0.185	0.123	0.158	0.142	0.098	0.121	0.100	0.048	0.018		0.002					
1995	359		0.006	0.075	0.206	0.123	0.139	0.120	0.067	0.086	0.092	0.061	0.017	0.008					
1996	361		0.172	0.011	0.075	0.191	0.083	0.097	0.072	0.055	0.111	0.075	0.030	0.025	0.003				
1997	349		0.029	0.241	0.014	0.106	0.181	0.097	0.074	0.066	0.057	0.066	0.037	0.026	0.006				
1998	423		0.007	0.180	0.305	0.035	0.076	0.118	0.092	0.085	0.028	0.040	0.024	0.007	0.002				
1999	460		0.117	0.048	0.115	0.207	0.059	0.093	0.113	0.109	0.074	0.030	0.028	0.004			0.002		
2000	616		0.208	0.239	0.078	0.086	0.114	0.065	0.047	0.045	0.054	0.041	0.011	0.002	0.011				
2001	547		0.044	0.346	0.186	0.062	0.068	0.079	0.060	0.062	0.044	0.018	0.020	0.011					
2002	437		0.064	0.082	0.304	0.165	0.098	0.043	0.082	0.043	0.039	0.030	0.030	0.011	0.007				
2003	478		0.092	0.149	0.176	0.195	0.123	0.088	0.063	0.052	0.029	0.017	0.013	0.002	0.002				
2004	528		0.049	0.309	0.127	0.138	0.102	0.093	0.064	0.032	0.034	0.008	0.009	0.013	0.004	0.011	0.006		
2005	361		0.011	0.313	0.161	0.072	0.086	0.094	0.055	0.014	0.019	0.036	0.033	0.030	0.017	0.039	0.017		0.003
2006	462		0.013	0.613	0.152	0.054	0.037	0.050	0.039	0.022	0.009	0.004	0.009						
2007	468	0.002	0.425	0.383	0.139	0.035	0.012	0.003	0.002										
2008	740			0.153	0.415	0.245	0.109	0.031	0.024	0.009	0.005	0.005	0.001	0.001					
2009	582		0.003	0.112	0.309	0.275	0.167	0.055	0.026	0.015	0.017	0.005	0.002	0.009		0.005			
2010	217			0.318	0.134	0.253	0.147	0.088	0.051		0.005	0.005							

Table C.2.–Yellow Perch.

Year	N	1	2	3	4	5	6	7	8	9	10	11	12	13	14	15	16	17	18
1986	980		0.039	0.252	0.386	0.201	0.065	0.033	0.016	0.004	0.002	0.001		0.001					
1987	1733		0.011	0.189	0.457	0.269	0.047	0.018	0.005	0.002	0.001								
1988	1172		0.113	0.353	0.344	0.137	0.027	0.014	0.003	0.003									
1989	718		0.070	0.336	0.348	0.134	0.064	0.033	0.008	0.003	0.004								
1990	528			0.100	0.468	0.307	0.095	0.027	0.004										
1991	1683		0.029	0.147	0.311	0.285	0.135	0.071	0.017	0.002	0.002								
1992	1735		0.033	0.149	0.250	0.241	0.176	0.088	0.040	0.018	0.003	0.002							
1993	1212	0.002	0.119	0.233	0.204	0.189	0.136	0.061	0.037	0.012	0.006	0.001							
1994	1518		0.022	0.223	0.324	0.188	0.105	0.066	0.039	0.018	0.010	0.004							
1995	1327	0.002	0.067	0.187	0.271	0.240	0.115	0.062	0.029	0.020	0.007	0.001							
1996	701	0.003	0.287	0.262	0.144	0.175	0.081	0.029	0.014	0.003	0.001								
1997	1168	0.007	0.378	0.405	0.118	0.037	0.033	0.017	0.004	0.002									
1998	815	0.005	0.244	0.510	0.166	0.042	0.015	0.011	0.004	0.001	0.002								
1999	1298	0.022	0.543	0.206	0.117	0.049	0.029	0.020	0.008	0.005	0.001								
2000	1303	0.005	0.185	0.476	0.236	0.054	0.021	0.015	0.004	0.003	0.001								
2001	1236		0.072	0.418	0.376	0.106	0.017	0.006	0.004										
2002	1119	0.056	0.234	0.308	0.250	0.121	0.021	0.004	0.001	0.004									
2003	1062	0.013	0.370	0.473	0.099	0.033	0.011	0.001											
2004	794	0.047	0.300	0.335	0.228	0.035	0.029	0.018	0.008	0.001									
2005	864	0.022	0.442	0.410	0.081	0.022	0.014	0.006	0.003										
2006	729	0.025	0.414	0.431	0.106	0.016	0.004	0.003		0.001									
2007	598		0.425	0.383	0.139	0.035	0.012	0.003	0.002										
2008	600	0.062	0.362	0.367	0.112	0.067	0.015	0.007	0.005	0.005									
2009	414	0.034	0.382	0.386	0.121	0.048	0.027	0.002											
2010	249	0.257	0.570	0.149	0.020		0.004												

Appendix D.—Total harvest per hour, harvest per excursion, number of fish harvested, and fishing effort (angler hours, anglers, and charter excursions) for charter boats fishing waters of Saginaw Bay and its tributaries.

Tables:

D.1.	Data from 1990	D.12.	Data from 2001
D.2.	Data from 1991	D.13.	Data from 2002
D.3.	Data from 1992	D.14.	Data from 2003
D.4.	Data from 1993	D.15.	Data from 2004
D.5.	Data from 1994	D.16.	Data from 2005
D.6.	Data from 1995	D.17.	Data from 2006
D.7.	Data from 1996	D.18.	Data from 2007
D.8.	Data from 1997	D.19.	Data from 2008
D.9.	Data from 1998	D.20.	Data from 2009
D.10.	Data from 1999	D.21.	Data from 2010
D.11.	Data from 2000		

Table D.1.–Data from 1990.

Species	Total harvest		Month												Season
	Per hour	Per excursion	Jan	Feb	Mar	Apr	May	Jun	Jul	Aug	Sep	Oct	Nov	Dec	
Coho Salmon	0.001	0.029	0	0	0	0	9	1	3	5	4	0	0	0	22
Chinook Salmon	0.021	0.462	0	0	0	0	153	53	47	89	5	0	0	0	347
Rainbow Trout	0.001	0.031	0	0	0	0	0	4	8	10	1	0	0	0	23
Brown Trout	0.000	0.008	0	0	0	0	2	1	2	1	0	0	0	0	6
Lake Trout	0.055	1.189	0	0	0	0	153	334	256	148	2	0	0	0	893
Yellow perch	0.470	10.148	0	0	0	0	570	1,161	2,069	2,665	1,007	149	0	0	7,621
Walleye	0.203	4.387	0	0	0	0	52	87	1,826	1,276	54	0	0	0	3,295
Lamprey on:															
Chinook Salmon			0	0	0	0	21	5	6	6	1	0	0	0	39
Lake Trout			0	0	0	0	19	23	27	18	1	0	0	0	88
Angler hours			0	0	0	20	1,819	2,855	5,570	5,148	758	39	0	0	16,209
Anglers			0	0	0	4	314	491	997	892	131	7	0	0	2,836
Charter excursions			0	0	0	1	81	135	267	229	35	3	0	0	751

Table D.2.–Data from 1991.

Species	Total harvest		Month												Season
	per hour	per excursion	Jan	Feb	Mar	Apr	May	Jun	Jul	Aug	Sep	Oct	Nov	Dec	
Coho Salmon	0.001	0.030	0	0	0	3	9	5	2	3	1	0	0	0	23
Chinook Salmon	0.014	0.315	0	0	0	1	66	38	35	76	26	0	0	0	242
Rainbow Trout	0.003	0.060	0	0	0	1	6	5	14	19	1	0	0	0	46
Brown Trout	0.001	0.020	0	0	0	0	3	5	6	1	0	0	0	0	15
Lake Trout	0.026	0.594	0	0	0	0	98	149	146	63	0	0	0	0	456
Yellow perch	0.285	6.500	0	0	0	15	3	1,308	1,056	836	1,739	35	0	0	4,992
Walleye	0.210	4.777	0	0	0	0	23	306	2,128	1,135	77	0	0	0	3,669
Lamprey on:															
Chinook Salmon			0	0	0	0	4	2	3	6	4	0	0	0	19
Lake Trout			0	0	0	0	17	3	2	1	0	0	0	0	23
Angler hours			0	0	0	100	1,197	3,230	7,326	4,688	938	30	0	0	17,509
Anglers			0	0	0	23	213	557	1,191	748	152	5	0	0	2,889
Charter excursions			0	0	0	6	56	141	322	197	45	1	0	0	768

Table D.3.–Data from 1992.

Species	Total harvest		Month												Season
	per hour	per excursion	Jan	Feb	Mar	Apr	May	Jun	Jul	Aug	Sep	Oct	Nov	Dec	
Coho Salmon	0.000	0.002	0	0	0	0	1	0	0	0	0	0	0	0	1
Chinook Salmon	0.008	0.193	0	0	0	0	40	16	18	19	1	0	0	0	94
Rainbow Trout	0.001	0.031	0	0	0	0	1	7	5	1	1	0	0	0	15
Brown Trout	0.000	0.004	0	0	0	0	0	0	0	0	2	0	0	0	2
Lake Trout	0.017	0.385	0	0	0	0	23	49	98	17	0	0	0	0	187
Yellow perch	0.282	6.479	0	0	0	1	30	340	784	1,121	729	144	0	0	3,149
Walleye	0.255	5.844	0	0	0	0	11	40	1,206	1,245	338	0	0	0	2,840
Lamprey on:															
Chinook Salmon			0	0	0	0	10	0	0	4	0	0	0	0	14
Lake Trout			0	0	0	0	0	1	1	0	0	0	0	0	2
Angler hours			0	0	0	41	603	1,079	4,568	3,563	1,225	70	0	0	11,149
Anglers			0	0	0	9	106	189	756	609	208	11	0	0	1,888
Charter excursions			0	0	0	2	26	53	187	161	53	4	0	0	486

Table D.4.–Data from 1993.

Species	Total harvest		Month												Season
	per hour	per excursion	Jan	Feb	Mar	Apr	May	Jun	Jul	Aug	Sep	Oct	Nov	Dec	
Coho Salmon	0.001	0.022	0	0	0	0	4	4	0	1	0	0	0	0	9
Chinook Salmon	0.011	0.252	0	0	0	0	17	13	37	25	12	0	0	0	104
Rainbow Trout	0.003	0.073	0	0	0	0	3	1	15	8	3	0	0	0	30
Brown Trout	0.001	0.012	0	0	0	0	2	1	0	1	1	0	0	0	5
Lake Trout	0.019	0.431	0	0	0	0	4	98	40	36	0	0	0	0	178
Yellow perch	0.157	3.523	0	0	0	0	0	0	313	418	519	205	0	0	1,455
Walleye	0.267	5.983	0	0	0	0	5	17	1,221	1,208	20	0	0	0	2,471
Lamprey on:															
Chinook Salmon			0	0	0	0	0	0	1	3	0	0	0	0	4
Lake Trout			0	0	0	0	0	0	0	0	0	0	0	0	0
Angler hours			0	0	0	0	254	891	4,143	3,395	504	55	0	0	9,242
Anglers			0	0	0	0	46	161	721	583	92	11	0	0	1,614
Charter excursions			0	0	0	0	10	39	183	153	25	3	0	0	413

Table D.5.–Data from 1994.

Species	Total harvest		Month												Season
	per hour	per excursion	Jan	Feb	Mar	Apr	May	Jun	Jul	Aug	Sep	Oct	Nov	Dec	
Coho Salmon	0.000	0.006	0	0	0	0	0	1	0	0	1	0	0	0	2
Chinook Salmon	0.010	0.226	0	0	0	0	18	23	10	5	17	0	0	0	73
Rainbow Trout	0.003	0.074	0	0	0	0	0	6	8	3	7	0	0	0	24
Brown Trout	0.021	0.461	0	0	0	0	0	0	71	77	1	0	0	0	149
Lake Trout	0.011	0.245	0	0	0	0	28	13	0	38	0	0	0	0	79
Yellow perch	0.283	6.260	0	0	0	0	0	68	359	567	1,028	0	0	0	2,022
Walleye	0.287	6.341	0	0	0	0	0	2	1,187	854	5	0	0	0	2,048
Lamprey on:															
Chinook Salmon			0	0	0	0	2	0	0	0	2	0	0	0	4
Lake Trout			0	0	0	0	2	0	0	0	0	0	0	0	2
Angler hours			0	0	0	0	216	518	3,122	2,732	558	0	0	0	7,146
Anglers			0	0	0	0	43	96	514	488	95	0	0	0	1,236
Charter excursions			0	0	0	0	13	26	130	129	25	0	0	0	323

Table 13.6.–Data from 1995.

Species	Total harvest		Month												Season
	per hour	per excursion	Jan	Feb	Mar	Apr	May	Jun	Jul	Aug	Sep	Oct	Nov	Dec	
Coho Salmon	0.000	0.008	0	0	0	0	0	0	2	1	0	0	0	0	3
Chinook Salmon	0.022	0.638	0	0	0	0	6	71	72	105	0	0	0	0	254
Rainbow Trout	0.008	0.239	0	0	0	0	1	17	21	56	0	0	0	0	95
Brown Trout	0.013	0.369	0	0	0	0	4	12	91	40	0	0	0	0	147
Lake Trout	0.028	0.807	0	0	0	0	8	182	39	92	0	0	0	0	321
Yellow perch	0.173	4.905	0	0	0	24	10	289	664	340	506	119	0	0	1,952
Walleye	0.146	4.133	0	0	0	1	1	49	922	605	67	0	0	0	1,645
Lamprey on:															
Chinook Salmon			0	0	0	0	0	7	0	0	0	0	0	0	7
Lake Trout			0	0	0	0	0	2	0	0	0	0	0	0	2
Angler hours			0	0	0	24	176	1,897	5,599	2,777	759	66	0	0	11,298
Anglers			0	0	0	4	34	344	991	474	143	14	0	0	2,004
Charter excursions			0	0	0	1	11	68	182	115	18	3	0	0	398

Table D.7.–Data from 1996.

Species	Total harvest		Month												Season
	per hour	per excursion	Jan	Feb	Mar	Apr	May	Jun	Jul	Aug	Sep	Oct	Nov	Dec	
Coho Salmon	0.000	0.000	0	0	0	0	0	0	0	0	0	0	0	0	0
Chinook Salmon	0.020	0.572	0	0	0	0	21	53	28	90	31	0	0	0	223
Rainbow Trout	0.005	0.144	0	0	0	0	2	12	12	28	2	0	0	0	56
Brown Trout	0.010	0.277	0	0	0	0	1	2	50	53	2	0	0	0	108
Lake Trout	0.027	0.762	0	0	0	0	52	71	56	103	15	0	0	0	297
Yellow perch	0.139	3.879	0	0	0	0	0	251	558	456	89	159	0	0	1,513
Walleye	0.161	4.503	0	0	0	0	0	10	948	762	36	0	0	0	1,756
Lamprey on:															
Chinook Salmon			0	0	0	0	0	7	0	1	0	0	0	0	8
Lake Trout			0	0	0	0	1	3	0	0	0	0	0	0	4
Angler hours			0	0	0	0	246	1,206	4,495	4,359	559	25	0	0	10,890
Anglers			0	0	0	0	41	210	780	793	114	5	0	0	1,943
Charter excursions			0	0	0	0	14	43	160	154	18	1	0	0	390

Table D.8.–Data from 1997.

Species	Total harvest		Month												Season
	per hour	per excursion	Jan	Feb	Mar	Apr	May	Jun	Jul	Aug	Sep	Oct	Nov	Dec	
Coho Salmon	0.000	0.006	0	0	0	0	0	0	2	0	0	0	0	0	2
Chinook Salmon	0.045	1.237	0	0	0	0	137	65	86	115	14	0	0	0	417
Rainbow Trout	0.009	0.237	0	0	0	0	11	18	29	22	0	0	0	0	80
Brown Trout	0.005	0.136	0	0	0	0	4	0	39	3	0	0	0	0	46
Lake Trout	0.027	0.739	0	0	0	0	104	62	44	39	0	0	0	0	249
Yellow perch	0.093	2.531	0	0	0	0	0	3	235	579	36	0	0	0	853
Walleye	0.164	4.475	0	0	0	0	1	78	1,067	362	0	0	0	0	1,508
Lamprey on:															
Chinook Salmon			0	0	0	0	7	0	0	8	2	0	0	0	17
Lake Trout			0	0	0	0	3	2	1	1	0	0	0	0	7
Angler hours			0	0	0	0	799	968	4,069	3,203	181	0	0	0	9,220
Anglers			0	0	0	0	141	157	682	567	36	0	0	0	1,583
Charter excursions			0	0	0	0	33	39	148	114	3	0	0	0	337

Table D.9.–Data from 1998.

Species	Total harvest		Month												Season
	per hour	per excursion	Jan	Feb	Mar	Apr	May	Jun	Jul	Aug	Sep	Oct	Nov	Dec	
Coho Salmon	0.001	0.035	0	0	0	0	9	0	7	0	0	0	0	0	16
Chinook Salmon	0.038	1.070	0	0	0	4	69	38	171	156	50	0	0	0	488
Rainbow Trout	0.006	0.173	0	0	0	6	17	8	25	15	8	0	0	0	79
Brown Trout	0.004	0.110	0	0	0	3	0	41	3	3	0	0	0	0	50
Lake Trout	0.027	0.743	0	0	0	0	108	79	40	97	15	0	0	0	339
Yellow perch	0.130	3.627	0	0	0	0	49	0	451	326	812	16	0	0	1,654
Walleye	0.179	4.991	0	0	0	2	2	228	1,414	596	34	0	0	0	2,276
Lamprey on:															
Chinook Salmon			0	0	0	1	5	3	6	6	1	0	0	0	22
Lake Trout			0	0	0	0	5	2	2	3	3	0	0	0	15
Angler hours			0	0	0	36	706	1,335	5,914	3,427	1,258	20	0	0	12,696
Anglers			0	0	0	8	123	249	1,037	614	222	4	0	0	2,257
Charter excursions			0	0	0	4	33	65	201	126	26	1	0	0	456

Table D.10.–Data from 1999.

Species	Total harvest		Month												Season
	per hour	per excursion	Jan	Feb	Mar	Apr	May	Jun	Jul	Aug	Sep	Oct	Nov	Dec	
Coho Salmon	0.001	0.036	0	0	0	0	4	2	3	1	6	0	0	0	16
Chinook Salmon	0.026	0.770	0	0	0	0	12	22	146	82	83	0	0	0	345
Rainbow Trout	0.005	0.158	0	0	0	0	1	10	36	6	18	0	0	0	71
Brown Trout	0.000	0.011	0	0	0	0	0	0	4	0	1	0	0	0	5
Lake Trout	0.028	0.819	0	0	0	0	95	132	62	57	21	0	0	0	367
Yellow perch	0.419	12.460	0	0	0	0	132	92	1,432	2,241	1,685	0	0	0	5,582
Walleye	0.162	4.826	0	0	0	0	0	81	1,540	510	31	0	0	0	2,162
Lamprey on:															
Chinook Salmon			0	0	0	0	0	1	9	6	0	0	0	0	16
Lake Trout			0	0	0	0	0	5	1	0	0	0	0	0	6
Angler hours			0	0	0	0	340	1,343	6,157	3,534	1,937	0	0	0	13,311
Anglers			0	0	0	0	58	243	1,026	644	357	0	0	0	2,328
Charter excursions			0	0	0	0	16	55	221	111	45	0	0	0	448

Table D.11.–Data from 2000.

Species	Total harvest		Month												Season
	per hour	per excursion	Jan	Feb	Mar	Apr	May	Jun	Jul	Aug	Sep	Oct	Nov	Dec	
Coho Salmon	0.002	0.070	0	0	0	0	17	13	1	0	0	0	0	0	31
Chinook Salmon	0.019	0.625	0	0	0	1	149	45	16	50	16	0	0	0	277
Rainbow Trout	0.003	0.093	0	0	0	0	9	5	1	18	8	0	0	0	41
Brown Trout	0.001	0.029	0	0	0	1	2	3	2	1	4	0	0	0	13
Lake Trout	0.071	2.377	0	0	0	1	662	259	18	100	13	0	0	0	1,053
Yellow perch	0.158	5.264	0	0	0	0	0	164	575	1,062	531	0	0	0	2,332
Walleye	0.175	5.840	0	0	0	0	5	91	1,728	749	14	0	0	0	2,587
Lamprey on:															
Chinook Salmon			0	0	0	0	13	2	0	1	1	0	0	0	17
Lake Trout			0	0	0	0	11	4	0	1	0	0	0	0	16
Angler hours			0	0	0	40	1,722	2,318	5,617	3,806	1,278	0	0	0	14,781
Anglers			0	0	0	8	299	396	907	640	214	0	0	0	2,464
Charter excursions			0	0	0	2	81	73	165	102	20	0	0	0	443

Table D.12.–Data from 2001.

Species	Total harvest		Month												Season
	per hour	per excursion	Jan	Feb	Mar	Apr	May	Jun	Jul	Aug	Sep	Oct	Nov	Dec	
Coho Salmon	0.000	0.013	0	0	0	0	3	2	0	0	0	0	0	0	5
Chinook Salmon	0.016	0.526	0	0	0	0	17	25	34	109	10	0	0	0	195
Rainbow Trout	0.004	0.137	0	0	0	0	5	10	15	20	1	0	0	0	51
Brown Trout	0.000	0.011	0	0	0	0	1	1	1	1	0	0	0	0	4
Lake Trout	0.067	2.245	0	0	0	0	120	204	192	269	48	0	0	0	833
Yellow perch	0.142	4.760	0	0	0	0	0	75	259	289	1,137	6	0	0	1,766
Walleye	0.176	5.903	0	0	0	0	2	23	1,482	682	1	0	0	0	2,190
Lamprey on:															
Chinook Salmon			0	0	0	0	0	0	0	0	0	0	0	0	0
Lake Trout			0	0	0	0	10	2	6	5	1	0	0	0	24
Angler hours			0	0	0	0	418	1,291	5,413	3,914	1,438	4	0	0	12,478
Anglers			0	0	0	0	74	234	873	673	247	4	0	0	2,105
Charter excursions			0	0	0	0	20	40	173	117	20	1	0	0	371

Table D.13.–Data from 2002.

Species	Total harvest		Month												Season
	per hour	per excursion	Jan	Feb	Mar	Apr	May	Jun	Jul	Aug	Sep	Oct	Nov	Dec	
Coho Salmon	0.002	0.058	0	0	0	0	0	11	8	2	1	0	0	0	22
Chinook Salmon	0.059	1.655	0	0	0	0	70	80	201	221	57	0	0	0	629
Rainbow Trout	0.005	0.147	0	0	0	0	1	11	23	17	4	0	0	0	56
Brown Trout	0.005	0.147	0	0	0	7	1	3	25	18	2	0	0	0	56
Lake Trout	0.078	2.197	0	0	0	0	101	277	220	233	4	0	0	0	835
Yellow perch	0.047	1.334	0	0	0	0	0	2	111	61	333	0	0	0	507
Walleye	0.119	3.358	0	0	0	0	1	201	790	284	0	0	0	0	1,276
Lamprey on:															
Chinook Salmon			0	0	0	0	7	15	28	6	1	0	0	0	57
Lake Trout			0	0	0	0	5	12	2	3	0	0	0	0	22
Angler hours			0	0	0	15	579	1,814	4,678	2,512	1,120	0	0	0	10,718
Anglers			0	0	0	3	101	302	794	426	189	0	0	0	1,815
Charter excursions			0	0	0	1	23	71	172	92	21	0	0	0	380

Table D.14.–Data from 2003.

Species	Total harvest		Month												Season
	per hour	per excursion	Jan	Feb	Mar	Apr	May	Jun	Jul	Aug	Sep	Oct	Nov	Dec	
Coho Salmon	0.002	0.041	0	0	0	0	14	0	2	1	0	0	0	0	17
Chinook Salmon	0.068	1.815	0	0	0	0	183	102	97	283	79	0	0	0	744
Rainbow Trout	0.004	0.095	0	0	0	0	2	10	10	17	0	0	0	0	39
Brown Trout	0.008	0.210	0	0	0	0	4	12	27	32	11	0	0	0	86
Lake Trout	0.086	2.302	0	0	0	0	156	258	201	221	108	0	0	0	944
Yellow perch	0.045	1.205	0	0	0	0	0	11	48	128	307	0	0	0	494
Walleye	0.142	3.776	0	0	0	0	3	385	875	279	6	0	0	0	1,548
Lamprey on:															
Chinook Salmon			0	0	0	0	14	4	1	11	1	0	0	0	31
Lake Trout			0	0	0	0	5	6	2	1	2	0	0	0	16
Angler hours			0	0	0	0	674	2,127	4,320	3,109	693	0	0	0	10,923
Anglers			0	0	0	0	121	356	729	521	120	0	0	0	1,847
Charter excursions			0	0	0	0	28	84	161	111	26	0	0	0	410

Table D.15.–Data from 2004.

Species	Total harvest		Month												Season
	per hour	per excursion	Jan	Feb	Mar	Apr	May	Jun	Jul	Aug	Sep	Oct	Nov	Dec	
Coho Salmon	0.001	0.030	0	0	0	0	11	0	0	1	0	0	0	0	12
Chinook Salmon	0.021	0.539	0	0	0	0	57	17	32	39	70	0	0	0	215
Rainbow Trout	0.002	0.063	0	0	0	0	10	3	5	2	5	0	0	0	25
Brown Trout	0.003	0.085	0	0	0	0	3	7	9	8	7	0	0	0	34
Lake Trout	0.158	4.105	0	0	0	0	329	355	343	374	237	0	0	0	1,638
Yellow perch	0.013	0.346	0	0	0	0	0	10	32	57	39	0	0	0	138
Walleye	0.137	3.564	0	0	0	0	16	497	762	140	7	0	0	0	1,422
Lamprey on:															
Chinook Salmon			0	0	0	0	0	0	1	1	0	0	0	0	2
Lake Trout			0	0	0	0	7	4	4	10	3	0	0	0	28
Angler hours			0	0	0	0	888	2,387	3,690	2,573	832	0	0	0	10,370
Anglers			0	0	0	0	161	396	627	428	158	0	0	0	1,770
Charter excursions			0	0	0	0	46	95	142	84	32	0	0	0	399

Table D.16.–Data from 2005.

Species	Total harvest		Month												Season
	per hour	per excursion	Jan	Feb	Mar	Apr	May	Jun	Jul	Aug	Sep	Oct	Nov	Dec	
Coho Salmon	0.001	0.017	0	0	0	0	3	0	4	0	0	0	0	0	7
Chinook Salmon	0.009	0.207	0	0	0	0	31	33	9	8	2	0	0	0	83
Rainbow Trout	0.002	0.050	0	0	0	0	2	3	12	1	2	0	0	0	20
Brown Trout	0.000	0.005	0	0	0	0	2	0	0	0	0	0	0	0	2
Lake Trout	0.263	5.940	0	0	0	0	408	509	674	569	222	0	0	0	2,382
Yellow perch	0.008	0.182	0	0	0	8	0	1	4	19	41	0	0	0	73
Walleye	0.109	2.449	0	0	0	10	90	527	298	57	0	0	0	0	982
Lamprey on:															
Chinook Salmon			0	0	0	0	2	0	0	1	2	0	0	0	5
Lake Trout			0	0	0	0	7	3	10	10	6	0	0	0	36
Angler hours			0	0	0	48	1,071	2,761	3,115	1,566	487	0	0	0	9,048
Anglers			0	0	0	8	193	489	536	278	91	0	0	0	1,595
Charter excursions			0	0	0	2	53	127	133	66	20	0	0	0	401

Table D.17.–Data from 2006.

Species	Total harvest		Month												Season
	per hour	per excursion	Jan	Feb	Mar	Apr	May	Jun	Jul	Aug	Sep	Oct	Nov	Dec	
Coho Salmon	0.003	0.055	0	0	0	0	5	4	5	10	0	1	0	0	25
Chinook Salmon	0.009	0.188	0	0	0	0	19	21	29	14	2	0	0	0	85
Rainbow Trout	0.004	0.097	0	0	0	0	2	6	14	20	1	1	0	0	44
Brown Trout	0.000	0.007	0	0	0	0	0	2	1	0	0	0	0	0	3
Lake Trout	0.263	5.763	0	0	0	0	358	669	712	652	214	0	0	0	2,605
Yellow perch	0.019	0.409	0	0	0	0	1	6	27	33	118	0	0	0	185
Walleye	0.230	5.046	0	0	0	26	132	904	1,008	204	7	0	0	0	2,281
Lamprey on:															
Chinook Salmon			0	0	0	0	0	2	3	1	1	0	0	0	7
Lake Trout			0	0	0	0	3	7	9	12	5	0	0	0	36
Angler hours			0	0	0	96	1,039	2,832	3,523	1,886	527	18	0	0	9,921
Anglers			0	0	0	16	181	519	649	353	96	3	0	0	1,817
Charter excursions			0	0	0	4	49	133	153	89	23	1	0	0	452

Table D.18.–Data from 2007.

Species	Total harvest		Month												Season
	per hour	per excursion	Jan	Feb	Mar	Apr	May	Jun	Jul	Aug	Sep	Oct	Nov	Dec	
Coho Salmon	0.001	0.018	0	0	0	0	0	0	4	4	0	0	0	0	8
Chinook Salmon	0.003	0.071	0	0	0	4	5	6	12	4	1	0	0	0	32
Rainbow Trout	0.001	0.031	0	0	0	0	0	0	8	3	3	0	0	0	14
Brown Trout	0.000	0.000	0	0	0	0	0	0	0	0	0	0	0	0	0
Lake Trout	0.154	3.300	0	0	0	0	159	301	489	491	55	0	0	0	1,495
Yellow perch	0.005	0.097	0	0	0	0	1	6	11	9	17	0	0	0	44
Walleye	0.438	9.404	0	0	0	55	323	1,831	1,651	399	1	0	0	0	4,260
Lamprey on:															
Chinook Salmon			0	0	0	0	1	0	0	0	0	0	0	0	1
Lake Trout			0	0	0	0	0	3	2	8	0	0	0	0	13
Angler hours			0	0	0	102	827	3,133	3,647	1,843	174	0	0	0	9,726
Anglers			0	0	0	23	145	585	649	338	30	0	0	0	1,770
Charter excursions			0	0	0	7	38	151	166	84	7	0	0	0	453

Table D.19.–Data from 2008.

Species	Total harvest		Month												Season
	per hour	per excursion	Jan	Feb	Mar	Apr	May	Jun	Jul	Aug	Sep	Oct	Nov	Dec	
Coho Salmon	0.002	0.034	0	0	0	0	11	3	0	1	0	0	0	0	15
Chinook Salmon	0.002	0.052	0	0	0	0	10	5	7	0	1	0	0	0	23
Rainbow Trout	0.002	0.040	0	0	0	0	0	1	1	10	6	0	0	0	18
Brown Trout	0.000	0.002	0	0	0	0	0	1	0	0	0	0	0	0	1
Lake Trout	0.071	1.528	0	0	0	0	59	127	234	160	100	0	0	0	680
Yellow perch	0.020	0.425	0	0	0	0	1	15	23	10	4	136	0	0	189
Walleye	0.594	12.775	0	0	0	0	372	2,064	2,174	936	139	0	0	0	5,685
Lamprey on:															
Chinook Salmon			0	0	0	0	0	0	0	0	0	0	0	0	0
Lake Trout			0	0	0	0	1	0	5	3	1	0	0	0	10
Angler hours			0	0	0	0	882	2,957	3,348	1,859	456	72	0	0	9,574
Anglers			0	0	0	0	157	545	607	323	80	12	0	0	1,724
Charter excursions			0	0	0	0	39	141	157	86	20	2	0	0	445

Table D.20.–Data from 2009.

Species	Total harvest		Month												Season
	per hour	per excursion	Jan	Feb	Mar	Apr	May	Jun	Jul	Aug	Sep	Oct	Nov	Dec	
Coho Salmon	0.000	0.002	0	0	0	0	0	0	0	1	0	0	0	0	1
Chinook Salmon	0.000	0.009	0	0	0	0	2	3	0	1	0	0	0	0	6
Rainbow Trout	0.002	0.037	0	0	0	0	1	1	5	3	14	0	0	0	24
Brown Trout	0.000	0.002	0	0	0	0	0	0	1	0	0	0	0	0	1
Lake Trout	0.066	1.443	0	0	0	0	10	79	277	280	279	0	0	0	925
Yellow perch	0.006	0.134	0	0	0	0	8	17	22	14	25	0	0	0	86
Walleye	0.524	11.441	0	0	0	29	1,023	2,838	2,226	1,111	107	0	0	0	7,334
Lamprey on:															
Chinook Salmon			0	0	0	0	1	0	0	0	1	0	0	0	2
Lake Trout			0	0	0	0	0	2	7	3	2	0	0	0	14
Angler hours			0	0	0	90	1,915	4,115	4,454	2,609	824	0	0	0	14,007
Anglers			0	0	0	18	305	755	808	458	151	0	0	0	2,495
Charter excursions			0	0	0	3	85	194	199	118	42	0	0	0	641

Table D.21.–Data from 2010.

Species	Total harvest		Month												Season
	per hour	per excursion	Jan	Feb	Mar	Apr	May	Jun	Jul	Aug	Sep	Oct	Nov	Dec	
Coho Salmon	0.000	0.003	0	0	0	0	0	0	0	2	0	0	0	0	2
Chinook Salmon	0.001	0.015	0	0	0	0	2	0	5	1	1	0	0	0	9
Rainbow Trout	0.002	0.034	0	0	0	0	0	2	3	12	4	0	0	0	21
Brown Trout	0.000	0.006	0	0	0	0	0	0	0	4	0	0	0	0	4
Lake Trout	0.046	0.981	0	0	0	0	63	59	218	242	24	0	0	0	606
Yellow perch	0.073	1.552	0	0	0	0	5	41	15	368	505	25	0	0	959
Walleye	0.381	8.129	0	0	0	34	989	2,128	1,493	378	2	0	0	0	5,024
Lamprey on:															
Chinook Salmon			0	0	0	0	0	0	0	0	0	0	0	0	0
Lake Trout			0	0	0	0	0	0	2	5	2	0	0	0	9
Angler hours			0	0	0	102	2,424	4,236	4,059	1,937	383	50	0	0	13,191
Anglers			0	0	0	19	396	781	738	348	64	10	0	0	2,356
Charter excursions			0	0	0	4	113	201	189	94	15	2	0	0	618