



# Compartment Review Presentation

Newberry Forest Management Unit

Compartment 42074

Entry Year 2021

Acreage: 3,190

County Chippewa

Management Area: Sage Truck Trail

---

**Revision Date:** 2019-08-16

**Stand Examiner:** Jason Tokar

**Legal Description:**

T45N R07W Sections 3, 10-15

**Identified Planning Goals:**

Timber and wildlife habitat are equally important management goals and management emphasis will be on both timber management and promoting wildlife habitat. Treatments prescribed will help ensure the sustainability of the forest resource, continue to improve the quality of the wildlife habitat, and enhance the forest health, productivity, and diversity of the area. Maintain and/or improve the integrity of the Deer Wintering Complex (DWC). Aspen management will continue at the current sustainable level as will northern hardwoods management. Some pine management is prescribed.

**Soil and topography:**

The compartment consists of a fairly even mix of lowland and upland. The major soil type(s) associated with the lowland areas is Markey and Carbondale Mucks. Cover types supported on these muck soils include cedar, lowland swamp conifer, tamarack, and lowland black spruce. Narrow ridges of white pine are found throughout these cover types. The main upland soil type is Kalkaska sand, on which good quality northern hardwoods (maple) are found. In the "transition area" between the muck soils and the Kalkaska sand is an array of soils such as Allendale-Fibre complex, Wainola-Kinross-Rousseau complex, Croswell-Au Gres sands, Allendale-Croswell complex, Kinross-Au Gres complex and Biscuit very fine sandy loam. White pine, aspen, northern hardwoods and hemlock are cover types associated with this array of soils. The topography is predominantly level ground throughout the compartment with level to rolling topography in the eastern reaches.

**Ownership Patterns, Development, and Land Use in and Around the Compartment:**

The compartment is primarily one contiguous block of State land with one small private parcel within the boundary. To the north is all private land, small parcels with permanent residences and seasonal camps as well as the Hulbert Lake Association. To the east is federal land (USFS) while to the south and west the compartment is bordered by mainly State land. Development within the compartment and surrounding area is limited due to the lowland nature of the area. Land use in the area is primarily hunting, ORV riding and snowmobiling. The area is used extensively for deer hunting.

**Unique Natural Features:**

MNFI lists the occurrence of Goshawk in the compartment. Potential for red-shouldered hawk, goshawk, great blue heron rookery, black-backed woodpecker, spruce grouse, eagle, and osprey. Potential for moose and wolf. Potential for incurvate emerald, frigga fritillary, freija fritillary, and ebony boghaunter in boggy areas. Potential for wood turtle. Potential for sweet coltsfoot, Wiegand's sedge, northern prostrate clubmoss, fir clubmoss, English sundew, meadow beauty, round-leaved orchis, black crowberry, yellow pitcher plant, and panicked screwstem in bogs and open wetlands. Potential for calypso orchis, lapland buttercup, ram's head lady's slipper, round-leaved orchid and limestone oak fern in cedar swamps.

**Archeological, Historical, and Cultural Features:**

There are no archaeological concerns within this compartment at this time.

**Special Management Designations or Considerations:**

The compartment includes one special management designation: a Special Conservation Area (SCA – Deer Wintering Complex (formerly Winter Deer Yard). Management decisions within the DWC are dictated by the promotion and enhancement of the desired characteristics associated with the DWC plan.

**Watershed and Fisheries Considerations:**

Fisheries Values: None

There are no waterbodies located within this compartment. Where surface water exists, standard BMP's should apply to any proposed activities.

**Wildlife Habitat Considerations:**

Compartment 74 lies along the western edge of Chippewa county in the Seney Sand Lake Plain ecological sub-subsection and lies in the Sage Truck Trail Management Area with white-tailed deer, black bear, snowshoe hare, ruffed grouse and American marten are featured species. The compartment lies within the Hendrie Deer yard which supports high numbers of deer during stressful winter periods. The eastern half of this compartment is comprised of aspen and hardwood stands while the western half is a mix of cedar and mixed swamp conifer with some spruce, tamarack and white pine scattered throughout. The compartment has high hunting use.

Harvest operations will occur during winter or immediately preceding to benefit deer. Cedar and hemlock canopies will be left intact throughout the compartment. Conifers will be left in aspen and hardwood stands and species and structural diversity will be maximized in final harvest aspen stands. Nest and den trees, snags, and woody debris will be maintained in stands where they exist. Potential raptor nest trees will be left in harvested stands. Travel corridors along streams and drainages will be preserved during harvest. Wildlife species potentially using this compartment include white-tailed deer, moose, black bear, bobcat, gray wolf, coyote, fisher, marten, ruffed grouse and woodcock, and snowshoe hare.

### **Mineral Resource and Development Concerns and/or Restrictions**

Sections 3 & 10-15, T45N-R7W, Chippewa County

Several active sand/gravel pits are located within two miles of the compartment, on upland moraines. There appears to be some potential for sand & gravel in the western half of the compartment. There is no history of mineral leasing in the compartment. There is no known potential for metallic minerals in this area, and no known potential exists economic hydrocarbon production in the UP. The state does not own all mineral rights within the compartment. Because the mineral estate is the dominant estate, reasonable access to the surface must be provided to private owners if they choose to explore or develop their mineral rights.

### **Vehicle Access:**

The compartment is 17 miles east of Newberry, just south of the Hulbert Corner. The Basnau Road (a maintained gravel County Road) runs through the northern portion of the compartment. The Kabelman Road and West Arbutus Truck Trail, along with a network of forest roads transect the compartment providing ample access. Several old logging roads have grown in and are now considered abandoned. Winter access is via the Hulbert Snowmobile Trail.

### **Survey Needs:**

No survey work is needed to complete the prescribed treatments.

### **Recreational Facilities and Opportunities:**

Recreational facilities include the Hulbert Snowmobile Trail (Trail #474). Recreational opportunities would include primarily hunting (deer and grouse), ORV riding, snowmobiling, and wildlife viewing. The Basnau Road is a known location for "birders" to view various species of songbirds migrating through the area. Many local residents use the area to view deer during the winter months as well.

### **Fire Protection:**

Large fire runs are not likely because of mostly hardwood types. Equipment operability is generally good with a good network of roads and upland ground. Risk to private properties would be low.

\*\*\*Old notes refer to a fire in the 1940's that burned through the upland areas (hardwoods, grass openings) in Section 11 and part of Section 12.

### **Additional Compartment Information:**

A large Deer Range Improvement Program (DRIP) purchase in 2004 increased the overall acreage in the compartment. 600 acres of deer wintering habitat was purchased from Mead Westvaco to block in with the existing State land and protect the wintering habitat.

**The following reports from the Inventory are attached:**

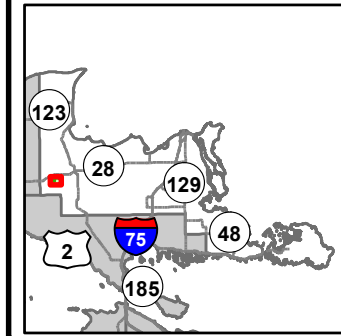
- Total Acres by Cover Type and Age Class**
- Cover Type by Harvest Method**
- Proposed Treatments – No Limiting Factors**
- Proposed Treatments – With Limiting Factors**
- Stand Details (Forested and Nonforested)**
- Dedicated and Proposed Special Conservation Areas**
- Site Condition Details**

**The following information is displayed, where pertinent, on the attached compartment maps:**

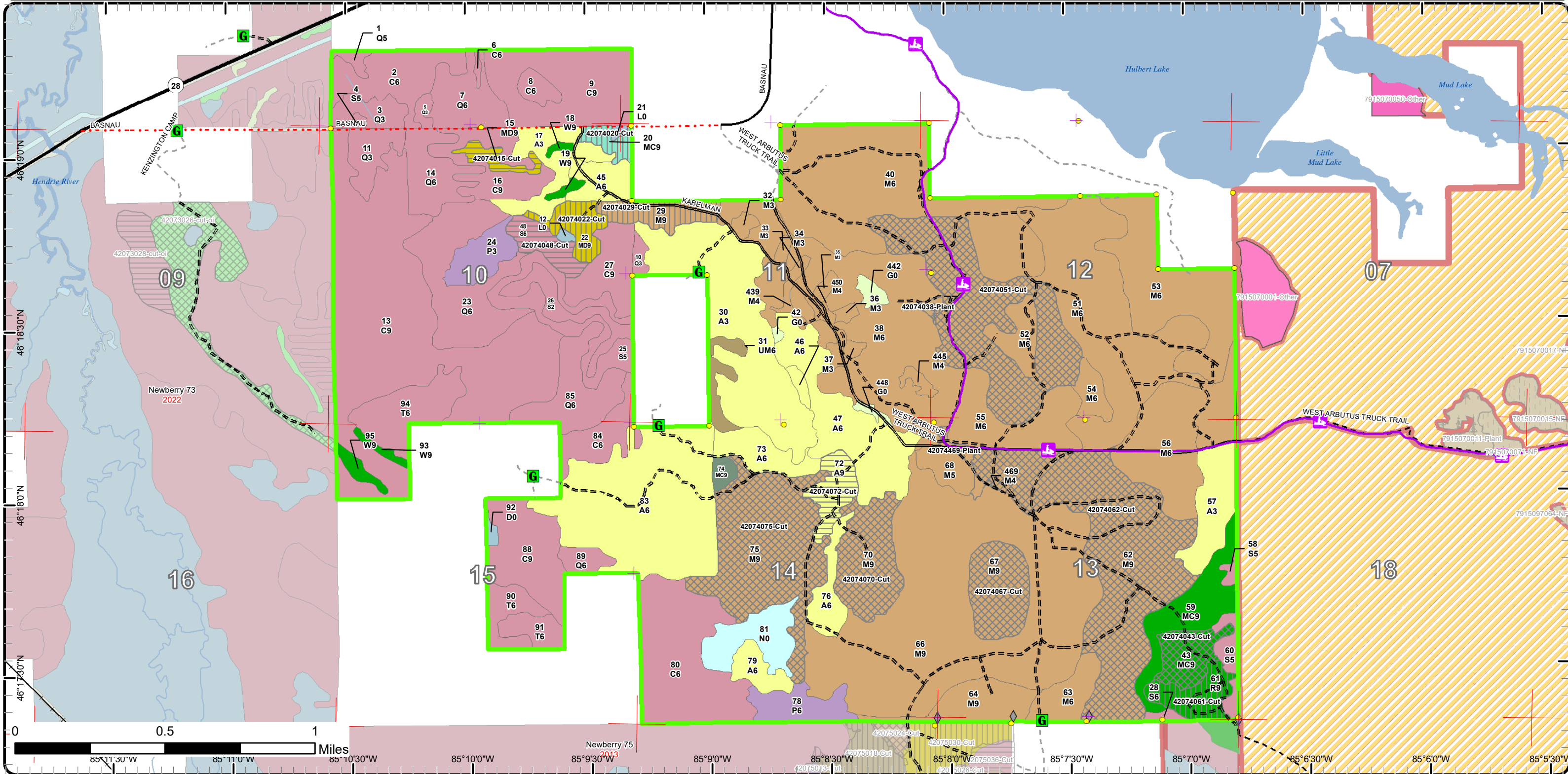
- Base feature information, stand boundaries, cover types, and numbers**
- Proposed treatments**
- Site condition boundaries**
- Details on the road access system**

# Cover Type & Treatments Map

Compartment: 74  
 T45N, R07W, Sec. 3, 10-15  
 County: Chippewa  
 Unit: Newberry  
 Mgmt Area: Sage Truck Trail  
 YOE: 2021  
 Acres: 3,190 GIS Calculated  
 Examiner: Jason Tokar  
 Map Revised: 12/19/2019  
 Map Phase: Post-Review

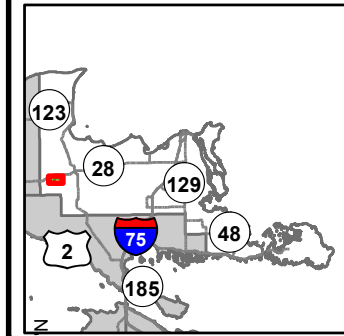


- Miris Corners
- + Remonumented Section Corners
- Survey Grade Corners
- ◆ Field Grade Corners
- Counties
- DNR - Secondary Forest Road
- DNR - Forest Access Route
- Federal / State Highway
- Federal / State / County - Paved Road
- Federal / State - Dirt / Gravel Road
- County - Gravel Road
- Private - Dirt / Gravel Road
- Snowmobile Trails
- Designated Snowmobile Trails
- ▲ Berms
- G Gate
- Lake/Pond
- Perennial River
- Lakes and Rivers
- Compartment Boundary
- Selection (Group, Single Tree)
- Planting (tree species)
- Clearcut (w/Reserves)
- Shelter Wood (w/Reserves)
- 411 - Northern Hardwood
- 413 - Aspen
- 419 - Mixed Upland Deciduous
- 422 - Natural Pines
- 423 - Other Upland Conifers
- 429 - Mixed Upland Conifers
- 430 - Upland Mixed Forest
- 611 - Lowland Deciduous Forest
- 612 - Lowland Coniferous Forest
- 310 - Herbaceous Openland
- 622 - Lowland Shrub
- 623 - Emergent Wetland

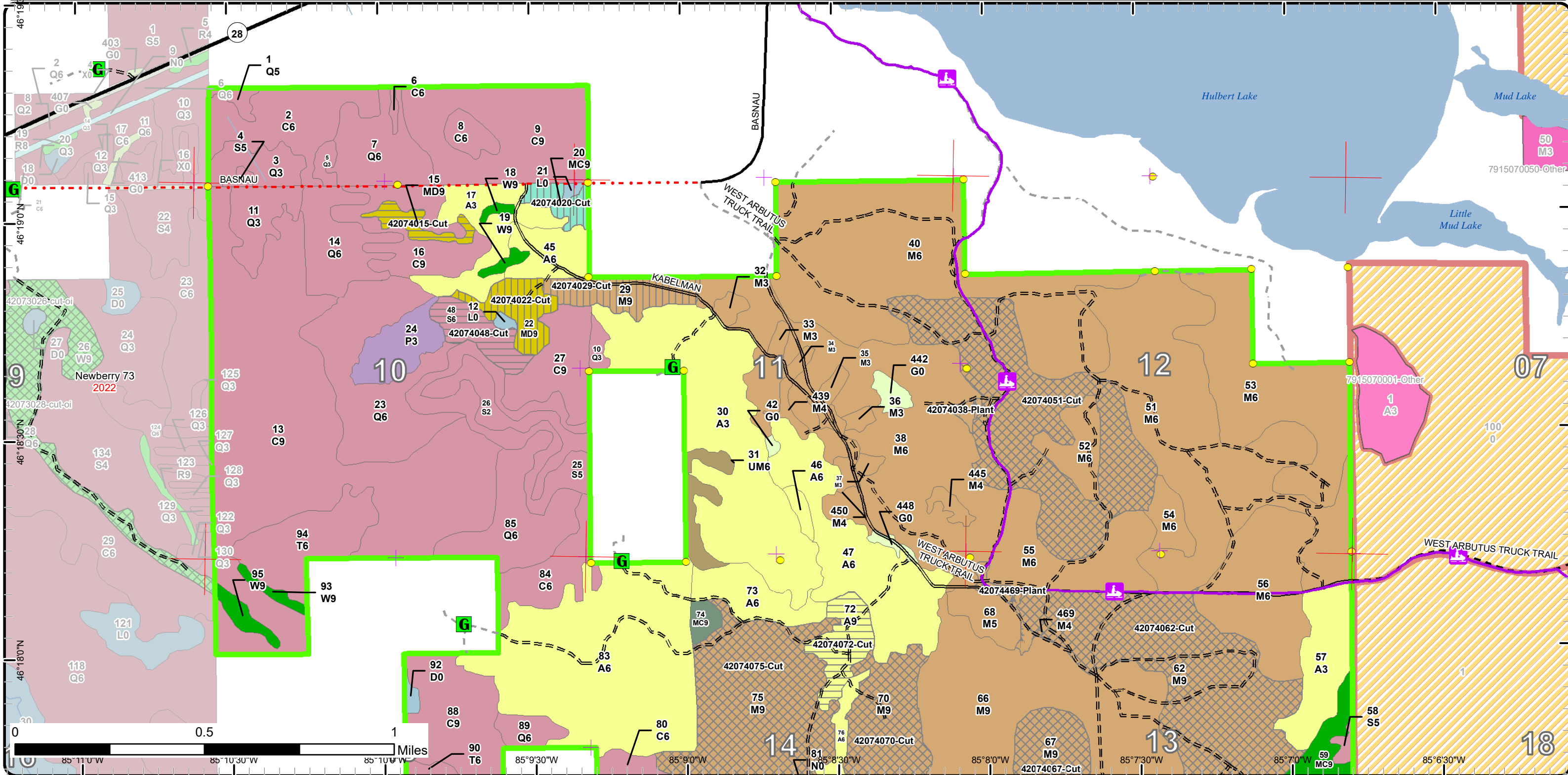


# Cover Type & Treatments Map

Compartment: 74  
 T45N, R07W, Sec. 3, 10-15  
 County: Chippewa  
 Unit: Newberry  
 Mgmt Area: Sage Truck Trail  
 YOE: 2021  
 Acres: 3,190 GIS Calculated  
 Examiner: Jason Tokar  
 Map Revised: 12/19/2019  
 Map Phase: Post-Review

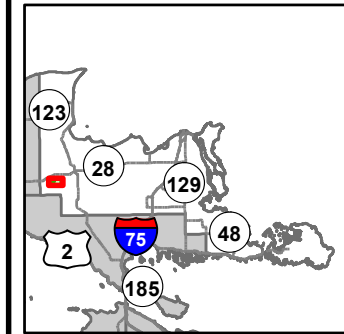


- Miris Corners
- + Remonumented Section Corners
- Survey Grade Corners
- Counties
- DNR - Secondary Forest Road
- DNR - Forest Access Route
- Federal / State Highway
- Federal / State - Dirt / Gravel Road
- County - Gravel Road
- Private - Dirt / Gravel Road
- Snowmobile Trails
- Designated Snowmobile Trails
- ▲ Berms
- G Gate
- Lake/Pond
- Perennial River
- Lakes and Rivers
- Compartment Boundary
- Selection (Group, Single Tree)
- Planting (tree species)
- Clearcut (w/Reserves)
- Shelter Wood (w/Reserves)
- 411 - Northern Hardwood
- 413 - Aspen
- 419 - Mixed Upland Deciduous
- 422 - Natural Pines
- 423 - Other Upland Conifers
- 429 - Mixed Upland Conifers
- 430 - Upland Mixed Forest
- 611 - Lowland Deciduous Forest
- 612 - Lowland Coniferous Forest
- 310 - Herbaceous Openland
- 622 - Lowland Shrub

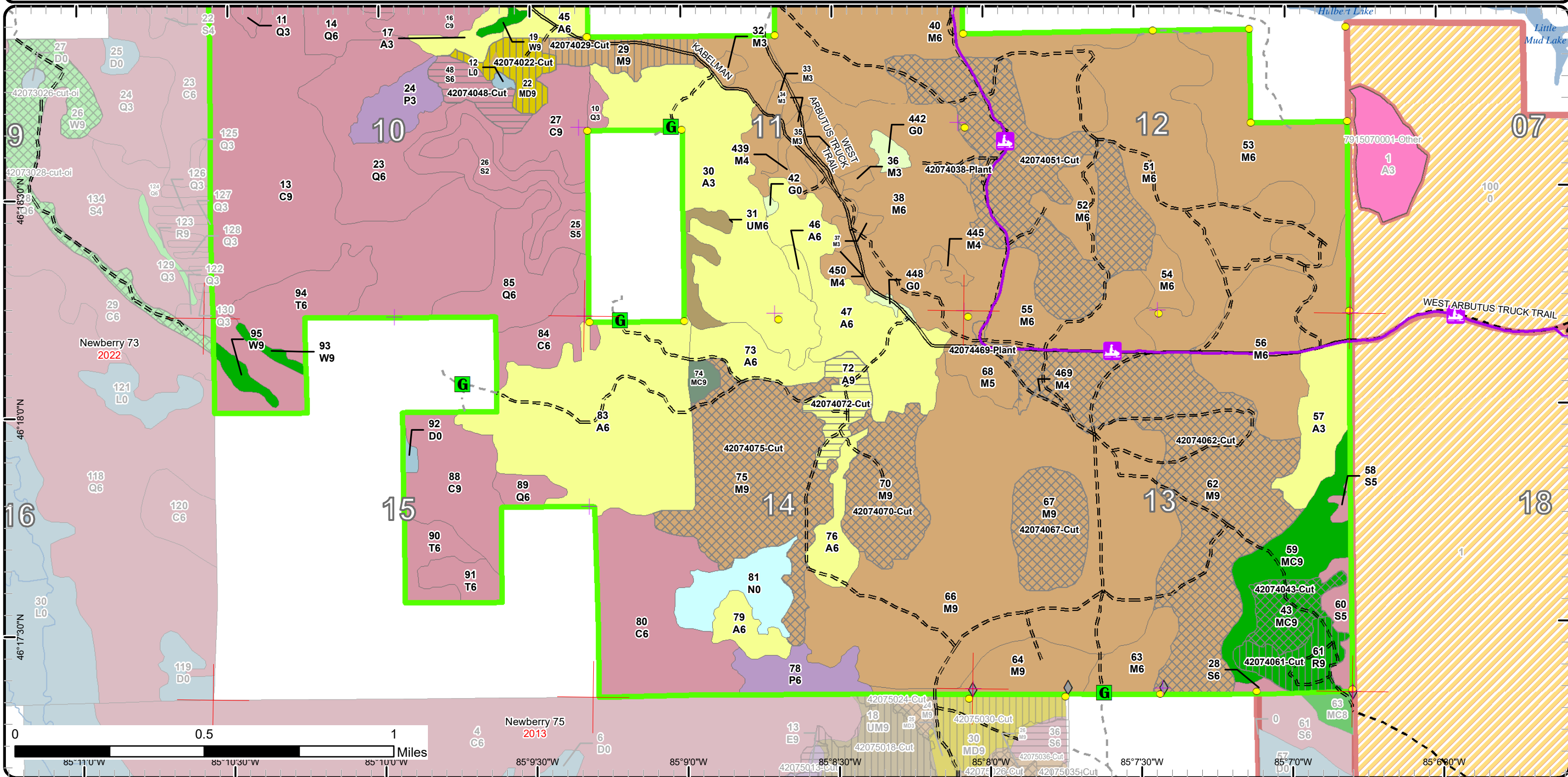


# Cover Type & Treatments Map

Compartment: 74  
 T45N, R07W, Sec. 3, 10-15  
 County: Chippewa  
 Unit: Newberry  
 Mgmt Area: Sage Truck Trail  
 YOE: 2021  
 Acres: 3,190 GIS Calculated  
 Examiner: Jason Tokar  
 Map Revised: 12/19/2019  
 Map Phase: Post-Review

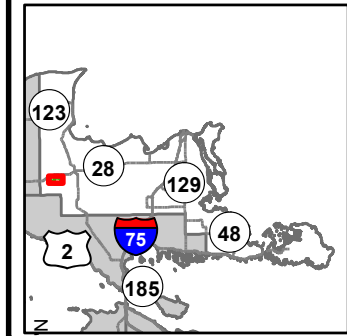


- Miris Corners
- + Remonumented Section Corners
- Survey Grade Corners
- ◆ Field Grade Corners
- Counties
- DNR - Secondary Forest Road
- DNR - Forest Access Route
- Federal / State - Dirt / Gravel Road
- Private - Dirt / Gravel Road
- Snowmobile Trails
- Designated Snowmobile Trails
- ▲ Berms
- G Gate
- Lake/Pond
- Perennial River
- Lakes and Rivers
- Compartment Boundary
- Selection (Group, Single Tree)
- Planting (tree species)
- Clearcut (w/Reserves)
- Shelter Wood (w/Reserves)
- 411 - Northern Hardwood
- 413 - Aspen
- 419 - Mixed Upland Deciduous
- 422 - Natural Pines
- 423 - Other Upland Conifers
- 430 - Upland Mixed Forest
- 611 - Lowland Deciduous Forest
- 612 - Lowland Coniferous Forest
- 310 - Herbaceous Openland
- 622 - Lowland Shrub
- 623 - Emergent Wetland

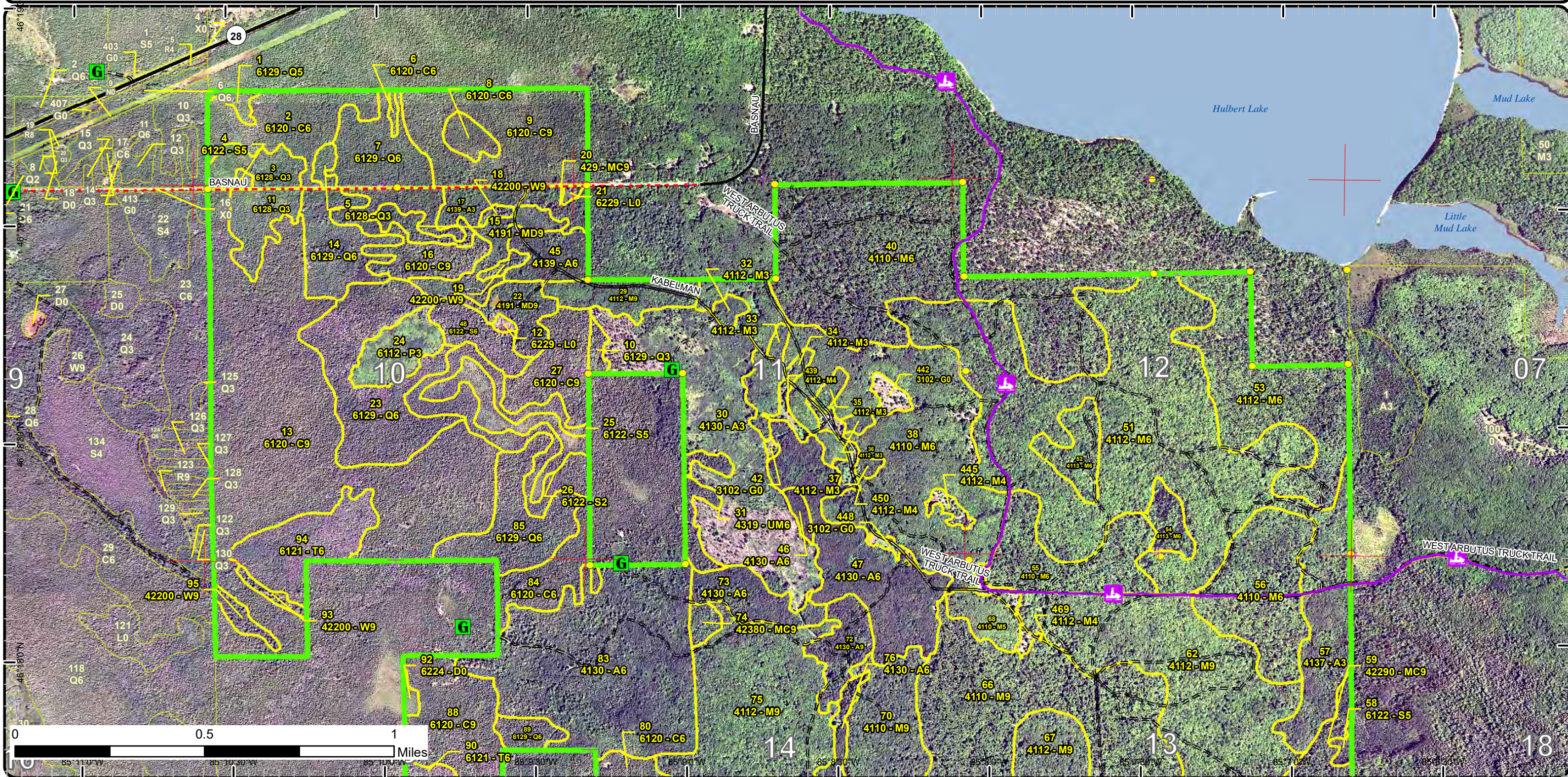


# Stand Boundary Map

Compartment: 74  
 T45N, R07W, Sec. 3, 10-15  
 County: Chippewa  
 Unit: Newberry  
 Mgmt Area: Sage Truck Trail  
 YOE: 2021  
 Acres: 3,190 GIS Calculated  
 Examiner: Jason Tokar  
 Map Revised: 12/19/2019  
 Map Phase: Post-Review

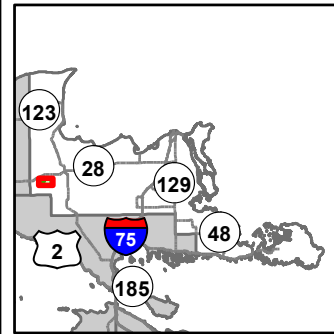


- Miris Corners
- + Remonumented Section Corners
- Survey Grade Corners
- Counties
- DNR - Secondary Forest Road
- DNR - Forest Access Route
- Federal / State Highway
- Federal / State - Dirt / Gravel Road
- County - Gravel Road
- Private - Dirt / Gravel Road
- Snowmobile Trails
- Designated Snowmobile Trails
- ▲ Berms
- G Gate
- Lake/Pond
- Perennial River
- Lakes and Rivers
- Compartment Boundary
- Stand Boundaries
- 310 - Herbaceous Openland
- 622 - Lowland Shrub
- 411 - Northern Hardwood
- 413 - Aspen
- 419 - Mixed Upland Deciduous
- 422 - Natural Pines
- 423 - Other Upland Conifers
- 429 - Mixed Upland Conifers
- 430 - Upland Mixed Forest
- 611 - Lowland Deciduous Forest
- 612 - Lowland Coniferous Forest

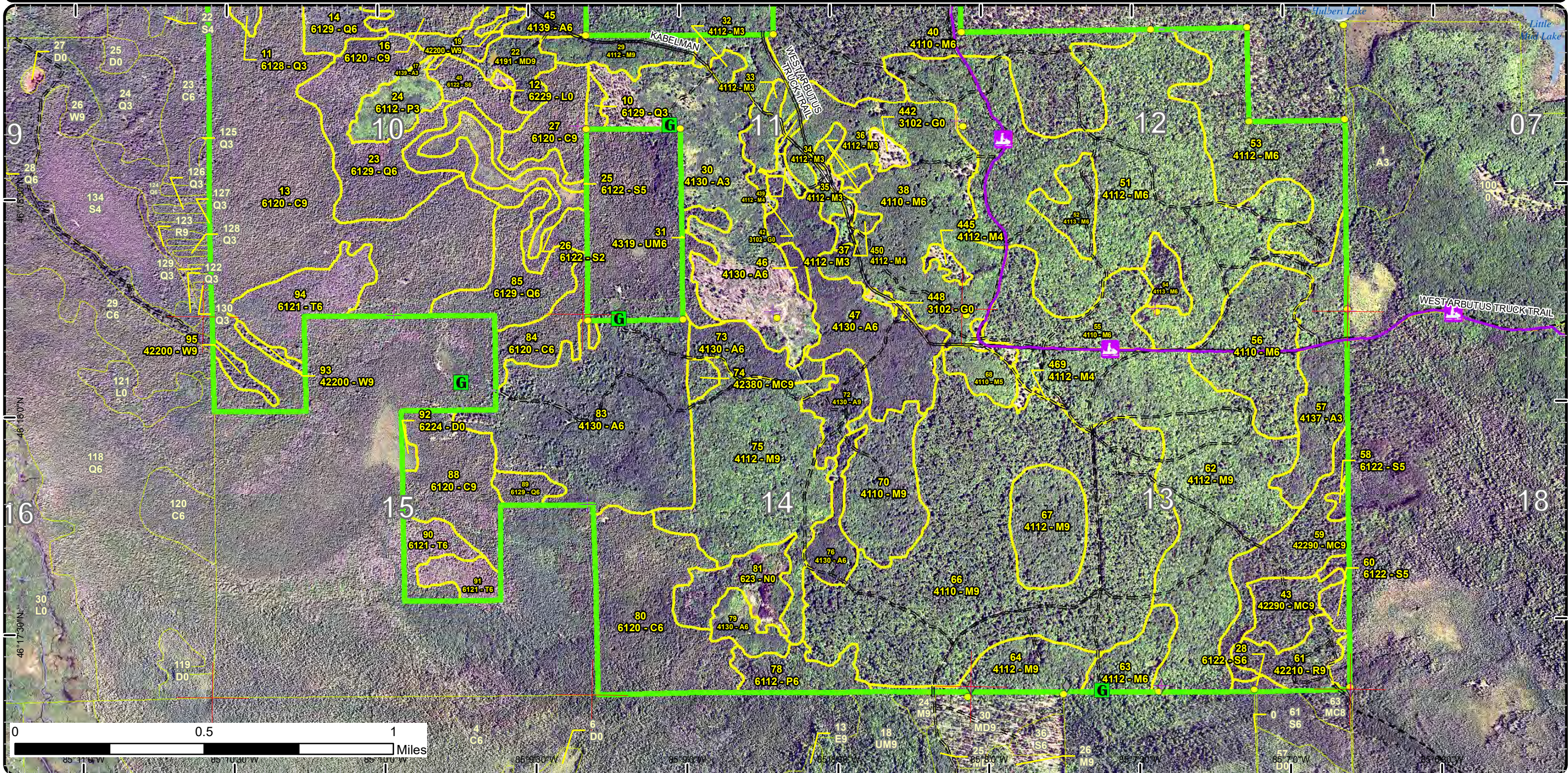


# Stand Boundary Map

Compartment: 74  
 T45N, R07W, Sec. 3, 10-15  
 County: Chippewa  
 Unit: Newberry  
 Mgmt Area: Sage Truck Trail  
 YOE: 2021  
 Acres: 3,190 GIS Calculated  
 Examiner: Jason Tokar  
 Map Revised: 12/19/2019  
 Map Phase: Post-Review



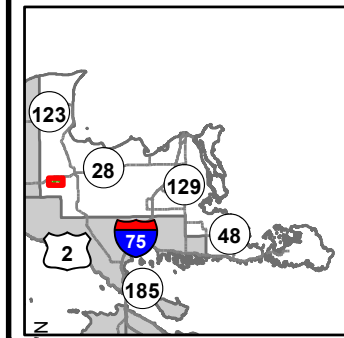
- Miris Corners
- + Remonumented Section Corners
- Survey Grade Corners
- ◆ Field Grade Corners
- Counties
- DNR - Secondary Forest Road
- DNR - Forest Access Route
- Federal / State - Dirt / Gravel Road
- Private - Dirt / Gravel Road
- Snowmobile Trails
- Designated Snowmobile Trails
- ▲ Berms
- G Gate
- Lake/Pond
- Perennial River
- Lakes and Rivers
- Compartment Boundary
- Stand Boundaries
- 411 - Northern Hardwood
- 413 - Aspen
- 419 - Mixed Upland Deciduous
- 422 - Natural Pines
- 423 - Other Upland Conifers
- 430 - Upland Mixed Forest
- 611 - Lowland Deciduous Forest
- 612 - Lowland Coniferous Forest
- 310 - Herbaceous Openland
- 622 - Lowland Shrub
- 623 - Emergent Wetland



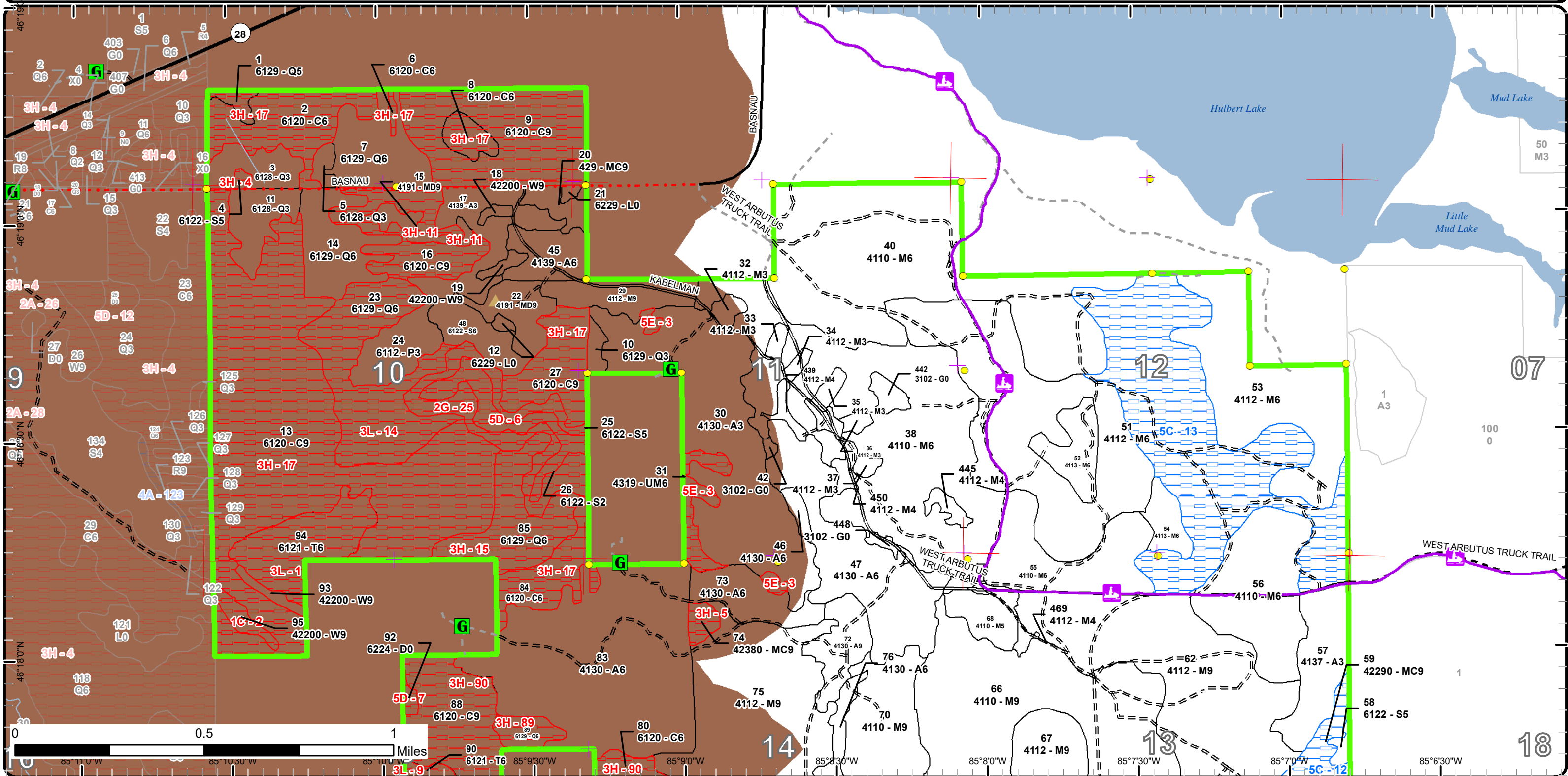


# Special Conservation Areas & Site Conditions Map

Compartment: 74  
 T45N, R07W, Sec. 3, 10-15  
 County: Chippewa  
 Unit: Newberry  
 Mgmt Area: Sage Truck Trail  
 YOE: 2021  
 Acres: 3,190 GIS Calculated  
 Examiner: Jason Tokar  
 Map Revised: 12/19/2019  
 Map Phase: Post-Review

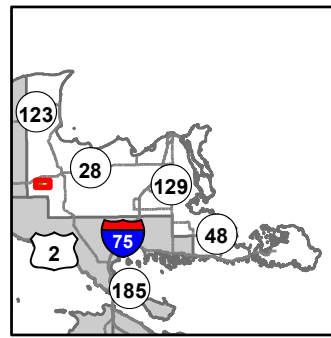


- Miris Corners
- + Remonumented Section Corners
- Survey Grade Corners
- Counties
- DNR - Secondary Forest Road
- DNR - Forest Access Route
- Federal / State Highway
- Federal / State / County - Paved Road
- Federal / State - Dirt / Gravel Road
- County - Gravel Road
- Private - Dirt / Gravel Road
- Snowmobile Trails
- Designated Snowmobile Trails
- ▲ Berms
- Gate
- Lake/Pond
- Perennial River
- Lakes and Rivers
- Compartment Boundary
- Available w/ Constraints
- Unavailable
- 5C: Delay treatment for age/size class diversity or exceptional site quality
- 1C: Other dept or div proc/practices
- 2G: Too wet (sensitive soils, does not include access issues)
- 3L: Other wildlife concerns
- 5D: Unproductive Forest Land
- 5E: Long-Term Retention
- Stand Boundaries
- Deer Winter Range

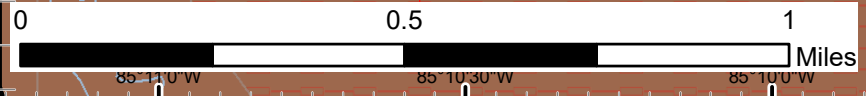
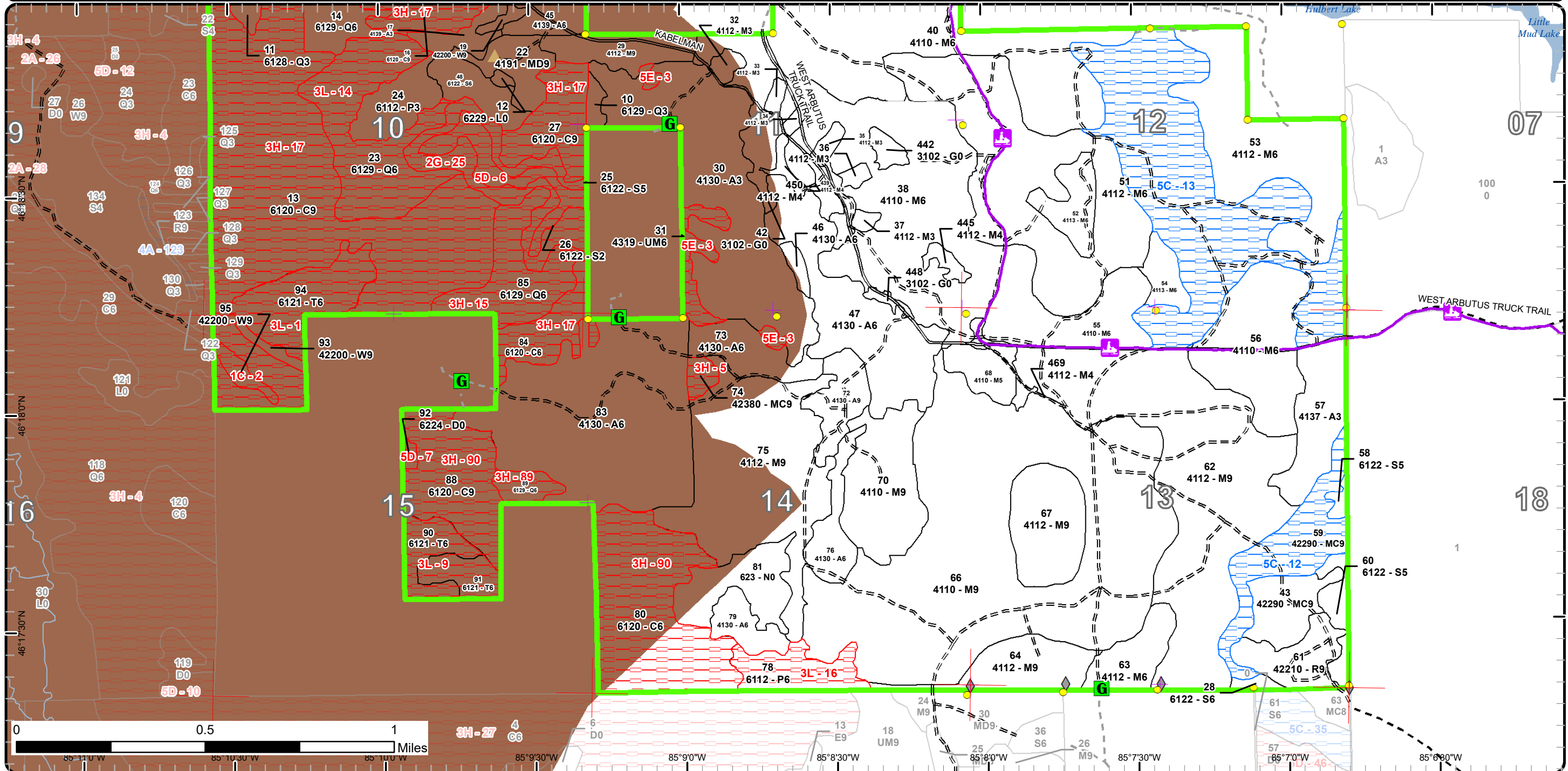


**Special Conservation Areas  
& Site Conditions Map**

Compartment: 74  
 T45N, R07W, Sec. 3, 10-15  
 County: Chippewa  
 Unit: Newberry  
 Mgmt Area: Sage Truck Trail  
 YOE: 2021  
 Acres: 3,190 GIS Calculated  
 Examiner: Jason Tokar  
 Map Revised: 12/19/2019  
 Map Phase: Post-Review



- Miris Corners
- Remonumented Section Corners
- Survey Grade Corners
- Field Grade Corners
- Counties
- DNR - Secondary Forest Road
- DNR - Forest Access Route
- Federal / State - Dirt / Gravel Road
- Private - Dirt / Gravel Road
- Snowmobile Trails
- Designated Snowmobile Trails
- Berns
- Gate
- Lake/Pond
- Perennial River
- Lakes and Rivers
- Compartment Boundary
- Available w/ Constraints
- Unavailable
- 5C: Delay treatment for age/size class diversity or exceptional site quality
- 1C: Other dept or div proc/practices
- 2G: Too wet (sensitive soils, does not include access issues)
- 3L: Other wildlife concerns
- 5D: Unproductive Forest Land
- 5E: Long-Term Retention
- Stand Boundaries
- Deer Winter Range



# Report 1 – Total Acres by Cover Type and Age Class

Newberry Mgt. Unit  
Jason Tokar : Examiner

Compartment 74    Year of Entry 2021



## Age Class

|                             | Non-Forest | 0-9        | 10-19     | 20-29      | 30-39      | 40-49     | 50-59      | 60-69    | 70-79     | 80-89     | 90-99    | 100-109    | 110-119    | 120-129    | 130-139    | 140-149  | 150+     | Uneven-Aged | Total       |
|-----------------------------|------------|------------|-----------|------------|------------|-----------|------------|----------|-----------|-----------|----------|------------|------------|------------|------------|----------|----------|-------------|-------------|
| Aspen                       | 0          | 114        | 0         | 96         | 243        | 0         | 18         | 0        | 0         | 0         | 0        | 0          | 0          | 0          | 0          | 0        | 0        | 0           | 471         |
| Cedar                       | 0          | 0          | 0         | 0          | 0          | 0         | 0          | 0        | 0         | 0         | 0        | 39         | 108        | 372        | 47         | 0        | 0        | 0           | 566         |
| Herbaceous Openland         | 8          | 0          | 0         | 0          | 0          | 0         | 0          | 0        | 0         | 0         | 0        | 0          | 0          | 0          | 0          | 0        | 0        | 0           | 8           |
| Lowland Aspen/Balsam Poplar | 0          | 0          | 19        | 0          | 0          | 0         | 0          | 0        | 22        | 0         | 0        | 0          | 0          | 0          | 0          | 0        | 0        | 0           | 41          |
| Lowland Conifers            | 0          | 0          | 0         | 18         | 50         | 29        | 0          | 0        | 0         | 0         | 4        | 0          | 0          | 0          | 109        | 0        | 0        | 0           | 210         |
| Lowland Shrub               | 3          | 0          | 0         | 0          | 0          | 0         | 0          | 0        | 0         | 0         | 0        | 0          | 0          | 0          | 0          | 0        | 0        | 0           | 2           |
| Lowland Spruce/Fir          | 0          | 0          | 0         | 0          | 19         | 0         | 13         | 0        | 0         | 18        | 0        | 0          | 35         | 0          | 0          | 0        | 0        | 3           | 88          |
| Marsh                       | 28         | 0          | 0         | 0          | 0          | 0         | 0          | 0        | 0         | 0         | 0        | 0          | 0          | 0          | 0          | 0        | 0        | 0           | 28          |
| Mixed Upland Deciduous      | 0          | 0          | 0         | 0          | 0          | 0         | 0          | 0        | 7         | 0         | 0        | 0          | 0          | 0          | 0          | 0        | 0        | 17          | 24          |
| Natural Mixed Pines         | 0          | 0          | 0         | 0          | 0          | 0         | 0          | 0        | 0         | 0         | 0        | 0          | 0          | 0          | 0          | 0        | 0        | 59          | 59          |
| Northern Hardwood           | 0          | 0          | 0         | 0          | 22         | 24        | 178        | 0        | 33        | 0         | 0        | 0          | 0          | 0          | 0          | 0        | 0        | 1315        | 1572        |
| Red Pine                    | 0          | 0          | 0         | 0          | 0          | 0         | 0          | 0        | 0         | 0         | 0        | 0          | 0          | 21         | 0          | 0        | 0        | 0           | 21          |
| Tamarack                    | 0          | 0          | 0         | 0          | 0          | 0         | 0          | 0        | 0         | 0         | 0        | 64         | 0          | 0          | 0          | 0        | 0        | 0           | 64          |
| Treed Bog                   | 2          | 0          | 0         | 0          | 0          | 0         | 0          | 0        | 0         | 0         | 0        | 0          | 0          | 0          | 0          | 0        | 0        | 0           | 2           |
| Upland Conifers             | 0          | 0          | 0         | 0          | 0          | 0         | 0          | 0        | 0         | 0         | 5        | 8          | 0          | 0          | 0          | 0        | 0        | 0           | 13          |
| Upland Mixed Forest         | 0          | 0          | 0         | 0          | 0          | 0         | 0          | 0        | 0         | 11        | 0        | 0          | 0          | 0          | 0          | 0        | 0        | 0           | 11          |
| White Pine                  | 0          | 0          | 0         | 0          | 0          | 0         | 0          | 0        | 0         | 0         | 0        | 8          | 3          | 0          | 0          | 0        | 0        | 2           | 12          |
| <b>Total</b>                | <b>41</b>  | <b>114</b> | <b>19</b> | <b>114</b> | <b>334</b> | <b>53</b> | <b>209</b> | <b>0</b> | <b>62</b> | <b>29</b> | <b>9</b> | <b>119</b> | <b>146</b> | <b>393</b> | <b>156</b> | <b>0</b> | <b>0</b> | <b>1396</b> | <b>3192</b> |



## Report 2 – Treatment Summary

**Newberry Mgt. Unit**  
**Year of Entry: 2021**

**Acres of Harvest**

**Compartment 74**  
**Total Compartment Acres: 3,190**

Commercial Harvest - 612  
 Harvests with Site Condition - 0  
 Next Step Harvest - 0  
 Habitat Cut - 0

### Cover Type by Harvest Method

|                        | Clearcut  | Selection  | Patch Clearcut | Seed Tree | Shelterwood | Thinning | Overstory Removal | Salvage  | Other    | Total Acres |
|------------------------|-----------|------------|----------------|-----------|-------------|----------|-------------------|----------|----------|-------------|
| Aspen                  | 18        | 0          | 0              | 0         | 0           | 0        | 0                 | 0        | 0        | 18          |
| Lowland Spruce/Fir     | 16        | 0          | 0              | 0         | 0           | 0        | 0                 | 0        | 0        | 16          |
| Mixed Upland Deciduous | 7         | 0          | 0              | 0         | 17          | 0        | 0                 | 0        | 0        | 24          |
| Natural Mixed Pines    | 0         | 21         | 0              | 0         | 0           | 0        | 0                 | 0        | 0        | 21          |
| Northern Hardwood      | 0         | 484        | 0              | 0         | 20          | 0        | 0                 | 0        | 0        | 504         |
| Red Pine               | 0         | 0          | 0              | 0         | 21          | 0        | 0                 | 0        | 0        | 21          |
| Upland Conifers        | 0         | 0          | 0              | 0         | 8           | 0        | 0                 | 0        | 0        | 8           |
| <b>Total</b>           | <b>41</b> | <b>505</b> | <b>0</b>       | <b>0</b>  | <b>66</b>   | <b>0</b> | <b>0</b>          | <b>0</b> | <b>0</b> | <b>612</b>  |

### Proposed and Next Step Treatments by Method

|              | Harvest    | Site Prep | Planting | Seeding  | Burning  | Pesticide  | Monitoring | Other    | Non-Forest Mgt. | Total Acres |
|--------------|------------|-----------|----------|----------|----------|------------|------------|----------|-----------------|-------------|
| Current      | 612        | 0         | 8        | 0        | 0        | 0          | 0          | 0        | 0               | 620         |
| Next Step    | 0          | 0         | 0        | 0        | 0        | 620        | 0          | 0        | 0               | 620         |
| <b>Total</b> | <b>612</b> | <b>0</b>  | <b>8</b> | <b>0</b> | <b>0</b> | <b>620</b> | <b>0</b>   | <b>0</b> | <b>0</b>        | <b>1240</b> |



S  
t  
a  
n  
d

| Treatment Name | Acres | Stand CoverType | Size Density | Stand Age | BA Range | Treatment Type | Treatment Method | Cover Type Objective | Age Structure | Habitat Cut |
|----------------|-------|-----------------|--------------|-----------|----------|----------------|------------------|----------------------|---------------|-------------|
|----------------|-------|-----------------|--------------|-----------|----------|----------------|------------------|----------------------|---------------|-------------|

**Approved Treatments:**

|  |                     |      |  |                |     |         |         |                            |  |           |    |
|--|---------------------|------|--|----------------|-----|---------|---------|----------------------------|--|-----------|----|
| <b>15</b>  | <b>42074015-Cut</b> | 7.3  | 4191 - Mixed Upland Deciduous with Conifer | Sawtimber Well | 78  | 111-140 | Harvest | Clearcut                   | 4137 - Aspen, Birch                        | Even-Aged | No |
| <p><u>Prescription</u> Clearcut. No retention due to small acreage. Leave any cedar and hemlock present due to deer yard. Treatment acreage may change when sale prep work is completed. Winter harvest. Access to be from the east through stand 17, and via skid trail only.</p> <p><u>Specs:</u></p> <p><u>Next Step</u> Monitoring, Natural Regen (Re-Inventory)</p> <p><u>Treatments:</u></p> <p><u>Acceptable</u> Mixed upland deciduous species with cedar.</p> <p><u>Regen:</u></p> <p><u>Other</u> alternate access via old road from Basnau Road but only if can be done without removing cedar.</p> <p><u>Comment:</u></p> <p><u>Site Condition</u></p> <p><u>Proposed Start Date:</u> 10/1 /2020</p> |                     |      |  |                |     |         |         |                            |  |           |    |
| <b>20</b>  | <b>42074020-Cut</b> | 8.2  | 429 - Mixed Upland Conifers                | Sawtimber Well | 109 | 81-110  | Harvest | Shelterwood with Retention | 4220 - Natural White Pine                  | Two-Aged  | No |
| <p><u>Prescription</u> Shelterwood. Remove maple, aspen, red pine and spruce and balsam. Retain cedar and hemlock and a component of white pine. Winter harvest.</p> <p><u>Specs:</u></p> <p><u>Next Step</u> Monitoring, Natural Regen (Re-Inventory)</p> <p><u>Treatments:</u></p> <p><u>Acceptable</u> White pine with mixed deciduous and aspen.</p> <p><u>Regen:</u></p> <p><u>Other</u></p> <p><u>Comment:</u></p> <p><u>Site Condition</u></p> <p><u>Proposed Start Date:</u> 10/1 /2020</p>  |                     |      |  |                |     |         |         |                            |  |           |    |
| <b>22</b>  | <b>42074022-Cut</b> | 16.6 | 4191 - Mixed Upland Deciduous with Conifer | Sawtimber Well | 85  | 111-140 | Harvest | Shelterwood with Retention | 4191 - Mixed Upland Deciduous with Conifer | Even-Aged | No |
| <p><u>Prescription</u> Shelterwood with retention. Remove all maple, aspen, birch, balsam and spruce. Retain a few yellow birch. Leave all hemlock and cedar for wintering deer. Leave white pine that exists within cedar and hemlock pockets. Winter harvest.</p> <p><u>Specs:</u></p> <p><u>Next Step</u> Monitoring, Natural Regen (Re-Inventory)</p> <p><u>Treatments:</u></p> <p><u>Acceptable</u> Maple, with aspen, birch, hemlock and cedar</p> <p><u>Regen:</u></p> <p><u>Other</u></p> <p><u>Comment:</u></p> <p><u>Site Condition</u></p> <p><u>Proposed Start Date:</u> 10/1 /2020</p>  |                     |      |  |                |     |         |         |                            |  |           |    |



S  
t  
a  
n  
d

| Treatment Name | Acres | Stand CoverType | Size Density | Stand Age | BA Range | Treatment Type | Treatment Method | Cover Type Objective | Age Structure | Habitat Cut |
|----------------|-------|-----------------|--------------|-----------|----------|----------------|------------------|----------------------|---------------|-------------|
|----------------|-------|-----------------|--------------|-----------|----------|----------------|------------------|----------------------|---------------|-------------|

|                        |      |   |                |    |         |         |                            |                         |           |    |
|------------------------|------|---|----------------|----|---------|---------|----------------------------|-------------------------|-----------|----|
| <b>29 42074029-Cut</b> | 20.2 | 4112 - Maple, Beech, Cherry Association | Sawtimber Well | 74 | 111-140 | Harvest | Shelterwood with Retention | 411 - Northern Hardwood | Even-Aged | No |
|------------------------|------|---|----------------|----|---------|---------|----------------------------|-------------------------|-----------|----|

Prescription Shelterwood with retention. Residual BA of 50-60. Remove lower quality red maple. Residual to concentrate on better quality red maple and any sugar maple present. Remove white birch an aspen. Retain a component of large diameter yellow birch. Do not cut white pine or hemlock for wintering deer. Winter harvest.

Specs:

Next Step Monitoring, Natural Regen (Re-Inventory)

Treatments:

Acceptable Northern hardwoods and a mix of species currently on site.

Regen:

Other

Comment:

Site Condition

Proposed Start Date: 10/1 /2020

|                          |     |                                |                 |    |        |          |                 |                         |             |    |
|--------------------------|-----|--------------------------------|-----------------|----|--------|----------|-----------------|-------------------------|-------------|----|
| <b>38 42074038-Plant</b> | 2.4 | 4110 - Sugar Maple Association | Poletimber Well | 58 | 81-110 | Planting | Other - Specify | 411 - Northern Hardwood | Uneven-Aged | No |
|--------------------------|-----|--------------------------------|-----------------|----|--------|----------|-----------------|-------------------------|-------------|----|

Prescription Wildlife division to plant some oak within the open areas.

Specs:

Next Step Monitoring, Other - Specify

Treatments:

Acceptable northern hardwoods

Regen:

Other

Comment:

Site Condition

Proposed Start Date: 8 /28/2019

|                        |      |                            |                |     |         |         |                       |  |          |    |
|------------------------|------|----------------------------|----------------|-----|---------|---------|-----------------------|--|----------|----|
| <b>43 42074043-Cut</b> | 20.7 | 42290 - Natural Mixed Pine | Sawtimber Well | 105 | 141-170 | Harvest | Single Tree Selection | 4191 - Mixed Upland Deciduous with Conifer | Two-Aged | No |
|------------------------|------|----------------------------|----------------|-----|---------|---------|-----------------------|--|----------|----|

Prescription Selection harvest. Residual BA of 90-100. Slightly higher in some areas where initial BA is closer to 170. Mark red pine and white pine for harvest, retaining some of all diameter classes. Remove all aspen, maple balsam and spruce. retain any hemlock. Long term management objective of conversion to hardwoods.

Specs:

Next Step Monitoring, Natural Regen (Re-Inventory)

Treatments:

Acceptable upland deciduous species with a component of white pine, red pine.

Regen:

Other

Comment:

Site Condition

Proposed Start Date: 10/1 /2020



S  
t  
a  
n  
d

| Treatment Name | Acres | Stand CoverType | Size Density | Stand Age | BA Range | Treatment Type | Treatment Method | Cover Type Objective | Age Structure | Habitat Cut |
|----------------|-------|-----------------|--------------|-----------|----------|----------------|------------------|----------------------|---------------|-------------|
|----------------|-------|-----------------|--------------|-----------|----------|----------------|------------------|----------------------|---------------|-------------|

|   |                     |      |                     |                 |    |        |         |                         |  |           |    |
|---|---------------------|------|---------------------|-----------------|----|--------|---------|-------------------------|--|-----------|----|
| <b>48</b>   | <b>42074048-Cut</b> | 15.6 | 6122 - Black Spruce | Poletimber Well | 85 | 81-110 | Harvest | Clearcut with Retention | 6128 - Lowland Coniferous, Mixed Deciduous | Even-Aged | No |
| <p><u>Prescription</u> Clearcut with retention. Harvest to promote regeneration for deer browse/food. Leave cedar and hemlock for wintering deer. Winter harvest</p> <p><u>Specs:</u></p> <p><u>Next Step</u> Monitoring, Natural Regen (Re-Inventory)</p> <p><u>Treatments:</u></p> <p><u>Acceptable</u> Mixed deciduous with conifers.</p> <p><u>Regen:</u></p> <p><u>Other</u></p> <p><u>Comment:</u></p> <p><u>Site Condition</u></p> <p><u>Proposed Start Date:</u> 10/1 /2020</p> |                     |      |                     |                 |    |        |         |                         |  |           |    |

|  |                     |       |   |                 |    |         |         |                       |                         |             |    |
|--|---------------------|-------|---|-----------------|----|---------|---------|-----------------------|-------------------------|-------------|----|
| <b>51</b>  | <b>42074051-Cut</b> | 121.9 | 4112 - Maple, Beech, Cherry Association | Poletimber Well | 90 | 111-140 | Harvest | Single Tree Selection | 411 - Northern Hardwood | Uneven-Aged | No |
| <p><u>Prescription</u> Treat the west half of the stand with a selection harvest. Residual BA of 70-80, lower in areas of lower quality. Residual to concentrate on good quality 8-9 inch maple. Protect good form, quality smaller diameter maple as well, 4-5 inch class where present. Remove most of the beech. Leave conifer for structural diversity for nesting wildlife. Leave a component of yellow birch and cherry for soft mast for wildlife. Snowmobile trail transects the treatment area. October 1 start date to help avoid conflicts with trail.</p> <p><u>Specs:</u></p> <p><u>Next Step</u> Monitoring, Natural Regen (Re-Inventory)</p> <p><u>Treatments:</u></p> <p><u>Acceptable</u> A mix of northern hardwoods species.</p> <p><u>Regen:</u></p> <p><u>Other</u></p> <p><u>Comment:</u></p> <p><u>Site Condition</u></p> <p><u>Proposed Start Date:</u> 10/1 /2020</p> |                     |       |   |                 |    |         |         |                       |                         |             |    |

|  |                     |      |                          |                |     |         |         |                            |  |           |    |
|--|---------------------|------|--------------------------|----------------|-----|---------|---------|----------------------------|--|-----------|----|
| <b>61</b>  | <b>42074061-Cut</b> | 21.0 | 42210 - Natural Red Pine | Sawtimber Well | 121 | 111-140 | Harvest | Shelterwood with Retention | 4191 - Mixed Upland Deciduous with Conifer | Even-Aged | No |
| <p><u>Prescription</u> Shelterwood with retention. Residual BA of 30-40 sq ft, mainly red pine. Stand is on a good hardwood site. Convert the stand to hardwoods based on the regeneration following the harvest in 2004.</p> <p><u>Specs:</u></p> <p><u>Next Step</u> Monitoring, Natural Regen (Re-Inventory)</p> <p><u>Treatments:</u></p> <p><u>Acceptable</u> Upland deciduous species with white pine and red pine.</p> <p><u>Regen:</u></p> <p><u>Other</u></p> <p><u>Comment:</u></p> <p><u>Site Condition</u></p> <p><u>Proposed Start Date:</u> 10/1 /2020</p> |                     |      |                          |                |     |         |         |                            |  |           |    |

S  
t  
a  
n  
d

| Treatment Name   | Acres | Stand CoverType                         | Size Density   | Stand Age | BA Range | Treatment Type | Treatment Method      | Cover Type Objective           | Age Structure | Habitat Cut |
|--|-------|---|----------------|-----------|----------|----------------|-----------------------|--------------------------------|---------------|-------------|
| <b>62 42074062-Cut</b>   | 171.3 | 4112 - Maple, Beech, Cherry Association | Sawtimber Well | 90        | 81-110   | Harvest        | Single Tree Selection | 411 - Northern Hardwood        | Uneven-Aged   | No          |
| <p><u>Prescription</u> Selection harvest. Residual BA of 70-80 average. In areas of small diameters and/or lower quality, residual BA of 60-70. Leave large white pine (east side). Leave conifer for structural diversity for nesting wildlife. Leave a component of yellow birch and cherry for soft mast for wildlife. Northern reaches of the stand may have areas that don't need to be marked due to low beginning BA. Harvesting can take place any time of the year.</p> <p><u>Specs:</u></p> <p><u>Next Step</u> Monitoring, Natural Regen (Re-Inventory)</p> <p><u>Treatments:</u></p> <p><u>Acceptable</u> A mixed of upland deciduous including maple, cherry, yellow birch, aspen.</p> <p><u>Regen:</u></p> <p><u>Other</u></p> <p><u>Comment:</u></p> <p><u>Site Condition</u></p> <p><u>Proposed Start Date:</u> 10/1 /2020</p> |       |   |                |           |          |                |                       |                                |               |             |
| <b>67 42074067-Cut</b>   | 36.2  | 4112 - Maple, Beech, Cherry Association | Sawtimber Well | 85        | 81-110   | Harvest        | Single Tree Selection | 4110 - Sugar Maple Association | Uneven-Aged   | No          |
| <p><u>Prescription</u> Selection harvest to reduce BA to 80-90 sq ft. Remove large diameter maple with defect to release areas with maple regen. Light thinning.</p> <p><u>Specs:</u> Leave conifer for structural diversity for nesting wildlife. Leave a component of yellow birch and cherry for soft mast for wildlife. Access to be from the two track on east side of stand, skid trail only. Harvesting can take place any time of the year.</p> <p><u>Next Step</u> Monitoring, Natural Regen (Re-Inventory)</p> <p><u>Treatments:</u></p> <p><u>Acceptable</u> Maple with a component of yellow birch, cherry and beech.</p> <p><u>Regen:</u></p> <p><u>Other</u></p> <p><u>Comment:</u></p> <p><u>Site Condition</u></p> <p><u>Proposed Start Date:</u> 10/1 /2020</p>   |       |   |                |           |          |                |                       |                                |               |             |
| <b>70 42074070-Cut</b>   | 45.5  | 4110 - Sugar Maple Association          | Sawtimber Well | 95        | 111-140  | Harvest        | Single Tree Selection | 4110 - Sugar Maple Association | Uneven-Aged   | No          |
| <p><u>Prescription</u> Selection cut. Residual BA of 80-90 sq ft. Remove large diameter, over mature maple. Remove low quality trees. Residual to concentrate on 8-12 inch hard maple where quality is the best. Cut some of the large aspen but retain a component. Retain some large diameter, limby hardwoods for future nest and den trees. Leave all cherry for soft mast for wildlife. Winter harvest.</p> <p><u>Specs:</u></p> <p><u>Next Step</u> Monitoring, Natural Regen (Re-Inventory)</p> <p><u>Treatments:</u></p> <p><u>Acceptable</u> Hard maple with a component of other species present</p> <p><u>Regen:</u></p> <p><u>Other</u></p> <p><u>Comment:</u></p> <p><u>Site Condition</u></p> <p><u>Proposed Start Date:</u> 10/1 /2020</p>  |       |   |                |           |          |                |                       |                                |               |             |



S  
t  
a  
n  
d

| Treatment Name   | Acres | Stand CoverType                         | Size Density    | Stand Age | BA Range | Treatment Type | Treatment Method        | Cover Type Objective    | Age Structure | Habitat Cut |
|--|-------|---|-----------------|-----------|----------|----------------|-------------------------|-------------------------|---------------|-------------|
| <b>72 42074072-Cut</b>   | 18.3  | 4130 - Aspen                            | Sawtimber Well  | 50        | 141-170  | Harvest        | Clearcut with Retention | 413 - Aspen             | Even-Aged     | No          |
| <p><u>Prescription</u> Clearcut with retention. retention to be in patches, not to exceed 3% of stand acreage. leave some mature aspen in the red line. Leave all conifer for species diversity. Retention pocket should be in the north near other aspen stands. Winter cut.</p> <p><u>Specs:</u></p> <p><u>Next Step</u> Monitoring, Natural Regen (Re-Inventory)</p> <p><u>Treatments:</u></p> <p><u>Acceptable</u> Aspen with northern hardwoods species</p> <p><u>Regen:</u></p> <p><u>Other</u></p> <p><u>Comment:</u></p> <p><u>Site Condition</u></p> <p><u>Proposed Start Date:</u> 10/1 /2020</p>  |       |   |                 |           |          |                |                         |                         |               |             |
| <b>75 42074075-Cut</b>   | 109.2 | 4112 - Maple, Beech, Cherry Association | Sawtimber Well  | 90        | 111-140  | Harvest        | Single Tree Selection   | 411 - Northern Hardwood | Uneven-Aged   | No          |
| <p><u>Prescription</u> Selection harvest. Residual BA to average 70-80 sq ft. Reduce residual BA to 50-60 in areas of lower quality timber. Remove most of the aspen for deer food. Retain a component of aspen and yellow birch for future soft snags. Retain all hemlock for wintering deer. Winter harvest.</p> <p><u>Specs:</u></p> <p><u>Next Step</u> Monitoring, Natural Regen (Re-Inventory)</p> <p><u>Treatments:</u></p> <p><u>Acceptable</u> Northern hardwoods species with component of aspen and conifers.</p> <p><u>Regen:</u></p> <p><u>Other</u> Old notes.....Hold for 10 years for diversity with the amount of harvests prescribed. Possible shelterwood next entry year to release good quality poles and remove over mature maple.</p> <p><u>Comment:</u></p> <p><u>Site Condition</u></p> <p><u>Proposed Start Date:</u> 10/1 /2020</p> |       |   |                 |           |          |                |                         |                         |               |             |
| <b>469 42074469-Plant</b>  | 5.5   | 4112 - Maple, Beech, Cherry Association | Poletimber Poor | 35        | 1-50     | Planting       | Other - Specify         | 411 - Northern Hardwood | Uneven-Aged   | No          |
| <p><u>Prescription</u> Wildlife division to plant oak within the stand. Oak should not be planted near roads due to plowing for winter harvesting activities.</p> <p><u>Specs:</u></p> <p><u>Next Step</u> Monitoring, Other - Specify</p> <p><u>Treatments:</u></p> <p><u>Acceptable</u> northern hardwoods</p> <p><u>Regen:</u></p> <p><u>Other</u></p> <p><u>Comment:</u></p> <p><u>Site Condition</u></p> <p><u>Proposed Start Date:</u> 10/1 /2020</p>  |       |   |                 |           |          |                |                         |                         |               |             |

**Total Treatment** 619.9  
**Acres Proposed:**

# Report 4 – Site Conditions

Newberry Mgt. Unit  
Jason Tokar : Examiner

Compartment: 74  
Year of Entry: 2021



### Availability for Management

| Total<br>Acres | Acres<br>Available | Acres Avail    |               | Dominant Site Conditions    | Dominant Site Conditions |    |    |     |     |    |    |  |    |
|----------------|--------------------|----------------|---------------|-----------------------------|--------------------------|----|----|-----|-----|----|----|--|----|
|                |                    | With Condition | Not Available |                             | 5C                       | 1C | 2G | 3H  | 3L  | 5D | 5E |  |    |
| 472            | 468                | 0              | 4             | Aspen                       |                          |    |    | 0   |     |    |    |  | 4  |
| 566            | 0                  | 0              | 566           | Cedar                       |                          |    | 0  | 566 |     |    |    |  |    |
| 8              | 8                  | 0              | 0             | Herbaceous Openland         |                          |    |    |     |     |    |    |  |    |
| 41             | 19                 | 0              | 22            | Lowland Aspen/Balsam Poplar |                          |    |    | 0   | 22  |    |    |  |    |
| 209            | 97                 | 0              | 113           | Lowland Conifers            |                          |    | 0  | 49  | 63  |    |    |  |    |
| 2              | 2                  | 0              | 0             | Lowland Shrub               |                          |    |    |     |     |    |    |  |    |
| 87             | 31                 | 0              | 55            | Lowland Spruce/Fir          |                          |    | 35 | 2   |     | 19 |    |  |    |
| 28             | 28                 | 0              | 0             | Marsh                       |                          |    |    |     |     |    |    |  |    |
| 24             | 24                 | 0              | 0             | Mixed Upland Deciduous      |                          |    |    | 0   |     |    |    |  |    |
| 59             | 21                 | 38             | 0             | Natural Mixed Pines         | 38                       |    |    |     |     |    |    |  |    |
| 1571           | 1417               | 154            | 0             | Northern Hardwood           | 154                      |    |    | 0   |     |    |    |  |    |
| 21             | 21                 | 0              | 0             | Red Pine                    |                          |    |    |     |     |    |    |  |    |
| 64             | 0                  | 0              | 63            | Tamarack                    |                          |    |    | 0   | 63  |    |    |  |    |
| 2              | 0                  | 0              | 2             | Treed Bog                   |                          |    |    |     |     | 2  |    |  |    |
| 13             | 8                  | 0              | 5             | Upland Conifers             |                          |    |    | 5   |     |    |    |  |    |
| 11             | 0                  | 0              | 11            | Upland Mixed Forest         |                          |    |    |     |     |    |    |  | 11 |
| 13             | 8                  | 0              | 5             | White Pine                  |                          | 5  |    |     |     |    |    |  |    |
| 3,190          | 2,152              | 192            | 846           | Total Forested Acres        | 192                      | 5  | 35 | 622 | 148 | 21 | 15 |  |    |
|                | 67%                | 6%             | 27%           | Relative Percent            |                          |    |    |     |     |    |    |  |    |

\*Due to limitations in the current Site Conditions Analysis tool, all nonforested acres are considered available. Future development will enable analysis of nonforested types.

| Site No.         | Dominant Site Cond Availability | Dominant Site Condition              | Acres | Other Site Condition | Other Site Condition | Other Site Condition | Other Site Condition |
|------------------|---------------------------------|--------------------------------------|-------|----------------------|----------------------|----------------------|----------------------|
| 1                | Unavailable                     | 3L: Other wildlife concerns          | 35    | 2E: Road needed      | Unspecified          | Unspecified          | Unspecified          |
| <b>Comments:</b> |                                 |                                      |       |                      |                      |                      |                      |
| 2                | Unavailable                     | 1C: Other dept or div proc/practices | 5     | Unspecified          | Unspecified          | Unspecified          | Unspecified          |
| <b>Comments:</b> |                                 |                                      |       |                      |                      |                      |                      |

## Report 4 – Site Conditions

Newberry Mgt. Unit  
Jason Tokar : Examiner

Compartment: 74  
Year of Entry: 2021



|  |                    |  |    |   |             |             |             |
|--|--------------------|--|----|---|-------------|-------------|-------------|
| 3  | <b>Unavailable</b> | <b>5E: Long-Term Retention</b>   | 15 | Unspecified   | Unspecified | Unspecified | Unspecified |
| <b>Comments:</b><br>Long term retention left after "Compartment 74 Aspen" timber sale, 014-11-01 |                    |  |    |   |             |             |             |
| 4  | <b>Unavailable</b> | <b>3H: Deer Wintering Area - habitat is incompatible with harvest at this time</b> | 2  | Unspecified   | Unspecified | Unspecified | Unspecified |
| <b>Comments:</b>   |                    |  |    |   |             |             |             |
| 5  | <b>Unavailable</b> | <b>3H: Deer Wintering Area - habitat is incompatible with harvest at this time</b> | 5  | Unspecified   | Unspecified | Unspecified | Unspecified |
| <b>Comments:</b><br>Obligate deer yard.  |                    |  |    |   |             |             |             |
| 6  | <b>Unavailable</b> | <b>5D: Unproductive Forest Land</b>  | 19 | Unspecified   | Unspecified | Unspecified | Unspecified |
| <b>Comments:</b>   |                    |  |    |   |             |             |             |
| 7  | <b>Unavailable</b> | <b>5D: Unproductive Forest Land</b>  | 2  | Unspecified   | Unspecified | Unspecified | Unspecified |
| <b>Comments:</b>   |                    |  |    |   |             |             |             |
| 9  | <b>Unavailable</b> | <b>3L: Other wildlife concerns</b>   | 28 | 2B: Unknown if access through adjacent landowner(s) is possible | Unspecified | Unspecified | Unspecified |
| <b>Comments:</b>   |                    |  |    |   |             |             |             |

## Report 4 – Site Conditions

Newberry Mgt. Unit  
Jason Tokar : Examiner

Compartment: 74  
Year of Entry: 2021



|                  |                    |   |     |             |             |             |             |
|------------------|--------------------|---|-----|-------------|-------------|-------------|-------------|
| 11               | <b>Unavailable</b> | <b>3H: Deer Wintering Area - habitat is incompatible with harvest at this time</b>  | 0   | Unspecified | Unspecified | Unspecified | Unspecified |
| <b>Comments:</b> |                    |   |     |             |             |             |             |
| 12               | <b>Available</b>   | <b>5C: Delay treatment for age/size class diversity or exceptional site quality</b> | 38  | Unspecified | Unspecified | Unspecified | Unspecified |
| <b>Comments:</b> |                    |   |     |             |             |             |             |
| 13               | <b>Available</b>   | <b>5C: Delay treatment for age/size class diversity or exceptional site quality</b> | 154 | Unspecified | Unspecified | Unspecified | Unspecified |
| <b>Comments:</b> |                    |   |     |             |             |             |             |
| 14               | <b>Unavailable</b> | <b>3L: Other wildlife concerns</b>  | 63  | Unspecified | Unspecified | Unspecified | Unspecified |
| <b>Comments:</b> |                    |   |     |             |             |             |             |
| 15               | <b>Unavailable</b> | <b>3H: Deer Wintering Area - habitat is incompatible with harvest at this time</b>  | 37  | Unspecified | Unspecified | Unspecified | Unspecified |
| <b>Comments:</b> |                    |   |     |             |             |             |             |
| 16               | <b>Unavailable</b> | <b>3L: Other wildlife concerns</b>  | 22  | Unspecified | Unspecified | Unspecified | Unspecified |
| <b>Comments:</b> |                    |   |     |             |             |             |             |

## Report 4 – Site Conditions

Newberry Mgt. Unit  
Jason Tokar : Examiner

Compartment: 74  
Year of Entry: 2021



|                  |             |   |     |   |  |             |             |
|------------------|-------------|---|-----|---|--|-------------|-------------|
| 17               | Unavailable | 3H: Deer Wintering Area - habitat is incompatible with harvest at this time | 437 | Unspecified   | Unspecified  | Unspecified | Unspecified |
| <b>Comments:</b> |             |   |     |   |  |             |             |
| 25               | Unavailable | 2G: Too wet (sensitive soils, does not include access issues)               | 35  | 3H: Deer Wintering Area - habitat is incompatible with harvest at this time | 4A: No Markets Available for these Forest Products | Unspecified | Unspecified |
| <b>Comments:</b> |             |   |     |   |  |             |             |
| 89               | Unavailable | 3H: Deer Wintering Area - habitat is incompatible with harvest at this time | 8   | Unspecified   | Unspecified  | Unspecified | Unspecified |
| <b>Comments:</b> |             |   |     |   |  |             |             |
| 90               | Unavailable | 3H: Deer Wintering Area - habitat is incompatible with harvest at this time | 132 | Unspecified   | Unspecified  | Unspecified | Unspecified |
| <b>Comments:</b> |             |   |     |   |  |             |             |

Mgt. Unit

Compartment: #Type!

Year of Entry:



### Report 5 – PROPOSED SPECIAL CONSERVATION AREA\* (SCA) DETAILS

\* This is a partial list of SCAs for this compartment. Not included are those areas identified under other Department initiatives (Natural Rivers, Deer Wintering Areas, etc.). Those will be identified in separate, future map and report products.

| SCA Name        | SCA Category | Detail Type | Recommendation | Acres |
|-----------------|--------------|-------------|----------------|-------|
| <b>Comments</b> |              |             |                |       |



**Report 6 – EXISTING SPECIAL CONSERVATION AREA DETAILS**

\* This is a list of SCA's for this compartment along with a 1/4 mile buffer surrounding the compartment. Refer to the Special Conservation Area Map for locations of the below listed Conservation Areas.

ERA = Ecological Reference Area  
 HCVA = High Conservation Value Area  
 SCA = Special Conservation Area

| Conservation Area | Type         | Description   |
|-------------------|--------------|---|
| SCA               | Habitat Area | An area that provide some specific need for the life cycle of wildlife species, including State Wildlife Areas and Waterfowl Production Areas, deer wintering complexes in lowland conifer communities, grassland openings and savannas. Habitat areas are distinct from critical habitat designated for recovery of endangered or threatened species (such as Kirtland's warbler or piping plover areas) in that they are more general in nature, are not primarily associated with threatened or endangered species, and are not covered by species recovery plans that are developed in cooperation with Federal agencies. |



| Stand  | Level 4 Cover Type                         | Size Density      | Acres   | Stand Age  | BA Range | Managed Site | General Comments   |    |              |   |     |                      |    |          |   |     |   |    |                    |         |             |  |                      |                    |             |             |  |                      |                    |             |                      |              |                      |             |             |         |            |        |          |         |              |        |          |         |
|--|--|-------------------|---------|------------|----------|--------------|--|----|--------------|---|-----|----------------------|----|----------|---|-----|---|----|--------------------|---------|-------------|--|----------------------|--------------------|-------------|-------------|--|----------------------|--------------------|-------------|----------------------|--------------|----------------------|-------------|-------------|---------|------------|--------|----------|---------|--------------|--------|----------|---------|
| 1  | 6129 - Mixed Coniferous Lowland Forest     | Poletimber Medium | 3.6     | 93         | 1-50     | N/A          | OPIC - FMD: DRIP Land Purchase - 2004  |    |              |   |     |                      |    |          |   |     |   |    |                    |         |             |  |                      |                    |             |             |  |                      |                    |             |                      |              |                      |             |             |         |            |        |          |         |              |        |          |         |
| 2  | 6120 - Lowland Cedar                       | Poletimber Well   | 37.5    | 101        | 111-140  | N/A          | DRIP Land Purchase - 2004. Mixed stand of spruce and cedar. Portion of the stand near the road is mainly black spruce.   |    |              |   |     |                      |    |          |   |     |   |    |                    |         |             |  |                      |                    |             |             |  |                      |                    |             |                      |              |                      |             |             |         |            |        |          |         |              |        |          |         |
| <table border="1"> <thead> <tr> <th>Canopy Species</th> <th>% Cover</th> <th>Size Class</th> <th>DBH</th> <th>Age</th> </tr> </thead> <tbody> <tr> <td>Northern White Cedar</td> <td>65</td> <td>Pole/Log</td> <td>9</td> <td>101</td> </tr> <tr> <td>Black Spruce</td> <td>30</td> <td>Pole</td> <td>8</td> <td></td> </tr> </tbody> </table>   |  | Canopy Species    | % Cover | Size Class | DBH      | Age          | Northern White Cedar   | 65 | Pole/Log     | 9 | 101 | Black Spruce         | 30 | Pole     | 8 |     | <table border="1"> <thead> <tr> <th>Sub-Canopy Species</th> <th>Density</th> <th>Avg. Height</th> <th>Size</th> </tr> </thead> <tbody> <tr> <td>Black Spruce</td> <td>Medium</td> <td>Variable</td> <td>Sapling</td> </tr> <tr> <td>Balsam Fir</td> <td>Low</td> <td>Variable</td> <td>Sapling</td> </tr> <tr> <td>Northern White Cedar</td> <td>Low</td> <td>5 - 10 feet</td> <td>Sapling</td> </tr> </tbody> </table> |    | Sub-Canopy Species | Density | Avg. Height | Size   | Black Spruce         | Medium             | Variable    | Sapling     | Balsam Fir   | Low                  | Variable           | Sapling     | Northern White Cedar | Low          | 5 - 10 feet          | Sapling     |             |         |            |        |          |         |              |        |          |         |
| Canopy Species   | % Cover                                    | Size Class        | DBH     | Age        |          |              |  |    |              |   |     |                      |    |          |   |     |   |    |                    |         |             |  |                      |                    |             |             |  |                      |                    |             |                      |              |                      |             |             |         |            |        |          |         |              |        |          |         |
| Northern White Cedar   | 65   | Pole/Log          | 9       | 101        |          |              |  |    |              |   |     |                      |    |          |   |     |   |    |                    |         |             |  |                      |                    |             |             |  |                      |                    |             |                      |              |                      |             |             |         |            |        |          |         |              |        |          |         |
| Black Spruce   | 30   | Pole              | 8       |            |          |              |  |    |              |   |     |                      |    |          |   |     |   |    |                    |         |             |  |                      |                    |             |             |  |                      |                    |             |                      |              |                      |             |             |         |            |        |          |         |              |        |          |         |
| Sub-Canopy Species   | Density                                    | Avg. Height       | Size    |            |          |              |  |    |              |   |     |                      |    |          |   |     |   |    |                    |         |             |  |                      |                    |             |             |  |                      |                    |             |                      |              |                      |             |             |         |            |        |          |         |              |        |          |         |
| Black Spruce   | Medium                                     | Variable          | Sapling |            |          |              |  |    |              |   |     |                      |    |          |   |     |   |    |                    |         |             |  |                      |                    |             |             |  |                      |                    |             |                      |              |                      |             |             |         |            |        |          |         |              |        |          |         |
| Balsam Fir   | Low  | Variable          | Sapling |            |          |              |  |    |              |   |     |                      |    |          |   |     |   |    |                    |         |             |  |                      |                    |             |             |  |                      |                    |             |                      |              |                      |             |             |         |            |        |          |         |              |        |          |         |
| Northern White Cedar   | Low  | 5 - 10 feet       | Sapling |            |          |              |  |    |              |   |     |                      |    |          |   |     |   |    |                    |         |             |  |                      |                    |             |             |  |                      |                    |             |                      |              |                      |             |             |         |            |        |          |         |              |        |          |         |
| 3  | 6128 - Lowland Coniferous, Mixed Deciduous | Sapling Well      | 14.3    | 27         | Immature | N/A          | DRIP Land Purchase - 2004. Young spruce with tamarack and some cedar and balsam poplar. Balsam scattered throughout. Some larger diameter pole size spruce in pockets. Cedar poles in pockets. Very wet stand. Willow, Cattails. Pocket of A3 in west end of stand.          |    |              |   |     |                      |    |          |   |     |   |    |                    |         |             |  |                      |                    |             |             |  |                      |                    |             |                      |              |                      |             |             |         |            |        |          |         |              |        |          |         |
| <table border="1"> <thead> <tr> <th>Canopy Species</th> <th>% Cover</th> <th>Size Class</th> <th>DBH</th> <th>Age</th> </tr> </thead> <tbody> <tr> <td>Black Spruce</td> <td>40</td> <td>Sapling/Pole</td> <td>4</td> <td>27</td> </tr> <tr> <td>Tamarack</td> <td>20</td> <td>Sapling</td> <td>4</td> <td></td> </tr> <tr> <td>Balsam Poplar</td> <td>20</td> <td>Pole/Sapling</td> <td>5</td> <td></td> </tr> </tbody> </table>  |  | Canopy Species    | % Cover | Size Class | DBH      | Age          | Black Spruce   | 40 | Sapling/Pole | 4 | 27  | Tamarack             | 20 | Sapling  | 4 |     | Balsam Poplar   | 20 | Pole/Sapling       | 5       |             | <table border="1"> <thead> <tr> <th>Sub-Canopy Species</th> <th>Density</th> <th>Avg. Height</th> <th>Size</th> </tr> </thead> <tbody> <tr> <td>Northern White Cedar</td> <td>Low</td> <td>5 - 10 feet</td> <td>Sapling</td> </tr> <tr> <td>Black Spruce</td> <td>Low</td> <td>5 - 10 feet</td> <td>Sapling</td> </tr> </tbody> </table> |                      | Sub-Canopy Species | Density     | Avg. Height | Size   | Northern White Cedar | Low                | 5 - 10 feet | Sapling              | Black Spruce | Low                  | 5 - 10 feet | Sapling     |         |            |        |          |         |              |        |          |         |
| Canopy Species   | % Cover                                    | Size Class        | DBH     | Age        |          |              |  |    |              |   |     |                      |    |          |   |     |   |    |                    |         |             |  |                      |                    |             |             |  |                      |                    |             |                      |              |                      |             |             |         |            |        |          |         |              |        |          |         |
| Black Spruce   | 40   | Sapling/Pole      | 4       | 27         |          |              |  |    |              |   |     |                      |    |          |   |     |   |    |                    |         |             |  |                      |                    |             |             |  |                      |                    |             |                      |              |                      |             |             |         |            |        |          |         |              |        |          |         |
| Tamarack   | 20   | Sapling           | 4       |            |          |              |  |    |              |   |     |                      |    |          |   |     |   |    |                    |         |             |  |                      |                    |             |             |  |                      |                    |             |                      |              |                      |             |             |         |            |        |          |         |              |        |          |         |
| Balsam Poplar  | 20   | Pole/Sapling      | 5       |            |          |              |  |    |              |   |     |                      |    |          |   |     |   |    |                    |         |             |  |                      |                    |             |             |  |                      |                    |             |                      |              |                      |             |             |         |            |        |          |         |              |        |          |         |
| Sub-Canopy Species   | Density                                    | Avg. Height       | Size    |            |          |              |  |    |              |   |     |                      |    |          |   |     |   |    |                    |         |             |  |                      |                    |             |             |  |                      |                    |             |                      |              |                      |             |             |         |            |        |          |         |              |        |          |         |
| Northern White Cedar   | Low  | 5 - 10 feet       | Sapling |            |          |              |  |    |              |   |     |                      |    |          |   |     |   |    |                    |         |             |  |                      |                    |             |             |  |                      |                    |             |                      |              |                      |             |             |         |            |        |          |         |              |        |          |         |
| Black Spruce   | Low  | 5 - 10 feet       | Sapling |            |          |              |  |    |              |   |     |                      |    |          |   |     |   |    |                    |         |             |  |                      |                    |             |             |  |                      |                    |             |                      |              |                      |             |             |         |            |        |          |         |              |        |          |         |
| 4  | 6122 - Black Spruce                        | Poletimber Medium | 1.7     | 85         | 51-80    | N/A          | DRIP Land Purchase - 2004. Small patch of mainly spruce along the Basnau Road. Some aspen and cedar. Deer yard, conifer cover.   |    |              |   |     |                      |    |          |   |     |   |    |                    |         |             |  |                      |                    |             |             |  |                      |                    |             |                      |              |                      |             |             |         |            |        |          |         |              |        |          |         |
| <table border="1"> <thead> <tr> <th>Canopy Species</th> <th>% Cover</th> <th>Size Class</th> <th>DBH</th> <th>Age</th> </tr> </thead> <tbody> <tr> <td>Black Spruce</td> <td>65</td> <td>Pole</td> <td>8</td> <td>85</td> </tr> <tr> <td>Tamarack</td> <td>10</td> <td>Pole</td> <td>8</td> <td></td> </tr> <tr> <td>Northern White Cedar</td> <td>15</td> <td>Pole/Sapling</td> <td>7</td> <td></td> </tr> <tr> <td>Balsam Poplar</td> <td>10</td> <td>Pole</td> <td>9</td> <td></td> </tr> </tbody> </table> |  | Canopy Species    | % Cover | Size Class | DBH      | Age          | Black Spruce   | 65 | Pole         | 8 | 85  | Tamarack             | 10 | Pole     | 8 |     | Northern White Cedar  | 15 | Pole/Sapling       | 7       |             | Balsam Poplar  | 10                   | Pole               | 9           |             | <table border="1"> <thead> <tr> <th>Sub-Canopy Species</th> <th>Density</th> <th>Avg. Height</th> <th>Size</th> </tr> </thead> <tbody> <tr> <td>Northern White Cedar</td> <td>Low</td> <td>5 - 10 feet</td> <td>Sapling</td> </tr> <tr> <td>Balsam Fir</td> <td>Medium</td> <td>Variable</td> <td>Sapling</td> </tr> <tr> <td>Black Spruce</td> <td>Medium</td> <td>Variable</td> <td>Sapling</td> </tr> </tbody> </table> |                      | Sub-Canopy Species | Density     | Avg. Height          | Size         | Northern White Cedar | Low         | 5 - 10 feet | Sapling | Balsam Fir | Medium | Variable | Sapling | Black Spruce | Medium | Variable | Sapling |
| Canopy Species   | % Cover                                    | Size Class        | DBH     | Age        |          |              |  |    |              |   |     |                      |    |          |   |     |   |    |                    |         |             |  |                      |                    |             |             |  |                      |                    |             |                      |              |                      |             |             |         |            |        |          |         |              |        |          |         |
| Black Spruce   | 65   | Pole              | 8       | 85         |          |              |  |    |              |   |     |                      |    |          |   |     |   |    |                    |         |             |  |                      |                    |             |             |  |                      |                    |             |                      |              |                      |             |             |         |            |        |          |         |              |        |          |         |
| Tamarack   | 10   | Pole              | 8       |            |          |              |  |    |              |   |     |                      |    |          |   |     |   |    |                    |         |             |  |                      |                    |             |             |  |                      |                    |             |                      |              |                      |             |             |         |            |        |          |         |              |        |          |         |
| Northern White Cedar   | 15   | Pole/Sapling      | 7       |            |          |              |  |    |              |   |     |                      |    |          |   |     |   |    |                    |         |             |  |                      |                    |             |             |  |                      |                    |             |                      |              |                      |             |             |         |            |        |          |         |              |        |          |         |
| Balsam Poplar  | 10   | Pole              | 9       |            |          |              |  |    |              |   |     |                      |    |          |   |     |   |    |                    |         |             |  |                      |                    |             |             |  |                      |                    |             |                      |              |                      |             |             |         |            |        |          |         |              |        |          |         |
| Sub-Canopy Species   | Density                                    | Avg. Height       | Size    |            |          |              |  |    |              |   |     |                      |    |          |   |     |   |    |                    |         |             |  |                      |                    |             |             |  |                      |                    |             |                      |              |                      |             |             |         |            |        |          |         |              |        |          |         |
| Northern White Cedar   | Low  | 5 - 10 feet       | Sapling |            |          |              |  |    |              |   |     |                      |    |          |   |     |   |    |                    |         |             |  |                      |                    |             |             |  |                      |                    |             |                      |              |                      |             |             |         |            |        |          |         |              |        |          |         |
| Balsam Fir   | Medium                                     | Variable          | Sapling |            |          |              |  |    |              |   |     |                      |    |          |   |     |   |    |                    |         |             |  |                      |                    |             |             |  |                      |                    |             |                      |              |                      |             |             |         |            |        |          |         |              |        |          |         |
| Black Spruce   | Medium                                     | Variable          | Sapling |            |          |              |  |    |              |   |     |                      |    |          |   |     |   |    |                    |         |             |  |                      |                    |             |             |  |                      |                    |             |                      |              |                      |             |             |         |            |        |          |         |              |        |          |         |
| 5  | 6128 - Lowland Coniferous, Mixed Deciduous | Sapling Well      | 3.6     | 27         | Immature | N/A          | DRIP Land Purchase - 2004. Young spruce with tamarack and some cedar and balsam poplar. Balsam scattered throughout. Some larger diameter pole size spruce in pockets. Very wet stand. Stand starting to transition to a small diameter pole stand. Good cedar regeneration. |    |              |   |     |                      |    |          |   |     |   |    |                    |         |             |  |                      |                    |             |             |  |                      |                    |             |                      |              |                      |             |             |         |            |        |          |         |              |        |          |         |
| <table border="1"> <thead> <tr> <th>Canopy Species</th> <th>% Cover</th> <th>Size Class</th> <th>DBH</th> <th>Age</th> </tr> </thead> <tbody> <tr> <td>Black Spruce</td> <td>40</td> <td>Pole/Sapling</td> <td>5</td> <td>27</td> </tr> <tr> <td>Tamarack</td> <td>30</td> <td>Sapling</td> <td>4</td> <td></td> </tr> <tr> <td>Northern White Cedar</td> <td>10</td> <td>Sapling</td> <td>3</td> <td></td> </tr> </tbody> </table>  |  | Canopy Species    | % Cover | Size Class | DBH      | Age          | Black Spruce   | 40 | Pole/Sapling | 5 | 27  | Tamarack             | 30 | Sapling  | 4 |     | Northern White Cedar  | 10 | Sapling            | 3       |             | <table border="1"> <thead> <tr> <th>Sub-Canopy Species</th> <th>Density</th> <th>Avg. Height</th> <th>Size</th> </tr> </thead> <tbody> <tr> <td>Northern White Cedar</td> <td>Medium</td> <td>5 - 10 feet</td> <td>Sapling</td> </tr> </tbody> </table>  |                      | Sub-Canopy Species | Density     | Avg. Height | Size   | Northern White Cedar | Medium             | 5 - 10 feet | Sapling              |              |                      |             |             |         |            |        |          |         |              |        |          |         |
| Canopy Species   | % Cover                                    | Size Class        | DBH     | Age        |          |              |  |    |              |   |     |                      |    |          |   |     |   |    |                    |         |             |  |                      |                    |             |             |  |                      |                    |             |                      |              |                      |             |             |         |            |        |          |         |              |        |          |         |
| Black Spruce   | 40   | Pole/Sapling      | 5       | 27         |          |              |  |    |              |   |     |                      |    |          |   |     |   |    |                    |         |             |  |                      |                    |             |             |  |                      |                    |             |                      |              |                      |             |             |         |            |        |          |         |              |        |          |         |
| Tamarack   | 30   | Sapling           | 4       |            |          |              |  |    |              |   |     |                      |    |          |   |     |   |    |                    |         |             |  |                      |                    |             |             |  |                      |                    |             |                      |              |                      |             |             |         |            |        |          |         |              |        |          |         |
| Northern White Cedar   | 10   | Sapling           | 3       |            |          |              |  |    |              |   |     |                      |    |          |   |     |   |    |                    |         |             |  |                      |                    |             |             |  |                      |                    |             |                      |              |                      |             |             |         |            |        |          |         |              |        |          |         |
| Sub-Canopy Species   | Density                                    | Avg. Height       | Size    |            |          |              |  |    |              |   |     |                      |    |          |   |     |   |    |                    |         |             |  |                      |                    |             |             |  |                      |                    |             |                      |              |                      |             |             |         |            |        |          |         |              |        |          |         |
| Northern White Cedar   | Medium                                     | 5 - 10 feet       | Sapling |            |          |              |  |    |              |   |     |                      |    |          |   |     |   |    |                    |         |             |  |                      |                    |             |             |  |                      |                    |             |                      |              |                      |             |             |         |            |        |          |         |              |        |          |         |
| 6  | 6120 - Lowland Cedar                       | Poletimber Well   | 1.4     | 101        | 81-110   | N/A          | DRIP Land Purchase - 2004. Mixed stand of spruce and cedar. Deer activity.   |    |              |   |     |                      |    |          |   |     |   |    |                    |         |             |  |                      |                    |             |             |  |                      |                    |             |                      |              |                      |             |             |         |            |        |          |         |              |        |          |         |
| <table border="1"> <thead> <tr> <th>Canopy Species</th> <th>% Cover</th> <th>Size Class</th> <th>DBH</th> <th>Age</th> </tr> </thead> <tbody> <tr> <td>Black Spruce</td> <td>40</td> <td>Pole</td> <td>8</td> <td></td> </tr> <tr> <td>Northern White Cedar</td> <td>60</td> <td>Pole/Log</td> <td>9</td> <td>101</td> </tr> </tbody> </table>   |  | Canopy Species    | % Cover | Size Class | DBH      | Age          | Black Spruce   | 40 | Pole         | 8 |     | Northern White Cedar | 60 | Pole/Log | 9 | 101 | <table border="1"> <thead> <tr> <th>Sub-Canopy Species</th> <th>Density</th> <th>Avg. Height</th> <th>Size</th> </tr> </thead> <tbody> <tr> <td>Northern White Cedar</td> <td>Low</td> <td>5 - 10 feet</td> <td>Sapling</td> </tr> <tr> <td>Black Spruce</td> <td>Medium</td> <td>Variable</td> <td>Sapling</td> </tr> <tr> <td>Balsam Fir</td> <td>Low</td> <td>Variable</td> <td>Sapling</td> </tr> </tbody> </table> |    | Sub-Canopy Species | Density | Avg. Height | Size   | Northern White Cedar | Low                | 5 - 10 feet | Sapling     | Black Spruce   | Medium               | Variable           | Sapling     | Balsam Fir           | Low          | Variable             | Sapling     |             |         |            |        |          |         |              |        |          |         |
| Canopy Species   | % Cover                                    | Size Class        | DBH     | Age        |          |              |  |    |              |   |     |                      |    |          |   |     |   |    |                    |         |             |  |                      |                    |             |             |  |                      |                    |             |                      |              |                      |             |             |         |            |        |          |         |              |        |          |         |
| Black Spruce   | 40   | Pole              | 8       |            |          |              |  |    |              |   |     |                      |    |          |   |     |   |    |                    |         |             |  |                      |                    |             |             |  |                      |                    |             |                      |              |                      |             |             |         |            |        |          |         |              |        |          |         |
| Northern White Cedar   | 60   | Pole/Log          | 9       | 101        |          |              |  |    |              |   |     |                      |    |          |   |     |   |    |                    |         |             |  |                      |                    |             |             |  |                      |                    |             |                      |              |                      |             |             |         |            |        |          |         |              |        |          |         |
| Sub-Canopy Species   | Density                                    | Avg. Height       | Size    |            |          |              |  |    |              |   |     |                      |    |          |   |     |   |    |                    |         |             |  |                      |                    |             |             |  |                      |                    |             |                      |              |                      |             |             |         |            |        |          |         |              |        |          |         |
| Northern White Cedar   | Low  | 5 - 10 feet       | Sapling |            |          |              |  |    |              |   |     |                      |    |          |   |     |   |    |                    |         |             |  |                      |                    |             |             |  |                      |                    |             |                      |              |                      |             |             |         |            |        |          |         |              |        |          |         |
| Black Spruce   | Medium                                     | Variable          | Sapling |            |          |              |  |    |              |   |     |                      |    |          |   |     |   |    |                    |         |             |  |                      |                    |             |             |  |                      |                    |             |                      |              |                      |             |             |         |            |        |          |         |              |        |          |         |
| Balsam Fir   | Low  | Variable          | Sapling |            |          |              |  |    |              |   |     |                      |    |          |   |     |   |    |                    |         |             |  |                      |                    |             |             |  |                      |                    |             |                      |              |                      |             |             |         |            |        |          |         |              |        |          |         |





| Stand  | Level 4 Cover Type                         | Size Density    | Acres      | Stand Age  | BA Range    | Managed Site | General Comments   |    |              |    |     |              |    |              |   |  |  |    |                    |         |             |  |                      |                    |              |             |              |                      |          |             |              |              |             |            |         |            |        |          |         |              |        |          |         |
|--|--|-----------------|------------|------------|-------------|--------------|--|----|--------------|----|-----|--------------|----|--------------|---|--|--|----|--------------------|---------|-------------|--|----------------------|--------------------|--------------|-------------|--------------|----------------------|----------|-------------|--------------|--------------|-------------|------------|---------|------------|--------|----------|---------|--------------|--------|----------|---------|
| 7  | 6129 - Mixed Coniferous Lowland Forest     | Poletimber Well | 28.9       | 39         | 1-50        | N/A          | DRIP Land Purchase - 2004. Thick regeneration of primarily spruce with a component of tamarack, cedar, white birch, balsam and bam. Good component of tamarack and cedar in understory. Very thick stand. Transitioning to a pole stand. Mix of species, good regeneration of all species. Occasional larger diameter spruce and white pine.   |    |              |    |     |              |    |              |   |  |  |    |                    |         |             |  |                      |                    |              |             |              |                      |          |             |              |              |             |            |         |            |        |          |         |              |        |          |         |
| <table border="1"> <thead> <tr> <th>Canopy Species</th> <th>% Cover</th> <th>Size Class</th> <th>DBH</th> <th>Age</th> </tr> </thead> <tbody> <tr> <td>Black Spruce</td> <td>40</td> <td>Pole</td> <td>7</td> <td>39</td> </tr> <tr> <td>Tamarack</td> <td>20</td> <td>Pole/Sapling</td> <td>6</td> <td></td> </tr> <tr> <td>Balsam Poplar</td> <td>10</td> <td>Pole/Sapling</td> <td>5</td> <td></td> </tr> </tbody> </table>   |  | Canopy Species  | % Cover    | Size Class | DBH         | Age          | Black Spruce   | 40 | Pole         | 7  | 39  | Tamarack     | 20 | Pole/Sapling | 6 |  | Balsam Poplar  | 10 | Pole/Sapling       | 5       |             | <table border="1"> <thead> <tr> <th>Sub-Canopy Species</th> <th>Density</th> <th>Avg. Height</th> <th>Size</th> </tr> </thead> <tbody> <tr> <td>Northern White Cedar</td> <td>Medium</td> <td>5 - 10 feet</td> <td>Sapling</td> </tr> <tr> <td>Black Spruce</td> <td>Medium</td> <td>Variable</td> <td>Sapling</td> </tr> <tr> <td>Balsam Fir</td> <td>Medium</td> <td>Variable</td> <td>Sapling</td> </tr> </tbody> </table>  |                      | Sub-Canopy Species | Density      | Avg. Height | Size         | Northern White Cedar | Medium   | 5 - 10 feet | Sapling      | Black Spruce | Medium      | Variable   | Sapling | Balsam Fir | Medium | Variable | Sapling |              |        |          |         |
| Canopy Species   | % Cover                                    | Size Class      | DBH        | Age        |             |              |  |    |              |    |     |              |    |              |   |  |  |    |                    |         |             |  |                      |                    |              |             |              |                      |          |             |              |              |             |            |         |            |        |          |         |              |        |          |         |
| Black Spruce   | 40   | Pole            | 7          | 39         |             |              |  |    |              |    |     |              |    |              |   |  |  |    |                    |         |             |  |                      |                    |              |             |              |                      |          |             |              |              |             |            |         |            |        |          |         |              |        |          |         |
| Tamarack   | 20   | Pole/Sapling    | 6          |            |             |              |  |    |              |    |     |              |    |              |   |  |  |    |                    |         |             |  |                      |                    |              |             |              |                      |          |             |              |              |             |            |         |            |        |          |         |              |        |          |         |
| Balsam Poplar  | 10   | Pole/Sapling    | 5          |            |             |              |  |    |              |    |     |              |    |              |   |  |  |    |                    |         |             |  |                      |                    |              |             |              |                      |          |             |              |              |             |            |         |            |        |          |         |              |        |          |         |
| Sub-Canopy Species   | Density                                    | Avg. Height     | Size       |            |             |              |  |    |              |    |     |              |    |              |   |  |  |    |                    |         |             |  |                      |                    |              |             |              |                      |          |             |              |              |             |            |         |            |        |          |         |              |        |          |         |
| Northern White Cedar   | Medium                                     | 5 - 10 feet     | Sapling    |            |             |              |  |    |              |    |     |              |    |              |   |  |  |    |                    |         |             |  |                      |                    |              |             |              |                      |          |             |              |              |             |            |         |            |        |          |         |              |        |          |         |
| Black Spruce   | Medium                                     | Variable        | Sapling    |            |             |              |  |    |              |    |     |              |    |              |   |  |  |    |                    |         |             |  |                      |                    |              |             |              |                      |          |             |              |              |             |            |         |            |        |          |         |              |        |          |         |
| Balsam Fir   | Medium                                     | Variable        | Sapling    |            |             |              |  |    |              |    |     |              |    |              |   |  |  |    |                    |         |             |  |                      |                    |              |             |              |                      |          |             |              |              |             |            |         |            |        |          |         |              |        |          |         |
| 8  | 6120 - Lowland Cedar                       | Poletimber Well | 7.5        | 124        | 111-140     | N/A          | DRIP Land Purchase - 2004. Cedar. Thick throughout the stand. Slightly smaller diameters than surrounding stand. Not as much tamarack mixed in. Good component of submerchantable (3-4 inch) cedar. Good winter deer cover.  |    |              |    |     |              |    |              |   |  |  |    |                    |         |             |  |                      |                    |              |             |              |                      |          |             |              |              |             |            |         |            |        |          |         |              |        |          |         |
| <table border="1"> <thead> <tr> <th>Canopy Species</th> <th>% Cover</th> <th>Size Class</th> <th>DBH</th> <th>Age</th> </tr> </thead> <tbody> <tr> <td>Northern White Cedar</td> <td>90</td> <td>Pole</td> <td>8</td> <td>124</td> </tr> <tr> <td>Black Spruce</td> <td>10</td> <td>Pole/Sapling</td> <td>7</td> <td></td> </tr> </tbody> </table>   |  | Canopy Species  | % Cover    | Size Class | DBH         | Age          | Northern White Cedar   | 90 | Pole         | 8  | 124 | Black Spruce | 10 | Pole/Sapling | 7 |  | <table border="1"> <thead> <tr> <th>Sub-Canopy Species</th> <th>Density</th> <th>Avg. Height</th> <th>Size</th> </tr> </thead> <tbody> <tr> <td>Northern White Cedar</td> <td>Medium</td> <td>10 - 20 feet</td> <td>Sapling</td> </tr> <tr> <td>Balsam Fir</td> <td>Medium</td> <td>Variable</td> <td>Sapling</td> </tr> <tr> <td>Black Spruce</td> <td>Medium</td> <td>Variable</td> <td>Sapling</td> </tr> </tbody> </table> |    | Sub-Canopy Species | Density | Avg. Height | Size   | Northern White Cedar | Medium             | 10 - 20 feet | Sapling     | Balsam Fir   | Medium               | Variable | Sapling     | Black Spruce | Medium       | Variable    | Sapling    |         |            |        |          |         |              |        |          |         |
| Canopy Species   | % Cover                                    | Size Class      | DBH        | Age        |             |              |  |    |              |    |     |              |    |              |   |  |  |    |                    |         |             |  |                      |                    |              |             |              |                      |          |             |              |              |             |            |         |            |        |          |         |              |        |          |         |
| Northern White Cedar   | 90   | Pole            | 8          | 124        |             |              |  |    |              |    |     |              |    |              |   |  |  |    |                    |         |             |  |                      |                    |              |             |              |                      |          |             |              |              |             |            |         |            |        |          |         |              |        |          |         |
| Black Spruce   | 10   | Pole/Sapling    | 7          |            |             |              |  |    |              |    |     |              |    |              |   |  |  |    |                    |         |             |  |                      |                    |              |             |              |                      |          |             |              |              |             |            |         |            |        |          |         |              |        |          |         |
| Sub-Canopy Species   | Density                                    | Avg. Height     | Size       |            |             |              |  |    |              |    |     |              |    |              |   |  |  |    |                    |         |             |  |                      |                    |              |             |              |                      |          |             |              |              |             |            |         |            |        |          |         |              |        |          |         |
| Northern White Cedar   | Medium                                     | 10 - 20 feet    | Sapling    |            |             |              |  |    |              |    |     |              |    |              |   |  |  |    |                    |         |             |  |                      |                    |              |             |              |                      |          |             |              |              |             |            |         |            |        |          |         |              |        |          |         |
| Balsam Fir   | Medium                                     | Variable        | Sapling    |            |             |              |  |    |              |    |     |              |    |              |   |  |  |    |                    |         |             |  |                      |                    |              |             |              |                      |          |             |              |              |             |            |         |            |        |          |         |              |        |          |         |
| Black Spruce   | Medium                                     | Variable        | Sapling    |            |             |              |  |    |              |    |     |              |    |              |   |  |  |    |                    |         |             |  |                      |                    |              |             |              |                      |          |             |              |              |             |            |         |            |        |          |         |              |        |          |         |
| 9  | 6120 - Lowland Cedar                       | Sawtimber Well  | 67.8       | 124        | 141-170     | N/A          | DRIP Land Purchase - 2004. Cedar. Thick throughout most of the stand. Areas with higher tamarack component. Open areas of C5 (blowdown) with maple and balsam regeneration. Good winter deer cover, thermal cover. Good snow intercept value. Some pockets of good cedar regen   |    |              |    |     |              |    |              |   |  |  |    |                    |         |             |  |                      |                    |              |             |              |                      |          |             |              |              |             |            |         |            |        |          |         |              |        |          |         |
| <table border="1"> <thead> <tr> <th>Canopy Species</th> <th>% Cover</th> <th>Size Class</th> <th>DBH</th> <th>Age</th> </tr> </thead> <tbody> <tr> <td>Northern White Cedar</td> <td>55</td> <td>Log/Pole</td> <td>10</td> <td>124</td> </tr> <tr> <td>Black Spruce</td> <td>20</td> <td>Pole</td> <td>9</td> <td></td> </tr> <tr> <td>Tamarack</td> <td>15</td> <td>Pole</td> <td>9</td> <td></td> </tr> </tbody> </table>  |  | Canopy Species  | % Cover    | Size Class | DBH         | Age          | Northern White Cedar   | 55 | Log/Pole     | 10 | 124 | Black Spruce | 20 | Pole         | 9 |  | Tamarack   | 15 | Pole               | 9       |             | <table border="1"> <thead> <tr> <th>Sub-Canopy Species</th> <th>Density</th> <th>Avg. Height</th> <th>Size</th> </tr> </thead> <tbody> <tr> <td>Northern White Cedar</td> <td>Low</td> <td>5 - 10 feet</td> <td>Sapling</td> </tr> <tr> <td>Red Maple</td> <td>Low</td> <td>Variable</td> <td>Sapling</td> </tr> <tr> <td>Balsam Fir</td> <td>Medium</td> <td>Variable</td> <td>Sapling</td> </tr> <tr> <td>Black Spruce</td> <td>Medium</td> <td>Variable</td> <td>Sapling</td> </tr> </tbody> </table> |                      | Sub-Canopy Species | Density      | Avg. Height | Size         | Northern White Cedar | Low      | 5 - 10 feet | Sapling      | Red Maple    | Low         | Variable   | Sapling | Balsam Fir | Medium | Variable | Sapling | Black Spruce | Medium | Variable | Sapling |
| Canopy Species   | % Cover                                    | Size Class      | DBH        | Age        |             |              |  |    |              |    |     |              |    |              |   |  |  |    |                    |         |             |  |                      |                    |              |             |              |                      |          |             |              |              |             |            |         |            |        |          |         |              |        |          |         |
| Northern White Cedar   | 55   | Log/Pole        | 10         | 124        |             |              |  |    |              |    |     |              |    |              |   |  |  |    |                    |         |             |  |                      |                    |              |             |              |                      |          |             |              |              |             |            |         |            |        |          |         |              |        |          |         |
| Black Spruce   | 20   | Pole            | 9          |            |             |              |  |    |              |    |     |              |    |              |   |  |  |    |                    |         |             |  |                      |                    |              |             |              |                      |          |             |              |              |             |            |         |            |        |          |         |              |        |          |         |
| Tamarack   | 15   | Pole            | 9          |            |             |              |  |    |              |    |     |              |    |              |   |  |  |    |                    |         |             |  |                      |                    |              |             |              |                      |          |             |              |              |             |            |         |            |        |          |         |              |        |          |         |
| Sub-Canopy Species   | Density                                    | Avg. Height     | Size       |            |             |              |  |    |              |    |     |              |    |              |   |  |  |    |                    |         |             |  |                      |                    |              |             |              |                      |          |             |              |              |             |            |         |            |        |          |         |              |        |          |         |
| Northern White Cedar   | Low  | 5 - 10 feet     | Sapling    |            |             |              |  |    |              |    |     |              |    |              |   |  |  |    |                    |         |             |  |                      |                    |              |             |              |                      |          |             |              |              |             |            |         |            |        |          |         |              |        |          |         |
| Red Maple  | Low  | Variable        | Sapling    |            |             |              |  |    |              |    |     |              |    |              |   |  |  |    |                    |         |             |  |                      |                    |              |             |              |                      |          |             |              |              |             |            |         |            |        |          |         |              |        |          |         |
| Balsam Fir   | Medium                                     | Variable        | Sapling    |            |             |              |  |    |              |    |     |              |    |              |   |  |  |    |                    |         |             |  |                      |                    |              |             |              |                      |          |             |              |              |             |            |         |            |        |          |         |              |        |          |         |
| Black Spruce   | Medium                                     | Variable        | Sapling    |            |             |              |  |    |              |    |     |              |    |              |   |  |  |    |                    |         |             |  |                      |                    |              |             |              |                      |          |             |              |              |             |            |         |            |        |          |         |              |        |          |         |
| 10   | 6129 - Mixed Coniferous Lowland Forest     | Sapling Well    | 3.7        | 39         | Unspecified | N/A          | Old cut, no records found. Looks to have been an old cedar cut. Black spruce, balsam and some cedar regeneration. 6-12 ft tall, fairly thick.  |    |              |    |     |              |    |              |   |  |  |    |                    |         |             |  |                      |                    |              |             |              |                      |          |             |              |              |             |            |         |            |        |          |         |              |        |          |         |
| 11   | 6128 - Lowland Coniferous, Mixed Deciduous | Sapling Well    | 17.2       | 37         | Unspecified | N/A          | DRIP Land Purchase - 2004. Young mixed conifer stand. Tamarack, spruce and cedar. Stand is transitioning to a small diameter pole stand. Q4/Q3 in areas. More cedar in the north end. Primarily spruce and balsam throughout most of the stand. Some white birch, bam, tamarack and red maple regeneration. Eastern 4 acres is slightly younger, cut in early 90's. Good component of cedar regeneration 4-8 ft tall. Stand is very thick in many areas. |    |              |    |     |              |    |              |   |  |  |    |                    |         |             |  |                      |                    |              |             |              |                      |          |             |              |              |             |            |         |            |        |          |         |              |        |          |         |
| <table border="1"> <thead> <tr> <th>Canopy Species</th> <th>% Cover</th> <th>Size Class</th> <th>DBH</th> <th>Age</th> </tr> </thead> <tbody> <tr> <td>Black Spruce</td> <td>30</td> <td>Sapling/Pole</td> <td>3</td> <td>37</td> </tr> <tr> <td>Tamarack</td> <td>23</td> <td>Sapling</td> <td>3</td> <td></td> </tr> <tr> <td>Northern White Cedar</td> <td>20</td> <td>Sapling</td> <td>3</td> <td></td> </tr> <tr> <td>Balsam Poplar</td> <td>15</td> <td>Sapling/Pole</td> <td>4</td> <td></td> </tr> </tbody> </table> |  | Canopy Species  | % Cover    | Size Class | DBH         | Age          | Black Spruce   | 30 | Sapling/Pole | 3  | 37  | Tamarack     | 23 | Sapling      | 3 |  | Northern White Cedar   | 20 | Sapling            | 3       |             | Balsam Poplar  | 15                   | Sapling/Pole       | 4            |             |              |                      |          |             |              |              |             |            |         |            |        |          |         |              |        |          |         |
| Canopy Species   | % Cover                                    | Size Class      | DBH        | Age        |             |              |  |    |              |    |     |              |    |              |   |  |  |    |                    |         |             |  |                      |                    |              |             |              |                      |          |             |              |              |             |            |         |            |        |          |         |              |        |          |         |
| Black Spruce   | 30   | Sapling/Pole    | 3          | 37         |             |              |  |    |              |    |     |              |    |              |   |  |  |    |                    |         |             |  |                      |                    |              |             |              |                      |          |             |              |              |             |            |         |            |        |          |         |              |        |          |         |
| Tamarack   | 23   | Sapling         | 3          |            |             |              |  |    |              |    |     |              |    |              |   |  |  |    |                    |         |             |  |                      |                    |              |             |              |                      |          |             |              |              |             |            |         |            |        |          |         |              |        |          |         |
| Northern White Cedar   | 20   | Sapling         | 3          |            |             |              |  |    |              |    |     |              |    |              |   |  |  |    |                    |         |             |  |                      |                    |              |             |              |                      |          |             |              |              |             |            |         |            |        |          |         |              |        |          |         |
| Balsam Poplar  | 15   | Sapling/Pole    | 4          |            |             |              |  |    |              |    |     |              |    |              |   |  |  |    |                    |         |             |  |                      |                    |              |             |              |                      |          |             |              |              |             |            |         |            |        |          |         |              |        |          |         |
| 12   | 6229 - Mixed lowland shrub                 | Nonstocked      | 1.3        | 0          | Unspecified | No           |  |    |              |    |     |              |    |              |   |  |  |    |                    |         |             |  |                      |                    |              |             |              |                      |          |             |              |              |             |            |         |            |        |          |         |              |        |          |         |
| 13   | 6120 - Lowland Cedar                       | Sawtimber Well  | 236.5      | 124        | 111-140     | N/A          | DRIP Land Purchase - 2004. Cedar stand. Cedar with black spruce and tamarack. Good winter cover throughout the stand. Areas of stand have an open canopy.  |    |              |    |     |              |    |              |   |  |  |    |                    |         |             |  |                      |                    |              |             |              |                      |          |             |              |              |             |            |         |            |        |          |         |              |        |          |         |
| <table border="1"> <thead> <tr> <th>Canopy Species</th> <th>% Cover</th> <th>Size Class</th> <th>DBH</th> <th>Age</th> </tr> </thead> <tbody> <tr> <td>Northern White Cedar</td> <td>75</td> <td>Log/Pole</td> <td>10</td> <td>124</td> </tr> <tr> <td>Black Spruce</td> <td>20</td> <td>Pole</td> <td>9</td> <td></td> </tr> </tbody> </table>  |  | Canopy Species  | % Cover    | Size Class | DBH         | Age          | Northern White Cedar   | 75 | Log/Pole     | 10 | 124 | Black Spruce | 20 | Pole         | 9 |  | <table border="1"> <thead> <tr> <th>Sub-Canopy Species</th> <th>Density</th> <th>Avg. Height</th> <th>Size</th> </tr> </thead> <tbody> <tr> <td>Balsam Fir</td> <td>Medium</td> <td>Variable</td> <td>Sapling</td> </tr> <tr> <td>Black Spruce</td> <td>Medium</td> <td>Variable</td> <td>Sapling</td> </tr> <tr> <td>Tag Alder</td> <td>Low</td> <td>5 - 10 feet</td> <td>Tall Shrub</td> </tr> </tbody> </table>             |    | Sub-Canopy Species | Density | Avg. Height | Size   | Balsam Fir           | Medium             | Variable     | Sapling     | Black Spruce | Medium               | Variable | Sapling     | Tag Alder    | Low          | 5 - 10 feet | Tall Shrub |         |            |        |          |         |              |        |          |         |
| Canopy Species   | % Cover                                    | Size Class      | DBH        | Age        |             |              |  |    |              |    |     |              |    |              |   |  |  |    |                    |         |             |  |                      |                    |              |             |              |                      |          |             |              |              |             |            |         |            |        |          |         |              |        |          |         |
| Northern White Cedar   | 75   | Log/Pole        | 10         | 124        |             |              |  |    |              |    |     |              |    |              |   |  |  |    |                    |         |             |  |                      |                    |              |             |              |                      |          |             |              |              |             |            |         |            |        |          |         |              |        |          |         |
| Black Spruce   | 20   | Pole            | 9          |            |             |              |  |    |              |    |     |              |    |              |   |  |  |    |                    |         |             |  |                      |                    |              |             |              |                      |          |             |              |              |             |            |         |            |        |          |         |              |        |          |         |
| Sub-Canopy Species   | Density                                    | Avg. Height     | Size       |            |             |              |  |    |              |    |     |              |    |              |   |  |  |    |                    |         |             |  |                      |                    |              |             |              |                      |          |             |              |              |             |            |         |            |        |          |         |              |        |          |         |
| Balsam Fir   | Medium                                     | Variable        | Sapling    |            |             |              |  |    |              |    |     |              |    |              |   |  |  |    |                    |         |             |  |                      |                    |              |             |              |                      |          |             |              |              |             |            |         |            |        |          |         |              |        |          |         |
| Black Spruce   | Medium                                     | Variable        | Sapling    |            |             |              |  |    |              |    |     |              |    |              |   |  |  |    |                    |         |             |  |                      |                    |              |             |              |                      |          |             |              |              |             |            |         |            |        |          |         |              |        |          |         |
| Tag Alder  | Low  | 5 - 10 feet     | Tall Shrub |            |             |              |  |    |              |    |     |              |    |              |   |  |  |    |                    |         |             |  |                      |                    |              |             |              |                      |          |             |              |              |             |            |         |            |        |          |         |              |        |          |         |



| Stand  | Level 4 Cover Type                         | Size Density    | Acres | Stand Age | BA Range             | Managed Site | General Comments   |                |         |            |     |     |                    |         |              |      |                      |           |               |              |     |            |                      |          |              |              |    |          |    |  |                      |     |             |         |               |    |          |    |  |              |     |          |         |           |    |          |    |  |  |  |  |  |
|--|--|-----------------|-------|-----------|----------------------|--------------|--|----------------|---------|------------|-----|-----|--------------------|---------|--------------|------|----------------------|-----------|---------------|--------------|-----|------------|----------------------|----------|--------------|--------------|----|----------|----|--|----------------------|-----|-------------|---------|---------------|----|----------|----|--|--------------|-----|----------|---------|-----------|----|----------|----|--|--|--|--|--|
| 14   | 6129 - Mixed Coniferous Lowland Forest     | Poletimber Well | 29.0  | 43        | 1-50                 | N/A          | Spruce, tamarack, cedar, balsam, maple, white birch, bam. Wet. 2 ridges running east/west through stand with mature white pine on them.  |                |         |            |     |     |                    |         |              |      |                      |           |               |              |     |            |                      |          |              |              |    |          |    |  |                      |     |             |         |               |    |          |    |  |              |     |          |         |           |    |          |    |  |  |  |  |  |
| <table border="1"> <thead> <tr> <th>Canopy Species</th> <th>% Cover</th> <th>Size Class</th> <th>DBH</th> <th>Age</th> </tr> </thead> <tbody> <tr> <td>Black Spruce</td> <td>37</td> <td>Pole/Sapling</td> <td>5</td> <td>43</td> </tr> <tr> <td>Tamarack</td> <td>30</td> <td>Sapling/Pole</td> <td>4</td> <td></td> </tr> <tr> <td>Northern White Cedar</td> <td>25</td> <td>Sapling/Pole</td> <td>4</td> <td></td> </tr> </tbody> </table>  |  |                 |       |           |                      |              |  | Canopy Species | % Cover | Size Class | DBH | Age | Black Spruce       | 37      | Pole/Sapling | 5    | 43                   | Tamarack  | 30            | Sapling/Pole | 4   |            | Northern White Cedar | 25       | Sapling/Pole | 4            |    |          |    |  |                      |     |             |         |               |    |          |    |  |              |     |          |         |           |    |          |    |  |  |  |  |  |
| Canopy Species   | % Cover                                    | Size Class      | DBH   | Age       |                      |              |  |                |         |            |     |     |                    |         |              |      |                      |           |               |              |     |            |                      |          |              |              |    |          |    |  |                      |     |             |         |               |    |          |    |  |              |     |          |         |           |    |          |    |  |  |  |  |  |
| Black Spruce   | 37   | Pole/Sapling    | 5     | 43        |                      |              |  |                |         |            |     |     |                    |         |              |      |                      |           |               |              |     |            |                      |          |              |              |    |          |    |  |                      |     |             |         |               |    |          |    |  |              |     |          |         |           |    |          |    |  |  |  |  |  |
| Tamarack   | 30   | Sapling/Pole    | 4     |           |                      |              |  |                |         |            |     |     |                    |         |              |      |                      |           |               |              |     |            |                      |          |              |              |    |          |    |  |                      |     |             |         |               |    |          |    |  |              |     |          |         |           |    |          |    |  |  |  |  |  |
| Northern White Cedar   | 25   | Sapling/Pole    | 4     |           |                      |              |  |                |         |            |     |     |                    |         |              |      |                      |           |               |              |     |            |                      |          |              |              |    |          |    |  |                      |     |             |         |               |    |          |    |  |              |     |          |         |           |    |          |    |  |  |  |  |  |
| 15   | 4191 - Mixed Upland Deciduous with Conifer | Sawtimber Well  | 7.3   | 78        | 111-140              | N/A          | DRIP Land Purchase - 2004. Mainly larger diameter white birch with red maple, spruce, large white pine, cedar and some aspen. Browsing on hardwood regen. Slight ridges. Birch and aspen is mature. Stand is roughly 5 chains south of Banau Rd. Edges of stand delineated on ground by higher BA of large diameter cedar in adjacent stand.<br><br>Old notes: Possible harvest next entry year. Good food/browse stand within the DWC.  |                |         |            |     |     |                    |         |              |      |                      |           |               |              |     |            |                      |          |              |              |    |          |    |  |                      |     |             |         |               |    |          |    |  |              |     |          |         |           |    |          |    |  |  |  |  |  |
| <table border="1"> <thead> <tr> <th>Canopy Species</th> <th>% Cover</th> <th>Size Class</th> <th>DBH</th> <th>Age</th> <th>Sub-Canopy Species</th> <th>Density</th> <th>Avg. Height</th> <th>Size</th> </tr> </thead> <tbody> <tr> <td>Paper Birch</td> <td>46</td> <td>Log/Pole</td> <td>10</td> <td>78</td> <td>Balsam Fir</td> <td>Medium</td> <td>Variable</td> <td>Sapling</td> </tr> <tr> <td>White Spruce</td> <td>10</td> <td>Log/Pole</td> <td>12</td> <td></td> <td></td> <td></td> <td></td> <td></td> </tr> <tr> <td>Quaking Aspen</td> <td>7</td> <td>Log/Pole</td> <td>10</td> <td></td> <td></td> <td></td> <td></td> <td></td> </tr> <tr> <td>Red Maple</td> <td>15</td> <td>Log/Pole</td> <td>10</td> <td></td> <td></td> <td></td> <td></td> <td></td> </tr> </tbody> </table> |  |                 |       |           |                      |              |  | Canopy Species | % Cover | Size Class | DBH | Age | Sub-Canopy Species | Density | Avg. Height  | Size | Paper Birch          | 46        | Log/Pole      | 10           | 78  | Balsam Fir | Medium               | Variable | Sapling      | White Spruce | 10 | Log/Pole | 12 |  |                      |     |             |         | Quaking Aspen | 7  | Log/Pole | 10 |  |              |     |          |         | Red Maple | 15 | Log/Pole | 10 |  |  |  |  |  |
| Canopy Species   | % Cover                                    | Size Class      | DBH   | Age       | Sub-Canopy Species   | Density      | Avg. Height  | Size           |         |            |     |     |                    |         |              |      |                      |           |               |              |     |            |                      |          |              |              |    |          |    |  |                      |     |             |         |               |    |          |    |  |              |     |          |         |           |    |          |    |  |  |  |  |  |
| Paper Birch  | 46   | Log/Pole        | 10    | 78        | Balsam Fir           | Medium       | Variable   | Sapling        |         |            |     |     |                    |         |              |      |                      |           |               |              |     |            |                      |          |              |              |    |          |    |  |                      |     |             |         |               |    |          |    |  |              |     |          |         |           |    |          |    |  |  |  |  |  |
| White Spruce   | 10   | Log/Pole        | 12    |           |                      |              |  |                |         |            |     |     |                    |         |              |      |                      |           |               |              |     |            |                      |          |              |              |    |          |    |  |                      |     |             |         |               |    |          |    |  |              |     |          |         |           |    |          |    |  |  |  |  |  |
| Quaking Aspen  | 7  | Log/Pole        | 10    |           |                      |              |  |                |         |            |     |     |                    |         |              |      |                      |           |               |              |     |            |                      |          |              |              |    |          |    |  |                      |     |             |         |               |    |          |    |  |              |     |          |         |           |    |          |    |  |  |  |  |  |
| Red Maple  | 15   | Log/Pole        | 10    |           |                      |              |  |                |         |            |     |     |                    |         |              |      |                      |           |               |              |     |            |                      |          |              |              |    |          |    |  |                      |     |             |         |               |    |          |    |  |              |     |          |         |           |    |          |    |  |  |  |  |  |
| 16   | 6120 - Lowland Cedar                       | Sawtimber Well  | 32.4  | 124       | 111-140              | N/A          | Part of the stand is part of the DRIP Land Purchase - 2004. Lower areas are cedar. Some slight ridges with a mix of white pine, cedar, small red maple and white birch.  |                |         |            |     |     |                    |         |              |      |                      |           |               |              |     |            |                      |          |              |              |    |          |    |  |                      |     |             |         |               |    |          |    |  |              |     |          |         |           |    |          |    |  |  |  |  |  |
| <table border="1"> <thead> <tr> <th>Canopy Species</th> <th>% Cover</th> <th>Size Class</th> <th>DBH</th> <th>Age</th> <th>Sub-Canopy Species</th> <th>Density</th> <th>Avg. Height</th> <th>Size</th> </tr> </thead> <tbody> <tr> <td>Northern White Cedar</td> <td>65</td> <td>Log/Pole</td> <td>10</td> <td>124</td> <td>Balsam Fir</td> <td>Medium</td> <td>Variable</td> <td>Sapling</td> </tr> <tr> <td>Black Spruce</td> <td>15</td> <td>Pole</td> <td>9</td> <td></td> <td>Northern White Cedar</td> <td>Low</td> <td>5 - 10 feet</td> <td>Sapling</td> </tr> <tr> <td>Balsam Poplar</td> <td>10</td> <td>Pole</td> <td>9</td> <td></td> <td>Black Spruce</td> <td>Low</td> <td>Variable</td> <td>Sapling</td> </tr> </tbody> </table>   |  |                 |       |           |                      |              |  | Canopy Species | % Cover | Size Class | DBH | Age | Sub-Canopy Species | Density | Avg. Height  | Size | Northern White Cedar | 65        | Log/Pole      | 10           | 124 | Balsam Fir | Medium               | Variable | Sapling      | Black Spruce | 15 | Pole     | 9  |  | Northern White Cedar | Low | 5 - 10 feet | Sapling | Balsam Poplar | 10 | Pole     | 9  |  | Black Spruce | Low | Variable | Sapling |           |    |          |    |  |  |  |  |  |
| Canopy Species   | % Cover                                    | Size Class      | DBH   | Age       | Sub-Canopy Species   | Density      | Avg. Height  | Size           |         |            |     |     |                    |         |              |      |                      |           |               |              |     |            |                      |          |              |              |    |          |    |  |                      |     |             |         |               |    |          |    |  |              |     |          |         |           |    |          |    |  |  |  |  |  |
| Northern White Cedar   | 65   | Log/Pole        | 10    | 124       | Balsam Fir           | Medium       | Variable   | Sapling        |         |            |     |     |                    |         |              |      |                      |           |               |              |     |            |                      |          |              |              |    |          |    |  |                      |     |             |         |               |    |          |    |  |              |     |          |         |           |    |          |    |  |  |  |  |  |
| Black Spruce   | 15   | Pole            | 9     |           | Northern White Cedar | Low          | 5 - 10 feet  | Sapling        |         |            |     |     |                    |         |              |      |                      |           |               |              |     |            |                      |          |              |              |    |          |    |  |                      |     |             |         |               |    |          |    |  |              |     |          |         |           |    |          |    |  |  |  |  |  |
| Balsam Poplar  | 10   | Pole            | 9     |           | Black Spruce         | Low          | Variable   | Sapling        |         |            |     |     |                    |         |              |      |                      |           |               |              |     |            |                      |          |              |              |    |          |    |  |                      |     |             |         |               |    |          |    |  |              |     |          |         |           |    |          |    |  |  |  |  |  |
| 17   | 4139 - Aspen, Mixed Deciduous              | Sapling Well    | 28.4  | 37        | Unspecified          | N/A          | This is the portion of the stand that is lower ground and mainly still sapling size.<br><br>Majority of the stand has transitioned to a pole stand, 6 inch aspen, maple and birch. Scattered large diameter hemlock and a few white pine. Portion of Basnau Rd and northern areas of the stand as still a sapling stand of a mix of aspen, white birch, willow, tamarack and white pine, with some tag alder. More maple, birch in the southern end of the stand. A6 on better ground. Old borrow pit in the stand - created a low area. |                |         |            |     |     |                    |         |              |      |                      |           |               |              |     |            |                      |          |              |              |    |          |    |  |                      |     |             |         |               |    |          |    |  |              |     |          |         |           |    |          |    |  |  |  |  |  |
| <table border="1"> <thead> <tr> <th>Canopy Species</th> <th>% Cover</th> <th>Size Class</th> <th>DBH</th> <th>Age</th> </tr> </thead> <tbody> <tr> <td>Quaking Aspen</td> <td>55</td> <td>Pole/Sapling</td> <td>6</td> <td>37</td> </tr> <tr> <td>Red Maple</td> <td>23</td> <td>Pole/Sapling</td> <td>5</td> <td></td> </tr> <tr> <td>Paper Birch</td> <td>10</td> <td>Pole/Sapling</td> <td>5</td> <td></td> </tr> </tbody> </table>   |  |                 |       |           |                      |              |  | Canopy Species | % Cover | Size Class | DBH | Age | Quaking Aspen      | 55      | Pole/Sapling | 6    | 37                   | Red Maple | 23            | Pole/Sapling | 5   |            | Paper Birch          | 10       | Pole/Sapling | 5            |    |          |    |  |                      |     |             |         |               |    |          |    |  |              |     |          |         |           |    |          |    |  |  |  |  |  |
| Canopy Species   | % Cover                                    | Size Class      | DBH   | Age       |                      |              |  |                |         |            |     |     |                    |         |              |      |                      |           |               |              |     |            |                      |          |              |              |    |          |    |  |                      |     |             |         |               |    |          |    |  |              |     |          |         |           |    |          |    |  |  |  |  |  |
| Quaking Aspen  | 55   | Pole/Sapling    | 6     | 37        |                      |              |  |                |         |            |     |     |                    |         |              |      |                      |           |               |              |     |            |                      |          |              |              |    |          |    |  |                      |     |             |         |               |    |          |    |  |              |     |          |         |           |    |          |    |  |  |  |  |  |
| Red Maple  | 23   | Pole/Sapling    | 5     |           |                      |              |  |                |         |            |     |     |                    |         |              |      |                      |           |               |              |     |            |                      |          |              |              |    |          |    |  |                      |     |             |         |               |    |          |    |  |              |     |          |         |           |    |          |    |  |  |  |  |  |
| Paper Birch  | 10   | Pole/Sapling    | 5     |           |                      |              |  |                |         |            |     |     |                    |         |              |      |                      |           |               |              |     |            |                      |          |              |              |    |          |    |  |                      |     |             |         |               |    |          |    |  |              |     |          |         |           |    |          |    |  |  |  |  |  |
| 18   | 42200 - Natural White Pine                 | Sawtimber Well  | 1.7   | 109       | 81-110               | N/A          | Nice ridges of mature white pine with component of red pine and red maple. Multiple ages of white pine. Browsing on hardwood saplings and stump sprouts.   |                |         |            |     |     |                    |         |              |      |                      |           |               |              |     |            |                      |          |              |              |    |          |    |  |                      |     |             |         |               |    |          |    |  |              |     |          |         |           |    |          |    |  |  |  |  |  |
| <table border="1"> <thead> <tr> <th>Canopy Species</th> <th>% Cover</th> <th>Size Class</th> <th>DBH</th> <th>Age</th> <th>Sub-Canopy Species</th> <th>Density</th> <th>Avg. Height</th> <th>Size</th> </tr> </thead> <tbody> <tr> <td>White Pine</td> <td>93</td> <td>Log/XLog/Pole</td> <td>16</td> <td>109</td> <td>Red Maple</td> <td>Low</td> <td>Variable</td> <td>Sapling</td> </tr> <tr> <td></td> <td></td> <td></td> <td></td> <td></td> <td>Balsam Fir</td> <td>Low</td> <td>Variable</td> <td>Sapling</td> </tr> </tbody> </table>   |  |                 |       |           |                      |              |  | Canopy Species | % Cover | Size Class | DBH | Age | Sub-Canopy Species | Density | Avg. Height  | Size | White Pine           | 93        | Log/XLog/Pole | 16           | 109 | Red Maple  | Low                  | Variable | Sapling      |              |    |          |    |  | Balsam Fir           | Low | Variable    | Sapling |               |    |          |    |  |              |     |          |         |           |    |          |    |  |  |  |  |  |
| Canopy Species   | % Cover                                    | Size Class      | DBH   | Age       | Sub-Canopy Species   | Density      | Avg. Height  | Size           |         |            |     |     |                    |         |              |      |                      |           |               |              |     |            |                      |          |              |              |    |          |    |  |                      |     |             |         |               |    |          |    |  |              |     |          |         |           |    |          |    |  |  |  |  |  |
| White Pine   | 93   | Log/XLog/Pole   | 16    | 109       | Red Maple            | Low          | Variable   | Sapling        |         |            |     |     |                    |         |              |      |                      |           |               |              |     |            |                      |          |              |              |    |          |    |  |                      |     |             |         |               |    |          |    |  |              |     |          |         |           |    |          |    |  |  |  |  |  |
|  |  |                 |       |           | Balsam Fir           | Low          | Variable   | Sapling        |         |            |     |     |                    |         |              |      |                      |           |               |              |     |            |                      |          |              |              |    |          |    |  |                      |     |             |         |               |    |          |    |  |              |     |          |         |           |    |          |    |  |  |  |  |  |
| 19   | 42200 - Natural White Pine                 | Sawtimber Well  | 2.5   | 109       | 111-140              | N/A          | Nice ridge of mature white pine with component of red pine, hemlock and some maple. Young aspen and maple due to surrounding aspen stand having been harvested. Multiple ages of white pine. Browsing on hardwood saplings and stump sprouts.  |                |         |            |     |     |                    |         |              |      |                      |           |               |              |     |            |                      |          |              |              |    |          |    |  |                      |     |             |         |               |    |          |    |  |              |     |          |         |           |    |          |    |  |  |  |  |  |
| <table border="1"> <thead> <tr> <th>Canopy Species</th> <th>% Cover</th> <th>Size Class</th> <th>DBH</th> <th>Age</th> <th>Sub-Canopy Species</th> <th>Density</th> <th>Avg. Height</th> <th>Size</th> </tr> </thead> <tbody> <tr> <td>White Pine</td> <td>80</td> <td>Log/XLog/Pole</td> <td>16</td> <td>109</td> <td>Red Maple</td> <td>Low</td> <td>Variable</td> <td>Sapling</td> </tr> <tr> <td>Hemlock</td> <td>12</td> <td>Log/Pole</td> <td>14</td> <td></td> <td>Balsam Fir</td> <td>Low</td> <td>Variable</td> <td>Sapling</td> </tr> </tbody> </table>  |  |                 |       |           |                      |              |  | Canopy Species | % Cover | Size Class | DBH | Age | Sub-Canopy Species | Density | Avg. Height  | Size | White Pine           | 80        | Log/XLog/Pole | 16           | 109 | Red Maple  | Low                  | Variable | Sapling      | Hemlock      | 12 | Log/Pole | 14 |  | Balsam Fir           | Low | Variable    | Sapling |               |    |          |    |  |              |     |          |         |           |    |          |    |  |  |  |  |  |
| Canopy Species   | % Cover                                    | Size Class      | DBH   | Age       | Sub-Canopy Species   | Density      | Avg. Height  | Size           |         |            |     |     |                    |         |              |      |                      |           |               |              |     |            |                      |          |              |              |    |          |    |  |                      |     |             |         |               |    |          |    |  |              |     |          |         |           |    |          |    |  |  |  |  |  |
| White Pine   | 80   | Log/XLog/Pole   | 16    | 109       | Red Maple            | Low          | Variable   | Sapling        |         |            |     |     |                    |         |              |      |                      |           |               |              |     |            |                      |          |              |              |    |          |    |  |                      |     |             |         |               |    |          |    |  |              |     |          |         |           |    |          |    |  |  |  |  |  |
| Hemlock  | 12   | Log/Pole        | 14    |           | Balsam Fir           | Low          | Variable   | Sapling        |         |            |     |     |                    |         |              |      |                      |           |               |              |     |            |                      |          |              |              |    |          |    |  |                      |     |             |         |               |    |          |    |  |              |     |          |         |           |    |          |    |  |  |  |  |  |



| Stand   | Level 4 Cover Type                         | Size Density      | Acres   | Stand Age  | BA Range    | Managed Site | General Comments   |               |    |               |    |     |                      |    |              |    |     |   |    |          |    |                    |  |             |         |              |                    |               |             |         |              |        |          |         |            |     |              |         |             |     |              |         |
|---|--|-------------------|---------|------------|-------------|--------------|--|---------------|----|---------------|----|-----|----------------------|----|--------------|----|-----|---|----|----------|----|--------------------|--|-------------|---------|--------------|--------------------|---------------|-------------|---------|--------------|--------|----------|---------|------------|-----|--------------|---------|-------------|-----|--------------|---------|
| <b>20</b>   | 429 - Mixed Upland Conifers                | Sawtimber Well    | 8.2     | 109        | 81-110      | N/A          | Nice mature white pine with component of red pine and maple and aspen. Component of hemlock. Multiple ages of white pine. Browsing on hardwood saplings and stump sprouts. Maple and aspen is low quality, some younger aspen. NE corner of the stand is cedar east of the "L" type.   |               |    |               |    |     |                      |    |              |    |     |   |    |          |    |                    |  |             |         |              |                    |               |             |         |              |        |          |         |            |     |              |         |             |     |              |         |
| <table border="1"> <thead> <tr> <th>Canopy Species</th> <th>% Cover</th> <th>Size Class</th> <th>DBH</th> <th>Age</th> </tr> </thead> <tbody> <tr> <td>White Pine</td> <td>50</td> <td>Log/Pole/XLog</td> <td>14</td> <td>109</td> </tr> <tr> <td>Red Maple</td> <td>20</td> <td>Pole/Log</td> <td>9</td> <td>75</td> </tr> <tr> <td>Quaking Aspen</td> <td>20</td> <td>Log/Pole</td> <td>10</td> <td></td> </tr> </tbody> </table>   |  | Canopy Species    | % Cover | Size Class | DBH         | Age          |  | White Pine    | 50 | Log/Pole/XLog | 14 | 109 | Red Maple            | 20 | Pole/Log     | 9  | 75  | Quaking Aspen   | 20 | Log/Pole | 10 |                    | <table border="1"> <thead> <tr> <th>Sub-Canopy Species</th> <th>Density</th> <th>Avg. Height</th> <th>Size</th> </tr> </thead> <tbody> <tr> <td>Balsam Fir</td> <td>Medium</td> <td>Variable</td> <td>Sapling</td> </tr> <tr> <td>White Pine</td> <td>Low</td> <td>Variable</td> <td>Sapling</td> </tr> <tr> <td>Red Maple</td> <td>Low</td> <td>Variable</td> <td>Sapling</td> </tr> </tbody> </table>        |             |         |              | Sub-Canopy Species | Density       | Avg. Height | Size    | Balsam Fir   | Medium | Variable | Sapling | White Pine | Low | Variable     | Sapling | Red Maple   | Low | Variable     | Sapling |
| Canopy Species  | % Cover                                    | Size Class        | DBH     | Age        |             |              |  |               |    |               |    |     |                      |    |              |    |     |   |    |          |    |                    |  |             |         |              |                    |               |             |         |              |        |          |         |            |     |              |         |             |     |              |         |
| White Pine  | 50   | Log/Pole/XLog     | 14      | 109        |             |              |  |               |    |               |    |     |                      |    |              |    |     |   |    |          |    |                    |  |             |         |              |                    |               |             |         |              |        |          |         |            |     |              |         |             |     |              |         |
| Red Maple   | 20   | Pole/Log          | 9       | 75         |             |              |  |               |    |               |    |     |                      |    |              |    |     |   |    |          |    |                    |  |             |         |              |                    |               |             |         |              |        |          |         |            |     |              |         |             |     |              |         |
| Quaking Aspen   | 20   | Log/Pole          | 10      |            |             |              |  |               |    |               |    |     |                      |    |              |    |     |   |    |          |    |                    |  |             |         |              |                    |               |             |         |              |        |          |         |            |     |              |         |             |     |              |         |
| Sub-Canopy Species  | Density                                    | Avg. Height       | Size    |            |             |              |  |               |    |               |    |     |                      |    |              |    |     |   |    |          |    |                    |  |             |         |              |                    |               |             |         |              |        |          |         |            |     |              |         |             |     |              |         |
| Balsam Fir  | Medium                                     | Variable          | Sapling |            |             |              |  |               |    |               |    |     |                      |    |              |    |     |   |    |          |    |                    |  |             |         |              |                    |               |             |         |              |        |          |         |            |     |              |         |             |     |              |         |
| White Pine  | Low  | Variable          | Sapling |            |             |              |  |               |    |               |    |     |                      |    |              |    |     |   |    |          |    |                    |  |             |         |              |                    |               |             |         |              |        |          |         |            |     |              |         |             |     |              |         |
| Red Maple   | Low  | Variable          | Sapling |            |             |              |  |               |    |               |    |     |                      |    |              |    |     |   |    |          |    |                    |  |             |         |              |                    |               |             |         |              |        |          |         |            |     |              |         |             |     |              |         |
| <b>21</b>   | 6229 - Mixed lowland shrub                 | Nonstocked        | 1.2     |            | Unspecified | No           |  |               |    |               |    |     |                      |    |              |    |     |   |    |          |    |                    |  |             |         |              |                    |               |             |         |              |        |          |         |            |     |              |         |             |     |              |         |
| <b>22</b>   | 4191 - Mixed Upland Deciduous with Conifer | Sawtimber Well    | 16.6    | 85         | 111-140     | N/A          | Very diverse stand. Lower quality. Mostly a hardwood stand with hemlock, white pine, aspen and some cedar. Pockets of aspen, individual cedar, pockets of hemlock. Aspen and white birch is patchy. Lots of young white birch along the old road. White pine ridge on the west end of the stand. Pockets of M3/M4. Deer browsing.  |               |    |               |    |     |                      |    |              |    |     |   |    |          |    |                    |  |             |         |              |                    |               |             |         |              |        |          |         |            |     |              |         |             |     |              |         |
| <table border="1"> <thead> <tr> <th>Canopy Species</th> <th>% Cover</th> <th>Size Class</th> <th>DBH</th> <th>Age</th> </tr> </thead> <tbody> <tr> <td>Red Maple</td> <td>35</td> <td>Log/Pole</td> <td>10</td> <td>85</td> </tr> <tr> <td>Hemlock</td> <td>20</td> <td>Log/Pole</td> <td>12</td> <td></td> </tr> <tr> <td>Quaking Aspen</td> <td>20</td> <td>Log/Pole</td> <td>12</td> <td></td> </tr> </tbody> </table>   |  | Canopy Species    | % Cover | Size Class | DBH         | Age          |  | Red Maple     | 35 | Log/Pole      | 10 | 85  | Hemlock              | 20 | Log/Pole     | 12 |     | Quaking Aspen   | 20 | Log/Pole | 12 |                    | <table border="1"> <thead> <tr> <th>Sub-Canopy Species</th> <th>Density</th> <th>Avg. Height</th> <th>Size</th> </tr> </thead> <tbody> <tr> <td>Balsam Fir</td> <td>High</td> <td>Variable</td> <td>Sapling</td> </tr> <tr> <td>Red Maple</td> <td>Low</td> <td>10 - 20 feet</td> <td>Sapling</td> </tr> <tr> <td>Paper Birch</td> <td>Low</td> <td>10 - 20 feet</td> <td>Sapling</td> </tr> </tbody> </table> |             |         |              | Sub-Canopy Species | Density       | Avg. Height | Size    | Balsam Fir   | High   | Variable | Sapling | Red Maple  | Low | 10 - 20 feet | Sapling | Paper Birch | Low | 10 - 20 feet | Sapling |
| Canopy Species  | % Cover                                    | Size Class        | DBH     | Age        |             |              |  |               |    |               |    |     |                      |    |              |    |     |   |    |          |    |                    |  |             |         |              |                    |               |             |         |              |        |          |         |            |     |              |         |             |     |              |         |
| Red Maple   | 35   | Log/Pole          | 10      | 85         |             |              |  |               |    |               |    |     |                      |    |              |    |     |   |    |          |    |                    |  |             |         |              |                    |               |             |         |              |        |          |         |            |     |              |         |             |     |              |         |
| Hemlock   | 20   | Log/Pole          | 12      |            |             |              |  |               |    |               |    |     |                      |    |              |    |     |   |    |          |    |                    |  |             |         |              |                    |               |             |         |              |        |          |         |            |     |              |         |             |     |              |         |
| Quaking Aspen   | 20   | Log/Pole          | 12      |            |             |              |  |               |    |               |    |     |                      |    |              |    |     |   |    |          |    |                    |  |             |         |              |                    |               |             |         |              |        |          |         |            |     |              |         |             |     |              |         |
| Sub-Canopy Species  | Density                                    | Avg. Height       | Size    |            |             |              |  |               |    |               |    |     |                      |    |              |    |     |   |    |          |    |                    |  |             |         |              |                    |               |             |         |              |        |          |         |            |     |              |         |             |     |              |         |
| Balsam Fir  | High                                       | Variable          | Sapling |            |             |              |  |               |    |               |    |     |                      |    |              |    |     |   |    |          |    |                    |  |             |         |              |                    |               |             |         |              |        |          |         |            |     |              |         |             |     |              |         |
| Red Maple   | Low  | 10 - 20 feet      | Sapling |            |             |              |  |               |    |               |    |     |                      |    |              |    |     |   |    |          |    |                    |  |             |         |              |                    |               |             |         |              |        |          |         |            |     |              |         |             |     |              |         |
| Paper Birch   | Low  | 10 - 20 feet      | Sapling |            |             |              |  |               |    |               |    |     |                      |    |              |    |     |   |    |          |    |                    |  |             |         |              |                    |               |             |         |              |        |          |         |            |     |              |         |             |     |              |         |
| <b>23</b>   | 6129 - Mixed Coniferous Lowland Forest     | Poletimber Well   | 63.3    | 138        | 111-140     | N/A          | Mixed stand of spruce, tamarack, cedar and balsam. Pockets of dense cedar and pockets of dense spruce with tamarack. Component of aspen in areas. South/southeast - more tamarack and spruce. Northeast portion is mostly cedar. Areas of the stand could be looked at more closely for cutting spruce and tamarack in the future. |               |    |               |    |     |                      |    |              |    |     |   |    |          |    |                    |  |             |         |              |                    |               |             |         |              |        |          |         |            |     |              |         |             |     |              |         |
| <table border="1"> <thead> <tr> <th>Canopy Species</th> <th>% Cover</th> <th>Size Class</th> <th>DBH</th> <th>Age</th> </tr> </thead> <tbody> <tr> <td>Black Spruce</td> <td>35</td> <td>Pole</td> <td>9</td> <td></td> </tr> <tr> <td>Northern White Cedar</td> <td>35</td> <td>Log/Pole</td> <td>10</td> <td>138</td> </tr> <tr> <td>Tamarack</td> <td>20</td> <td>Pole</td> <td>8</td> <td></td> </tr> </tbody> </table>   |  | Canopy Species    | % Cover | Size Class | DBH         | Age          |  | Black Spruce  | 35 | Pole          | 9  |     | Northern White Cedar | 35 | Log/Pole     | 10 | 138 | Tamarack  | 20 | Pole     | 8  |                    | <table border="1"> <thead> <tr> <th>Sub-Canopy Species</th> <th>Density</th> <th>Avg. Height</th> <th>Size</th> </tr> </thead> <tbody> <tr> <td>Black Spruce</td> <td>Low</td> <td>Variable</td> <td>Sapling</td> </tr> <tr> <td>Balsam Fir</td> <td>Low</td> <td>Variable</td> <td>Sapling</td> </tr> </tbody> </table>   |             |         |              | Sub-Canopy Species | Density       | Avg. Height | Size    | Black Spruce | Low    | Variable | Sapling | Balsam Fir | Low | Variable     | Sapling |             |     |              |         |
| Canopy Species  | % Cover                                    | Size Class        | DBH     | Age        |             |              |  |               |    |               |    |     |                      |    |              |    |     |   |    |          |    |                    |  |             |         |              |                    |               |             |         |              |        |          |         |            |     |              |         |             |     |              |         |
| Black Spruce  | 35   | Pole              | 9       |            |             |              |  |               |    |               |    |     |                      |    |              |    |     |   |    |          |    |                    |  |             |         |              |                    |               |             |         |              |        |          |         |            |     |              |         |             |     |              |         |
| Northern White Cedar  | 35   | Log/Pole          | 10      | 138        |             |              |  |               |    |               |    |     |                      |    |              |    |     |   |    |          |    |                    |  |             |         |              |                    |               |             |         |              |        |          |         |            |     |              |         |             |     |              |         |
| Tamarack  | 20   | Pole              | 8       |            |             |              |  |               |    |               |    |     |                      |    |              |    |     |   |    |          |    |                    |  |             |         |              |                    |               |             |         |              |        |          |         |            |     |              |         |             |     |              |         |
| Sub-Canopy Species  | Density                                    | Avg. Height       | Size    |            |             |              |  |               |    |               |    |     |                      |    |              |    |     |   |    |          |    |                    |  |             |         |              |                    |               |             |         |              |        |          |         |            |     |              |         |             |     |              |         |
| Black Spruce  | Low  | Variable          | Sapling |            |             |              |  |               |    |               |    |     |                      |    |              |    |     |   |    |          |    |                    |  |             |         |              |                    |               |             |         |              |        |          |         |            |     |              |         |             |     |              |         |
| Balsam Fir  | Low  | Variable          | Sapling |            |             |              |  |               |    |               |    |     |                      |    |              |    |     |   |    |          |    |                    |  |             |         |              |                    |               |             |         |              |        |          |         |            |     |              |         |             |     |              |         |
| <b>24</b>   | 6112 - Lowland Aspen                       | Sapling Well      | 19.3    | 14         | Immature    | N/A          | Stand harvested as "Basnau Tamarack" (020-01-01). Cut in 2004 - 2005 winter. Primarily tamarack prior to the harvest. Stand is regenerating to a mix of species, variable throughout the stand. Balsam poplar, tamarack, red maple, spruce, white pine, aspen. even a scattered cedar. average 5-10 ft tall through all species.   |               |    |               |    |     |                      |    |              |    |     |   |    |          |    |                    |  |             |         |              |                    |               |             |         |              |        |          |         |            |     |              |         |             |     |              |         |
| <table border="1"> <thead> <tr> <th>Canopy Species</th> <th>% Cover</th> <th>Size Class</th> <th>DBH</th> <th>Age</th> </tr> </thead> <tbody> <tr> <td>Balsam Poplar</td> <td>35</td> <td>Sapling</td> <td>2</td> <td>14</td> </tr> <tr> <td>Red Maple</td> <td>15</td> <td>Sapling</td> <td>2</td> <td></td> </tr> <tr> <td>Tamarack</td> <td>20</td> <td>Sapling</td> <td>2</td> <td></td> </tr> <tr> <td>Black Spruce</td> <td>10</td> <td>Sapling</td> <td>1</td> <td></td> </tr> <tr> <td>Quaking Aspen</td> <td>15</td> <td>Sapling</td> <td>2</td> <td></td> </tr> </tbody> </table> |  | Canopy Species    | % Cover | Size Class | DBH         | Age          |  | Balsam Poplar | 35 | Sapling       | 2  | 14  | Red Maple            | 15 | Sapling      | 2  |     | Tamarack  | 20 | Sapling  | 2  |                    | Black Spruce   | 10          | Sapling | 1            |                    | Quaking Aspen | 15          | Sapling | 2            |        |          |         |            |     |              |         |             |     |              |         |
| Canopy Species  | % Cover                                    | Size Class        | DBH     | Age        |             |              |  |               |    |               |    |     |                      |    |              |    |     |   |    |          |    |                    |  |             |         |              |                    |               |             |         |              |        |          |         |            |     |              |         |             |     |              |         |
| Balsam Poplar   | 35   | Sapling           | 2       | 14         |             |              |  |               |    |               |    |     |                      |    |              |    |     |   |    |          |    |                    |  |             |         |              |                    |               |             |         |              |        |          |         |            |     |              |         |             |     |              |         |
| Red Maple   | 15   | Sapling           | 2       |            |             |              |  |               |    |               |    |     |                      |    |              |    |     |   |    |          |    |                    |  |             |         |              |                    |               |             |         |              |        |          |         |            |     |              |         |             |     |              |         |
| Tamarack  | 20   | Sapling           | 2       |            |             |              |  |               |    |               |    |     |                      |    |              |    |     |   |    |          |    |                    |  |             |         |              |                    |               |             |         |              |        |          |         |            |     |              |         |             |     |              |         |
| Black Spruce  | 10   | Sapling           | 1       |            |             |              |  |               |    |               |    |     |                      |    |              |    |     |   |    |          |    |                    |  |             |         |              |                    |               |             |         |              |        |          |         |            |     |              |         |             |     |              |         |
| Quaking Aspen   | 15   | Sapling           | 2       |            |             |              |  |               |    |               |    |     |                      |    |              |    |     |   |    |          |    |                    |  |             |         |              |                    |               |             |         |              |        |          |         |            |     |              |         |             |     |              |         |
| <b>25</b>   | 6122 - Black Spruce                        | Poletimber Medium | 34.6    | 119        | 1-50        | N/A          | DRIP Land Purchase - 2004. Small black spruce around a treed bog. Small diameters low quality. Wet.  |               |    |               |    |     |                      |    |              |    |     |   |    |          |    |                    |  |             |         |              |                    |               |             |         |              |        |          |         |            |     |              |         |             |     |              |         |
| <table border="1"> <thead> <tr> <th>Canopy Species</th> <th>% Cover</th> <th>Size Class</th> <th>DBH</th> <th>Age</th> </tr> </thead> <tbody> <tr> <td>Black Spruce</td> <td>85</td> <td>Pole/Sapling</td> <td>6</td> <td>119</td> </tr> <tr> <td>Northern White Cedar</td> <td>15</td> <td>Pole/Sapling</td> <td>6</td> <td></td> </tr> </tbody> </table>  |  | Canopy Species    | % Cover | Size Class | DBH         | Age          |  | Black Spruce  | 85 | Pole/Sapling  | 6  | 119 | Northern White Cedar | 15 | Pole/Sapling | 6  |     | <table border="1"> <thead> <tr> <th>Sub-Canopy Species</th> <th>Density</th> <th>Avg. Height</th> <th>Size</th> </tr> </thead> <tbody> <tr> <td>Black Spruce</td> <td>Medium</td> <td>5 - 10 feet</td> <td>Sapling</td> </tr> </tbody> </table> |    |          |    | Sub-Canopy Species | Density  | Avg. Height | Size    | Black Spruce | Medium             | 5 - 10 feet   | Sapling     |         |              |        |          |         |            |     |              |         |             |     |              |         |
| Canopy Species  | % Cover                                    | Size Class        | DBH     | Age        |             |              |  |               |    |               |    |     |                      |    |              |    |     |   |    |          |    |                    |  |             |         |              |                    |               |             |         |              |        |          |         |            |     |              |         |             |     |              |         |
| Black Spruce  | 85   | Pole/Sapling      | 6       | 119        |             |              |  |               |    |               |    |     |                      |    |              |    |     |   |    |          |    |                    |  |             |         |              |                    |               |             |         |              |        |          |         |            |     |              |         |             |     |              |         |
| Northern White Cedar  | 15   | Pole/Sapling      | 6       |            |             |              |  |               |    |               |    |     |                      |    |              |    |     |   |    |          |    |                    |  |             |         |              |                    |               |             |         |              |        |          |         |            |     |              |         |             |     |              |         |
| Sub-Canopy Species  | Density                                    | Avg. Height       | Size    |            |             |              |  |               |    |               |    |     |                      |    |              |    |     |   |    |          |    |                    |  |             |         |              |                    |               |             |         |              |        |          |         |            |     |              |         |             |     |              |         |
| Black Spruce  | Medium                                     | 5 - 10 feet       | Sapling |            |             |              |  |               |    |               |    |     |                      |    |              |    |     |   |    |          |    |                    |  |             |         |              |                    |               |             |         |              |        |          |         |            |     |              |         |             |     |              |         |
| <b>26</b>   | 6122 - Black Spruce                        | Sapling Medium    | 18.7    | 30         | Immature    | N/A          | OPIC - FMD: DRIP Land Purchase - 2004.   |               |    |               |    |     |                      |    |              |    |     |   |    |          |    |                    |  |             |         |              |                    |               |             |         |              |        |          |         |            |     |              |         |             |     |              |         |



| Stand   | Level 4 Cover Type                      | Size Density    | Acres      | Stand Age  | BA Range | Managed Site | General Comments  |    |              |    |     |              |    |          |    |  |  |    |                    |         |             |      |              |        |              |         |              |        |          |            |  |  |  |  |
|---|---|-----------------|------------|------------|----------|--------------|---|----|--------------|----|-----|--------------|----|----------|----|--|--|----|--------------------|---------|-------------|------|--------------|--------|--------------|---------|--------------|--------|----------|------------|--|--|--|--|
| <b>27</b>   | 6120 - Lowland Cedar                    | Sawtimber Well  | 27.9       | 129        | 111-140  | N/A          | DRIP Land Purchase - 2004. Cedar, semi open in a lot of areas. Not a continuous canopy. Patches of thick cedar. Some black spruce and white pine. Thick understory in open canopy areas.  |    |              |    |     |              |    |          |    |  |  |    |                    |         |             |      |              |        |              |         |              |        |          |            |  |  |  |  |
| <table border="1"> <thead> <tr> <th>Canopy Species</th> <th>% Cover</th> <th>Size Class</th> <th>DBH</th> <th>Age</th> </tr> </thead> <tbody> <tr> <td>Northern White Cedar</td> <td>80</td> <td>Log/Pole</td> <td>10</td> <td>129</td> </tr> <tr> <td>Black Spruce</td> <td>15</td> <td>Pole</td> <td>9</td> <td></td> </tr> </tbody> </table>   |   | Canopy Species  | % Cover    | Size Class | DBH      | Age          | Northern White Cedar  | 80 | Log/Pole     | 10 | 129 | Black Spruce | 15 | Pole     | 9  |  | <table border="1"> <thead> <tr> <th>Sub-Canopy Species</th> <th>Density</th> <th>Avg. Height</th> <th>Size</th> </tr> </thead> <tbody> <tr> <td>Balsam Fir</td> <td>Medium</td> <td>Variable</td> <td>Sapling</td> </tr> <tr> <td>Black Spruce</td> <td>Medium</td> <td>Variable</td> <td>Sapling</td> </tr> </tbody> </table>       |    | Sub-Canopy Species | Density | Avg. Height | Size | Balsam Fir   | Medium | Variable     | Sapling | Black Spruce | Medium | Variable | Sapling    |  |  |  |  |
| Canopy Species  | % Cover                                 | Size Class      | DBH        | Age        |          |              |   |    |              |    |     |              |    |          |    |  |  |    |                    |         |             |      |              |        |              |         |              |        |          |            |  |  |  |  |
| Northern White Cedar  | 80                                      | Log/Pole        | 10         | 129        |          |              |   |    |              |    |     |              |    |          |    |  |  |    |                    |         |             |      |              |        |              |         |              |        |          |            |  |  |  |  |
| Black Spruce  | 15                                      | Pole            | 9          |            |          |              |   |    |              |    |     |              |    |          |    |  |  |    |                    |         |             |      |              |        |              |         |              |        |          |            |  |  |  |  |
| Sub-Canopy Species  | Density                                 | Avg. Height     | Size       |            |          |              |   |    |              |    |     |              |    |          |    |  |  |    |                    |         |             |      |              |        |              |         |              |        |          |            |  |  |  |  |
| Balsam Fir  | Medium                                  | Variable        | Sapling    |            |          |              |   |    |              |    |     |              |    |          |    |  |  |    |                    |         |             |      |              |        |              |         |              |        |          |            |  |  |  |  |
| Black Spruce  | Medium                                  | Variable        | Sapling    |            |          |              |   |    |              |    |     |              |    |          |    |  |  |    |                    |         |             |      |              |        |              |         |              |        |          |            |  |  |  |  |
| <b>28</b>   | 6122 - Black Spruce                     | Poletimber Well | 2.8        | 98         | 81-110   | N/A          | Merchantable black spruce ranges from 1-4 sticks tall but several stems sub-merchantable size. Bog type ground, lowland brush and lab tea.  |    |              |    |     |              |    |          |    |  |  |    |                    |         |             |      |              |        |              |         |              |        |          |            |  |  |  |  |
| <table border="1"> <thead> <tr> <th>Canopy Species</th> <th>% Cover</th> <th>Size Class</th> <th>DBH</th> <th>Age</th> </tr> </thead> <tbody> <tr> <td>Black Spruce</td> <td>85</td> <td>Pole/Sapling</td> <td>7</td> <td>98</td> </tr> <tr> <td>White Pine</td> <td>10</td> <td>Log/Pole</td> <td>11</td> <td></td> </tr> </tbody> </table>  |   | Canopy Species  | % Cover    | Size Class | DBH      | Age          | Black Spruce  | 85 | Pole/Sapling | 7  | 98  | White Pine   | 10 | Log/Pole | 11 |  | <table border="1"> <thead> <tr> <th>Sub-Canopy Species</th> <th>Density</th> <th>Avg. Height</th> <th>Size</th> </tr> </thead> <tbody> <tr> <td>Black Spruce</td> <td>Medium</td> <td>10 - 20 feet</td> <td>Sapling</td> </tr> <tr> <td>Labrador Tea</td> <td>Low</td> <td>Variable</td> <td>Tall Shrub</td> </tr> </tbody> </table> |    | Sub-Canopy Species | Density | Avg. Height | Size | Black Spruce | Medium | 10 - 20 feet | Sapling | Labrador Tea | Low    | Variable | Tall Shrub |  |  |  |  |
| Canopy Species  | % Cover                                 | Size Class      | DBH        | Age        |          |              |   |    |              |    |     |              |    |          |    |  |  |    |                    |         |             |      |              |        |              |         |              |        |          |            |  |  |  |  |
| Black Spruce  | 85                                      | Pole/Sapling    | 7          | 98         |          |              |   |    |              |    |     |              |    |          |    |  |  |    |                    |         |             |      |              |        |              |         |              |        |          |            |  |  |  |  |
| White Pine  | 10                                      | Log/Pole        | 11         |            |          |              |   |    |              |    |     |              |    |          |    |  |  |    |                    |         |             |      |              |        |              |         |              |        |          |            |  |  |  |  |
| Sub-Canopy Species  | Density                                 | Avg. Height     | Size       |            |          |              |   |    |              |    |     |              |    |          |    |  |  |    |                    |         |             |      |              |        |              |         |              |        |          |            |  |  |  |  |
| Black Spruce  | Medium                                  | 10 - 20 feet    | Sapling    |            |          |              |   |    |              |    |     |              |    |          |    |  |  |    |                    |         |             |      |              |        |              |         |              |        |          |            |  |  |  |  |
| Labrador Tea  | Low                                     | Variable        | Tall Shrub |            |          |              |   |    |              |    |     |              |    |          |    |  |  |    |                    |         |             |      |              |        |              |         |              |        |          |            |  |  |  |  |
| <b>29</b>   | 4112 - Maple, Beech, Cherry Association | Sawtimber Well  | 20.2       | 74         | 111-140  | N/A          | Red maple stand with component of black cherry. Stand lies along the Kabelman Road, borders private land to the north. Patches of quality maple, mostly lower quality. Severe browsing on maple saplings. Component of white birch. Parts of the stand are wet during the spring. Old notes: Possible treatment in 10 years.  |    |              |    |     |              |    |          |    |  |  |    |                    |         |             |      |              |        |              |         |              |        |          |            |  |  |  |  |
| <table border="1"> <thead> <tr> <th>Canopy Species</th> <th>% Cover</th> <th>Size Class</th> <th>DBH</th> <th>Age</th> </tr> </thead> <tbody> <tr> <td>Red Maple</td> <td>70</td> <td>Log/Pole</td> <td>10</td> <td>74</td> </tr> <tr> <td>Sugar Maple</td> <td>10</td> <td>Log/Pole</td> <td>10</td> <td></td> </tr> </tbody> </table>   |   | Canopy Species  | % Cover    | Size Class | DBH      | Age          | Red Maple   | 70 | Log/Pole     | 10 | 74  | Sugar Maple  | 10 | Log/Pole | 10 |  | <table border="1"> <thead> <tr> <th>Sub-Canopy Species</th> <th>Density</th> <th>Avg. Height</th> <th>Size</th> </tr> </thead> <tbody> <tr> <td>Balsam Fir</td> <td>Low</td> <td>Variable</td> <td>Sapling</td> </tr> <tr> <td>Maple (spp.)</td> <td>Medium</td> <td>Variable</td> <td>Sapling</td> </tr> </tbody> </table>          |    | Sub-Canopy Species | Density | Avg. Height | Size | Balsam Fir   | Low    | Variable     | Sapling | Maple (spp.) | Medium | Variable | Sapling    |  |  |  |  |
| Canopy Species  | % Cover                                 | Size Class      | DBH        | Age        |          |              |   |    |              |    |     |              |    |          |    |  |  |    |                    |         |             |      |              |        |              |         |              |        |          |            |  |  |  |  |
| Red Maple   | 70                                      | Log/Pole        | 10         | 74         |          |              |   |    |              |    |     |              |    |          |    |  |  |    |                    |         |             |      |              |        |              |         |              |        |          |            |  |  |  |  |
| Sugar Maple   | 10                                      | Log/Pole        | 10         |            |          |              |   |    |              |    |     |              |    |          |    |  |  |    |                    |         |             |      |              |        |              |         |              |        |          |            |  |  |  |  |
| Sub-Canopy Species  | Density                                 | Avg. Height     | Size       |            |          |              |   |    |              |    |     |              |    |          |    |  |  |    |                    |         |             |      |              |        |              |         |              |        |          |            |  |  |  |  |
| Balsam Fir  | Low                                     | Variable        | Sapling    |            |          |              |   |    |              |    |     |              |    |          |    |  |  |    |                    |         |             |      |              |        |              |         |              |        |          |            |  |  |  |  |
| Maple (spp.)  | Medium                                  | Variable        | Sapling    |            |          |              |   |    |              |    |     |              |    |          |    |  |  |    |                    |         |             |      |              |        |              |         |              |        |          |            |  |  |  |  |
| <b>30</b>   | 4130 - Aspen                            | Sapling Well    | 114.3      | 5          | Immature | N/A          | 2/24/2016: 420141101, Compartment 74 Aspen. TCR 8/20/15. Left 101 large diameter aspen throughout stand per request of wildlife division. Deer yard considerations in the sale included leaving conifer patches, retained all hemlock white pine and red pine, retained retention pockets of cedar in SW and NW, leave pockets of balsam and spruce. No chipping of the stand and cutting restriction of October 1st start date.<br><br>Stand is regenerating nicely to aspen with a component of maple, birch, cherry, balsam. Some white pine regen. Avg height of the regen is 10-20 ft tall, fairly thick. A number of the large aspen retained after harvest have blown down. Some large white pine also present after harvest.<br><br>Old OI notes make mention of a fire burning through this stand, probably same fire from the 1940's which burned through the hardwoods to the east. Allendale sand and loams, and Croswell-Au Gres sands<br><br>Old notes - prior to harvest: Primarily an A6 stand with mature aspen and an M3 understory. Lower pockets throughout (P6). Pockets of Q6 and C6. Areas of thick balsam component. Mostly higher ground. Heavy deer browse on maple regeneration. |    |              |    |     |              |    |          |    |  |  |    |                    |         |             |      |              |        |              |         |              |        |          |            |  |  |  |  |
| <table border="1"> <thead> <tr> <th>Canopy Species</th> <th>% Cover</th> <th>Size Class</th> <th>DBH</th> <th>Age</th> </tr> </thead> <tbody> <tr> <td>Quaking Aspen</td> <td>60</td> <td>Sapling</td> <td>2</td> <td>5</td> </tr> <tr> <td>Red Maple</td> <td>20</td> <td>Sapling</td> <td>1</td> <td></td> </tr> <tr> <td>Black Cherry</td> <td>11</td> <td>Sapling</td> <td>1</td> <td></td> </tr> </tbody> </table> |   | Canopy Species  | % Cover    | Size Class | DBH      | Age          | Quaking Aspen   | 60 | Sapling      | 2  | 5   | Red Maple    | 20 | Sapling  | 1  |  | Black Cherry   | 11 | Sapling            | 1       |             |      |              |        |              |         |              |        |          |            |  |  |  |  |
| Canopy Species  | % Cover                                 | Size Class      | DBH        | Age        |          |              |   |    |              |    |     |              |    |          |    |  |  |    |                    |         |             |      |              |        |              |         |              |        |          |            |  |  |  |  |
| Quaking Aspen   | 60                                      | Sapling         | 2          | 5          |          |              |   |    |              |    |     |              |    |          |    |  |  |    |                    |         |             |      |              |        |              |         |              |        |          |            |  |  |  |  |
| Red Maple   | 20                                      | Sapling         | 1          |            |          |              |   |    |              |    |     |              |    |          |    |  |  |    |                    |         |             |      |              |        |              |         |              |        |          |            |  |  |  |  |
| Black Cherry  | 11                                      | Sapling         | 1          |            |          |              |   |    |              |    |     |              |    |          |    |  |  |    |                    |         |             |      |              |        |              |         |              |        |          |            |  |  |  |  |



| Stand  | Level 4 Cover Type                      | Size Density    | Acres   | Stand Age  | BA Range | Managed Site | General Comments   |    |              |   |    |               |    |              |    |    |           |    |      |   |  |   |  |                    |         |             |      |            |        |          |         |              |     |          |         |   |  |  |  |
|--|---|-----------------|---------|------------|----------|--------------|--|----|--------------|---|----|---------------|----|--------------|----|----|-----------|----|------|---|--|---|--|--------------------|---------|-------------|------|------------|--------|----------|---------|--------------|-----|----------|---------|---|--|--|--|
| <b>31</b>  | 4319 - Mixed Upland Forest              | Poletimber Well | 11.4    | 80         | 111-140  | N/A          | Retention area for stand 30. Long term retention. Lots of cedar and some fingers of aspen.   |    |              |   |    |               |    |              |    |    |           |    |      |   |  |   |  |                    |         |             |      |            |        |          |         |              |     |          |         |   |  |  |  |
| <table border="1"> <thead> <tr> <th>Canopy Species</th> <th>% Cover</th> <th>Size Class</th> <th>DBH</th> <th>Age</th> </tr> </thead> <tbody> <tr> <td>Northern White Cedar</td> <td>45</td> <td>Pole</td> <td>9</td> <td></td> </tr> <tr> <td>Quaking Aspen</td> <td>40</td> <td>Log/Pole</td> <td>11</td> <td>80</td> </tr> <tr> <td>Red Maple</td> <td>10</td> <td>Pole</td> <td>9</td> <td></td> </tr> </tbody> </table> |   | Canopy Species  | % Cover | Size Class | DBH      | Age          | Northern White Cedar   | 45 | Pole         | 9 |    | Quaking Aspen | 40 | Log/Pole     | 11 | 80 | Red Maple | 10 | Pole | 9 |  | <table border="1"> <thead> <tr> <th>Sub-Canopy Species</th> <th>Density</th> <th>Avg. Height</th> <th>Size</th> </tr> </thead> <tbody> <tr> <td>Balsam Fir</td> <td>Medium</td> <td>Variable</td> <td>Sapling</td> </tr> <tr> <td>Black Spruce</td> <td>Low</td> <td>Variable</td> <td>Sapling</td> </tr> </tbody> </table> |  | Sub-Canopy Species | Density | Avg. Height | Size | Balsam Fir | Medium | Variable | Sapling | Black Spruce | Low | Variable | Sapling | <p>old notes: Pockets of Q6 and C6. Old OI notes make mention of a fire burned through the hardwoods to the east. Treat stand with a final harvest/clearcut with reserves. Deer yard so leave a good conifer component (patches) for W/L concerns. Leave all hemlock, white pine and red pine. Also leave retention pockets of cedar (SW and NW corners along private). Leave pockets of balsam/spruce. At pre-review, wildlife requested approx 1 large aspen per acre left throughout the sale along with a few large WB. No chipping of the stand (W/L request -deer yard). Cutting restriction of October 1st - W/L - deer yard. MO of aspen with hardwood and conifer component.</p> |  |  |  |
| Canopy Species   | % Cover                                 | Size Class      | DBH     | Age        |          |              |  |    |              |   |    |               |    |              |    |    |           |    |      |   |  |   |  |                    |         |             |      |            |        |          |         |              |     |          |         |   |  |  |  |
| Northern White Cedar   | 45                                      | Pole            | 9       |            |          |              |  |    |              |   |    |               |    |              |    |    |           |    |      |   |  |   |  |                    |         |             |      |            |        |          |         |              |     |          |         |   |  |  |  |
| Quaking Aspen  | 40                                      | Log/Pole        | 11      | 80         |          |              |  |    |              |   |    |               |    |              |    |    |           |    |      |   |  |   |  |                    |         |             |      |            |        |          |         |              |     |          |         |   |  |  |  |
| Red Maple  | 10                                      | Pole            | 9       |            |          |              |  |    |              |   |    |               |    |              |    |    |           |    |      |   |  |   |  |                    |         |             |      |            |        |          |         |              |     |          |         |   |  |  |  |
| Sub-Canopy Species   | Density                                 | Avg. Height     | Size    |            |          |              |  |    |              |   |    |               |    |              |    |    |           |    |      |   |  |   |  |                    |         |             |      |            |        |          |         |              |     |          |         |   |  |  |  |
| Balsam Fir   | Medium                                  | Variable        | Sapling |            |          |              |  |    |              |   |    |               |    |              |    |    |           |    |      |   |  |   |  |                    |         |             |      |            |        |          |         |              |     |          |         |   |  |  |  |
| Black Spruce   | Low                                     | Variable        | Sapling |            |          |              |  |    |              |   |    |               |    |              |    |    |           |    |      |   |  |   |  |                    |         |             |      |            |        |          |         |              |     |          |         |   |  |  |  |
| <b>32</b>  | 4112 - Maple, Beech, Cherry Association | Sapling Well    | 3.5     | 38         | 1-50     | N/A          | Young maple, mainly red maple with hard maple and black cherry. Cut in 1981 (hydro-mowed in 1981). Thick stands, even aged. Beginning to transition to a pole stand. |    |              |   |    |               |    |              |    |    |           |    |      |   |  |   |  |                    |         |             |      |            |        |          |         |              |     |          |         |   |  |  |  |
| <table border="1"> <thead> <tr> <th>Canopy Species</th> <th>% Cover</th> <th>Size Class</th> <th>DBH</th> <th>Age</th> </tr> </thead> <tbody> <tr> <td>Sugar Maple</td> <td>15</td> <td>Pole/Sapling</td> <td>5</td> <td>38</td> </tr> <tr> <td>Red Maple</td> <td>60</td> <td>Sapling/Pole</td> <td>4</td> <td>38</td> </tr> </tbody> </table>  |   | Canopy Species  | % Cover | Size Class | DBH      | Age          | Sugar Maple  | 15 | Pole/Sapling | 5 | 38 | Red Maple     | 60 | Sapling/Pole | 4  | 38 |           |    |      |   |  |   |  |                    |         |             |      |            |        |          |         |              |     |          |         |   |  |  |  |
| Canopy Species   | % Cover                                 | Size Class      | DBH     | Age        |          |              |  |    |              |   |    |               |    |              |    |    |           |    |      |   |  |   |  |                    |         |             |      |            |        |          |         |              |     |          |         |   |  |  |  |
| Sugar Maple  | 15                                      | Pole/Sapling    | 5       | 38         |          |              |  |    |              |   |    |               |    |              |    |    |           |    |      |   |  |   |  |                    |         |             |      |            |        |          |         |              |     |          |         |   |  |  |  |
| Red Maple  | 60                                      | Sapling/Pole    | 4       | 38         |          |              |  |    |              |   |    |               |    |              |    |    |           |    |      |   |  |   |  |                    |         |             |      |            |        |          |         |              |     |          |         |   |  |  |  |
| <b>33</b>  | 4112 - Maple, Beech, Cherry Association | Sapling Well    | 2.4     | 38         | 1-50     | N/A          | Young maple, mainly red maple with hard maple and black cherry. Cut in 1981 (hydro-mowed in 1981). Thick stands, even aged. Beginning to transition to a pole stand. |    |              |   |    |               |    |              |    |    |           |    |      |   |  |   |  |                    |         |             |      |            |        |          |         |              |     |          |         |   |  |  |  |
| <table border="1"> <thead> <tr> <th>Canopy Species</th> <th>% Cover</th> <th>Size Class</th> <th>DBH</th> <th>Age</th> </tr> </thead> <tbody> <tr> <td>Sugar Maple</td> <td>15</td> <td>Sapling/Pole</td> <td>4</td> <td>38</td> </tr> <tr> <td>Red Maple</td> <td>60</td> <td>Pole/Sapling</td> <td>5</td> <td>38</td> </tr> </tbody> </table>  |   | Canopy Species  | % Cover | Size Class | DBH      | Age          | Sugar Maple  | 15 | Sapling/Pole | 4 | 38 | Red Maple     | 60 | Pole/Sapling | 5  | 38 |           |    |      |   |  |   |  |                    |         |             |      |            |        |          |         |              |     |          |         |   |  |  |  |
| Canopy Species   | % Cover                                 | Size Class      | DBH     | Age        |          |              |  |    |              |   |    |               |    |              |    |    |           |    |      |   |  |   |  |                    |         |             |      |            |        |          |         |              |     |          |         |   |  |  |  |
| Sugar Maple  | 15                                      | Sapling/Pole    | 4       | 38         |          |              |  |    |              |   |    |               |    |              |    |    |           |    |      |   |  |   |  |                    |         |             |      |            |        |          |         |              |     |          |         |   |  |  |  |
| Red Maple  | 60                                      | Pole/Sapling    | 5       | 38         |          |              |  |    |              |   |    |               |    |              |    |    |           |    |      |   |  |   |  |                    |         |             |      |            |        |          |         |              |     |          |         |   |  |  |  |
| <b>34</b>  | 4112 - Maple, Beech, Cherry Association | Sapling Well    | 2.0     | 38         | 1-50     | N/A          | Young maple, mainly red maple with hard maple and black cherry. Cut in 1981 (hydro-mowed in 1981). Thick stands, even aged. Beginning to transition to a pole stand. |    |              |   |    |               |    |              |    |    |           |    |      |   |  |   |  |                    |         |             |      |            |        |          |         |              |     |          |         |   |  |  |  |
| <table border="1"> <thead> <tr> <th>Canopy Species</th> <th>% Cover</th> <th>Size Class</th> <th>DBH</th> <th>Age</th> </tr> </thead> <tbody> <tr> <td>Sugar Maple</td> <td>15</td> <td>Sapling/Pole</td> <td>4</td> <td>38</td> </tr> <tr> <td>Red Maple</td> <td>60</td> <td>Pole/Sapling</td> <td>5</td> <td>38</td> </tr> </tbody> </table>  |   | Canopy Species  | % Cover | Size Class | DBH      | Age          | Sugar Maple  | 15 | Sapling/Pole | 4 | 38 | Red Maple     | 60 | Pole/Sapling | 5  | 38 |           |    |      |   |  |   |  |                    |         |             |      |            |        |          |         |              |     |          |         |   |  |  |  |
| Canopy Species   | % Cover                                 | Size Class      | DBH     | Age        |          |              |  |    |              |   |    |               |    |              |    |    |           |    |      |   |  |   |  |                    |         |             |      |            |        |          |         |              |     |          |         |   |  |  |  |
| Sugar Maple  | 15                                      | Sapling/Pole    | 4       | 38         |          |              |  |    |              |   |    |               |    |              |    |    |           |    |      |   |  |   |  |                    |         |             |      |            |        |          |         |              |     |          |         |   |  |  |  |
| Red Maple  | 60                                      | Pole/Sapling    | 5       | 38         |          |              |  |    |              |   |    |               |    |              |    |    |           |    |      |   |  |   |  |                    |         |             |      |            |        |          |         |              |     |          |         |   |  |  |  |
| <b>35</b>  | 4112 - Maple, Beech, Cherry Association | Sapling Well    | 3.3     | 38         | 1-50     | N/A          | Young maple, mainly red maple with hard maple and black cherry. Cut in 1981 (hydro-mowed in 1981). Thick stands, even aged. Beginning to transition to a pole stand. |    |              |   |    |               |    |              |    |    |           |    |      |   |  |   |  |                    |         |             |      |            |        |          |         |              |     |          |         |   |  |  |  |
| <table border="1"> <thead> <tr> <th>Canopy Species</th> <th>% Cover</th> <th>Size Class</th> <th>DBH</th> <th>Age</th> </tr> </thead> <tbody> <tr> <td>Sugar Maple</td> <td>15</td> <td>Sapling/Pole</td> <td>4</td> <td></td> </tr> <tr> <td>Red Maple</td> <td>60</td> <td>Pole/Sapling</td> <td>5</td> <td>38</td> </tr> </tbody> </table>  |   | Canopy Species  | % Cover | Size Class | DBH      | Age          | Sugar Maple  | 15 | Sapling/Pole | 4 |    | Red Maple     | 60 | Pole/Sapling | 5  | 38 |           |    |      |   |  |   |  |                    |         |             |      |            |        |          |         |              |     |          |         |   |  |  |  |
| Canopy Species   | % Cover                                 | Size Class      | DBH     | Age        |          |              |  |    |              |   |    |               |    |              |    |    |           |    |      |   |  |   |  |                    |         |             |      |            |        |          |         |              |     |          |         |   |  |  |  |
| Sugar Maple  | 15                                      | Sapling/Pole    | 4       |            |          |              |  |    |              |   |    |               |    |              |    |    |           |    |      |   |  |   |  |                    |         |             |      |            |        |          |         |              |     |          |         |   |  |  |  |
| Red Maple  | 60                                      | Pole/Sapling    | 5       | 38         |          |              |  |    |              |   |    |               |    |              |    |    |           |    |      |   |  |   |  |                    |         |             |      |            |        |          |         |              |     |          |         |   |  |  |  |
| <b>36</b>  | 4112 - Maple, Beech, Cherry Association | Sapling Well    | 2.3     | 38         | 1-50     | N/A          | Young maple, mainly red maple with hard maple and black cherry. Cut in 1981 (hydro-mowed in 1981). Thick stands, even aged. Beginning to transition to a pole stand. |    |              |   |    |               |    |              |    |    |           |    |      |   |  |   |  |                    |         |             |      |            |        |          |         |              |     |          |         |   |  |  |  |
| <table border="1"> <thead> <tr> <th>Canopy Species</th> <th>% Cover</th> <th>Size Class</th> <th>DBH</th> <th>Age</th> </tr> </thead> <tbody> <tr> <td>Sugar Maple</td> <td>15</td> <td>Sapling/Pole</td> <td>4</td> <td></td> </tr> <tr> <td>Red Maple</td> <td>60</td> <td>Pole/Sapling</td> <td>5</td> <td>38</td> </tr> </tbody> </table>  |   | Canopy Species  | % Cover | Size Class | DBH      | Age          | Sugar Maple  | 15 | Sapling/Pole | 4 |    | Red Maple     | 60 | Pole/Sapling | 5  | 38 |           |    |      |   |  |   |  |                    |         |             |      |            |        |          |         |              |     |          |         |   |  |  |  |
| Canopy Species   | % Cover                                 | Size Class      | DBH     | Age        |          |              |  |    |              |   |    |               |    |              |    |    |           |    |      |   |  |   |  |                    |         |             |      |            |        |          |         |              |     |          |         |   |  |  |  |
| Sugar Maple  | 15                                      | Sapling/Pole    | 4       |            |          |              |  |    |              |   |    |               |    |              |    |    |           |    |      |   |  |   |  |                    |         |             |      |            |        |          |         |              |     |          |         |   |  |  |  |
| Red Maple  | 60                                      | Pole/Sapling    | 5       | 38         |          |              |  |    |              |   |    |               |    |              |    |    |           |    |      |   |  |   |  |                    |         |             |      |            |        |          |         |              |     |          |         |   |  |  |  |



| Stand  | Level 4 Cover Type                      | Size Density    | Acres | Stand Age | BA Range           | Managed Site | General Comments  |                |         |            |     |     |                    |         |              |      |             |           |               |              |     |              |             |              |              |             |    |               |    |    |              |        |          |         |                |    |          |    |  |               |        |             |         |           |   |          |    |  |              |     |          |         |
|--|---|-----------------|-------|-----------|--------------------|--------------|---|----------------|---------|------------|-----|-----|--------------------|---------|--------------|------|-------------|-----------|---------------|--------------|-----|--------------|-------------|--------------|--------------|-------------|----|---------------|----|----|--------------|--------|----------|---------|----------------|----|----------|----|--|---------------|--------|-------------|---------|-----------|---|----------|----|--|--------------|-----|----------|---------|
| 37   | 4112 - Maple, Beech, Cherry Association | Sapling Well    | 2.0   | 38        | 1-50               | N/A          | Young maple, mainly hard maple with red maple and black cherry. Cut in 1981 (hydro-mowed in 1981). Thick stands, even aged. Beginning to transition to a pole stand.  |                |         |            |     |     |                    |         |              |      |             |           |               |              |     |              |             |              |              |             |    |               |    |    |              |        |          |         |                |    |          |    |  |               |        |             |         |           |   |          |    |  |              |     |          |         |
| <table border="1"> <thead> <tr> <th>Canopy Species</th> <th>% Cover</th> <th>Size Class</th> <th>DBH</th> <th>Age</th> </tr> </thead> <tbody> <tr> <td>Sugar Maple</td> <td>15</td> <td>Sapling/Pole</td> <td>4</td> <td></td> </tr> <tr> <td>Red Maple</td> <td>60</td> <td>Pole/Sapling</td> <td>5</td> <td>38</td> </tr> </tbody> </table>  |   |                 |       |           |                    |              |   | Canopy Species | % Cover | Size Class | DBH | Age | Sugar Maple        | 15      | Sapling/Pole | 4    |             | Red Maple | 60            | Pole/Sapling | 5   | 38           |             |              |              |             |    |               |    |    |              |        |          |         |                |    |          |    |  |               |        |             |         |           |   |          |    |  |              |     |          |         |
| Canopy Species   | % Cover                                 | Size Class      | DBH   | Age       |                    |              |   |                |         |            |     |     |                    |         |              |      |             |           |               |              |     |              |             |              |              |             |    |               |    |    |              |        |          |         |                |    |          |    |  |               |        |             |         |           |   |          |    |  |              |     |          |         |
| Sugar Maple  | 15                                      | Sapling/Pole    | 4     |           |                    |              |   |                |         |            |     |     |                    |         |              |      |             |           |               |              |     |              |             |              |              |             |    |               |    |    |              |        |          |         |                |    |          |    |  |               |        |             |         |           |   |          |    |  |              |     |          |         |
| Red Maple  | 60                                      | Pole/Sapling    | 5     | 38        |                    |              |   |                |         |            |     |     |                    |         |              |      |             |           |               |              |     |              |             |              |              |             |    |               |    |    |              |        |          |         |                |    |          |    |  |               |        |             |         |           |   |          |    |  |              |     |          |         |
| 38   | 4110 - Sugar Maple Association          | Poletimber Well | 161.4 | 58        | 81-110             | N/A          | Very thick stand of young maple. Mostly hard maple. Even aged, uniform diameters and heights. Good form, clear boles throughout the stand. Rolling topography. Scattered larger diameter maple and wolfy beech. Larger diameter maple near stand edges and along openings that are growing in. Pockets of mature, large diameter aspen. Let the stand mature for another 10-20 years before doing a selection harvest. Old notes mention a fire in this stand in the early 1940's.  |                |         |            |     |     |                    |         |              |      |             |           |               |              |     |              |             |              |              |             |    |               |    |    |              |        |          |         |                |    |          |    |  |               |        |             |         |           |   |          |    |  |              |     |          |         |
| <table border="1"> <thead> <tr> <th>Canopy Species</th> <th>% Cover</th> <th>Size Class</th> <th>DBH</th> <th>Age</th> <th>Sub-Canopy Species</th> <th>Density</th> <th>Avg. Height</th> <th>Size</th> </tr> </thead> <tbody> <tr> <td>Red Maple</td> <td>15</td> <td>Pole</td> <td>8</td> <td></td> <td>Maple (spp.)</td> <td>Medium</td> <td>&gt;20 feet</td> <td>Sapling</td> </tr> <tr> <td>Sugar Maple</td> <td>80</td> <td>Pole</td> <td>8</td> <td>58</td> <td></td> <td></td> <td></td> <td></td> </tr> </tbody> </table>  |   |                 |       |           |                    |              |   | Canopy Species | % Cover | Size Class | DBH | Age | Sub-Canopy Species | Density | Avg. Height  | Size | Red Maple   | 15        | Pole          | 8            |     | Maple (spp.) | Medium      | >20 feet     | Sapling      | Sugar Maple | 80 | Pole          | 8  | 58 |              |        |          |         |                |    |          |    |  |               |        |             |         |           |   |          |    |  |              |     |          |         |
| Canopy Species   | % Cover                                 | Size Class      | DBH   | Age       | Sub-Canopy Species | Density      | Avg. Height   | Size           |         |            |     |     |                    |         |              |      |             |           |               |              |     |              |             |              |              |             |    |               |    |    |              |        |          |         |                |    |          |    |  |               |        |             |         |           |   |          |    |  |              |     |          |         |
| Red Maple  | 15                                      | Pole            | 8     |           | Maple (spp.)       | Medium       | >20 feet  | Sapling        |         |            |     |     |                    |         |              |      |             |           |               |              |     |              |             |              |              |             |    |               |    |    |              |        |          |         |                |    |          |    |  |               |        |             |         |           |   |          |    |  |              |     |          |         |
| Sugar Maple  | 80                                      | Pole            | 8     | 58        |                    |              |   |                |         |            |     |     |                    |         |              |      |             |           |               |              |     |              |             |              |              |             |    |               |    |    |              |        |          |         |                |    |          |    |  |               |        |             |         |           |   |          |    |  |              |     |          |         |
| 40   | 4110 - Sugar Maple Association          | Poletimber Well | 161.5 | 92        | 81-110             | N/A          | 2016: sale completed. 42-025-11-01, Arbutus Hardwoods. TCR 06/23/2015<br>Stand has a very open canopy in spots. Some dieback in the residual 8-10 inch red maple. Pretty thick understory throughout. Good regeneration resulting from the harvest. Mix of species regenerating. Carpet of 1-2 ft tall maple coming in under the more advanced regeneration. Harvest removed most of the low quality maple, improved quality of the stand. Mix of sugar maple with red maple. Yellow birch component.<br><br>old notes: Pole size hardwood stand. Primarily hard maple with red maple and a good component of beech and yellow birch. Good quality in 8-10 inch diameter classes, mostly hard maple. Lower quality and more red maple near openings. Treat stand with a thinning. Remove lower quality trees to improve growth on good quality maple. Retain a component of all species. MO of northern hardwoods. Cutting restriction of October 1st - W/L - deer yard |                |         |            |     |     |                    |         |              |      |             |           |               |              |     |              |             |              |              |             |    |               |    |    |              |        |          |         |                |    |          |    |  |               |        |             |         |           |   |          |    |  |              |     |          |         |
| <table border="1"> <thead> <tr> <th>Canopy Species</th> <th>% Cover</th> <th>Size Class</th> <th>DBH</th> <th>Age</th> <th>Sub-Canopy Species</th> <th>Density</th> <th>Avg. Height</th> <th>Size</th> </tr> </thead> <tbody> <tr> <td>Sugar Maple</td> <td>80</td> <td>Pole/Log</td> <td>9</td> <td>92</td> <td>Maple (spp.)</td> <td>Medium</td> <td>Variable</td> <td>Sapling</td> </tr> <tr> <td>Red Maple</td> <td>15</td> <td>Pole/Log</td> <td>9</td> <td></td> <td>Beech</td> <td>Low</td> <td>Variable</td> <td>Sapling</td> </tr> <tr> <td></td> <td></td> <td></td> <td></td> <td></td> <td>Cherry (spp.)</td> <td>Medium</td> <td>5 - 10 feet</td> <td>Sapling</td> </tr> </tbody> </table>  |   |                 |       |           |                    |              |   | Canopy Species | % Cover | Size Class | DBH | Age | Sub-Canopy Species | Density | Avg. Height  | Size | Sugar Maple | 80        | Pole/Log      | 9            | 92  | Maple (spp.) | Medium      | Variable     | Sapling      | Red Maple   | 15 | Pole/Log      | 9  |    | Beech        | Low    | Variable | Sapling |                |    |          |    |  | Cherry (spp.) | Medium | 5 - 10 feet | Sapling |           |   |          |    |  |              |     |          |         |
| Canopy Species   | % Cover                                 | Size Class      | DBH   | Age       | Sub-Canopy Species | Density      | Avg. Height   | Size           |         |            |     |     |                    |         |              |      |             |           |               |              |     |              |             |              |              |             |    |               |    |    |              |        |          |         |                |    |          |    |  |               |        |             |         |           |   |          |    |  |              |     |          |         |
| Sugar Maple  | 80                                      | Pole/Log        | 9     | 92        | Maple (spp.)       | Medium       | Variable  | Sapling        |         |            |     |     |                    |         |              |      |             |           |               |              |     |              |             |              |              |             |    |               |    |    |              |        |          |         |                |    |          |    |  |               |        |             |         |           |   |          |    |  |              |     |          |         |
| Red Maple  | 15                                      | Pole/Log        | 9     |           | Beech              | Low          | Variable  | Sapling        |         |            |     |     |                    |         |              |      |             |           |               |              |     |              |             |              |              |             |    |               |    |    |              |        |          |         |                |    |          |    |  |               |        |             |         |           |   |          |    |  |              |     |          |         |
|  |   |                 |       |           | Cherry (spp.)      | Medium       | 5 - 10 feet   | Sapling        |         |            |     |     |                    |         |              |      |             |           |               |              |     |              |             |              |              |             |    |               |    |    |              |        |          |         |                |    |          |    |  |               |        |             |         |           |   |          |    |  |              |     |          |         |
| 42   | 3102 - Grass                            | Nonstocked      | 0.9   |           | Unspecified        | No           | Small grass openings with substantial encroachment from adjacent hardwoods stand. All stands are within the area burned in the 1940's.  |                |         |            |     |     |                    |         |              |      |             |           |               |              |     |              |             |              |              |             |    |               |    |    |              |        |          |         |                |    |          |    |  |               |        |             |         |           |   |          |    |  |              |     |          |         |
| 43   | 42290 - Natural Mixed Pine              | Sawtimber Well  | 20.7  | 105       | 141-170            | N/A          | Nice tall, large diameter red pine and white pine with large diameter aspen, maple and spruce. Large diameters throughout. Small diameters near east stand edge. More spruce and balsam near stand edges. Mixed pine stand with mature aspen and maple. Stand needs to be treated. Based on results of adjacent harvest in stand 61 from 2004, this stand will likely convert to hardwoods and aspen in the long term. Site is suited for conversion. Replace the red pine acres on another site. Soil = Augres-Dawson-Rubicon complex.   |                |         |            |     |     |                    |         |              |      |             |           |               |              |     |              |             |              |              |             |    |               |    |    |              |        |          |         |                |    |          |    |  |               |        |             |         |           |   |          |    |  |              |     |          |         |
| <table border="1"> <thead> <tr> <th>Canopy Species</th> <th>% Cover</th> <th>Size Class</th> <th>DBH</th> <th>Age</th> <th>Sub-Canopy Species</th> <th>Density</th> <th>Avg. Height</th> <th>Size</th> </tr> </thead> <tbody> <tr> <td>Red Pine</td> <td>40</td> <td>Log/Pole/XLog</td> <td>14</td> <td>105</td> <td>Balsam Fir</td> <td>High</td> <td>10 - 20 feet</td> <td>Sapling</td> </tr> <tr> <td>White Pine</td> <td>37</td> <td>Log/XLog/Pole</td> <td>16</td> <td></td> <td>Maple (spp.)</td> <td>Medium</td> <td>Variable</td> <td>Sapling</td> </tr> <tr> <td>Bigtooth Aspen</td> <td>10</td> <td>Log/Pole</td> <td>12</td> <td></td> <td>White Pine</td> <td>Low</td> <td>Variable</td> <td>Sapling</td> </tr> <tr> <td>Red Maple</td> <td>8</td> <td>Log/Pole</td> <td>12</td> <td></td> <td>Black Spruce</td> <td>Low</td> <td>Variable</td> <td>Sapling</td> </tr> </tbody> </table> |   |                 |       |           |                    |              |   | Canopy Species | % Cover | Size Class | DBH | Age | Sub-Canopy Species | Density | Avg. Height  | Size | Red Pine    | 40        | Log/Pole/XLog | 14           | 105 | Balsam Fir   | High        | 10 - 20 feet | Sapling      | White Pine  | 37 | Log/XLog/Pole | 16 |    | Maple (spp.) | Medium | Variable | Sapling | Bigtooth Aspen | 10 | Log/Pole | 12 |  | White Pine    | Low    | Variable    | Sapling | Red Maple | 8 | Log/Pole | 12 |  | Black Spruce | Low | Variable | Sapling |
| Canopy Species   | % Cover                                 | Size Class      | DBH   | Age       | Sub-Canopy Species | Density      | Avg. Height   | Size           |         |            |     |     |                    |         |              |      |             |           |               |              |     |              |             |              |              |             |    |               |    |    |              |        |          |         |                |    |          |    |  |               |        |             |         |           |   |          |    |  |              |     |          |         |
| Red Pine   | 40                                      | Log/Pole/XLog   | 14    | 105       | Balsam Fir         | High         | 10 - 20 feet  | Sapling        |         |            |     |     |                    |         |              |      |             |           |               |              |     |              |             |              |              |             |    |               |    |    |              |        |          |         |                |    |          |    |  |               |        |             |         |           |   |          |    |  |              |     |          |         |
| White Pine   | 37                                      | Log/XLog/Pole   | 16    |           | Maple (spp.)       | Medium       | Variable  | Sapling        |         |            |     |     |                    |         |              |      |             |           |               |              |     |              |             |              |              |             |    |               |    |    |              |        |          |         |                |    |          |    |  |               |        |             |         |           |   |          |    |  |              |     |          |         |
| Bigtooth Aspen   | 10                                      | Log/Pole        | 12    |           | White Pine         | Low          | Variable  | Sapling        |         |            |     |     |                    |         |              |      |             |           |               |              |     |              |             |              |              |             |    |               |    |    |              |        |          |         |                |    |          |    |  |               |        |             |         |           |   |          |    |  |              |     |          |         |
| Red Maple  | 8                                       | Log/Pole        | 12    |           | Black Spruce       | Low          | Variable  | Sapling        |         |            |     |     |                    |         |              |      |             |           |               |              |     |              |             |              |              |             |    |               |    |    |              |        |          |         |                |    |          |    |  |               |        |             |         |           |   |          |    |  |              |     |          |         |
| 45   | 4139 - Aspen, Mixed Deciduous           | Poletimber Well | 17.1  | 37        | Unspecified        | N/A          | A3/P3. Majority of the stand has transitioned to a pole stand, 6 inch aspen, maple and birch. Scattered large diameter hemlock and a few white pine. Portion of Basnau Rd and northern areas of the stand as still a sapling stand of a mix of aspen, white birch, willow, tamarack and white pine, with some tag alder. More maple, birch in the southern end of the stand. A6 on better ground. Old borrow pit in the stand - created a low area.   |                |         |            |     |     |                    |         |              |      |             |           |               |              |     |              |             |              |              |             |    |               |    |    |              |        |          |         |                |    |          |    |  |               |        |             |         |           |   |          |    |  |              |     |          |         |
| <table border="1"> <thead> <tr> <th>Canopy Species</th> <th>% Cover</th> <th>Size Class</th> <th>DBH</th> <th>Age</th> </tr> </thead> <tbody> <tr> <td>Quaking Aspen</td> <td>55</td> <td>Pole/Sapling</td> <td>6</td> <td>37</td> </tr> <tr> <td>Red Maple</td> <td>23</td> <td>Pole/Sapling</td> <td>5</td> <td></td> </tr> <tr> <td>Paper Birch</td> <td>10</td> <td>Pole/Sapling</td> <td>5</td> <td></td> </tr> </tbody> </table>   |   |                 |       |           |                    |              |   | Canopy Species | % Cover | Size Class | DBH | Age | Quaking Aspen      | 55      | Pole/Sapling | 6    | 37          | Red Maple | 23            | Pole/Sapling | 5   |              | Paper Birch | 10           | Pole/Sapling | 5           |    |               |    |    |              |        |          |         |                |    |          |    |  |               |        |             |         |           |   |          |    |  |              |     |          |         |
| Canopy Species   | % Cover                                 | Size Class      | DBH   | Age       |                    |              |   |                |         |            |     |     |                    |         |              |      |             |           |               |              |     |              |             |              |              |             |    |               |    |    |              |        |          |         |                |    |          |    |  |               |        |             |         |           |   |          |    |  |              |     |          |         |
| Quaking Aspen  | 55                                      | Pole/Sapling    | 6     | 37        |                    |              |   |                |         |            |     |     |                    |         |              |      |             |           |               |              |     |              |             |              |              |             |    |               |    |    |              |        |          |         |                |    |          |    |  |               |        |             |         |           |   |          |    |  |              |     |          |         |
| Red Maple  | 23                                      | Pole/Sapling    | 5     |           |                    |              |   |                |         |            |     |     |                    |         |              |      |             |           |               |              |     |              |             |              |              |             |    |               |    |    |              |        |          |         |                |    |          |    |  |               |        |             |         |           |   |          |    |  |              |     |          |         |
| Paper Birch  | 10                                      | Pole/Sapling    | 5     |           |                    |              |   |                |         |            |     |     |                    |         |              |      |             |           |               |              |     |              |             |              |              |             |    |               |    |    |              |        |          |         |                |    |          |    |  |               |        |             |         |           |   |          |    |  |              |     |          |         |



| Stand  | Level 4 Cover Type                      | Size Density    | Acres   | Stand Age  | BA Range    | Managed Site | General Comments   |    |              |   |    |                      |    |              |    |    |   |    |                    |         |             |  |              |                    |          |             |   |              |                    |              |             |            |            |          |              |         |            |        |          |         |              |     |              |         |  |  |  |  |
|--|---|-----------------|---------|------------|-------------|--------------|--|----|--------------|---|----|----------------------|----|--------------|----|----|---|----|--------------------|---------|-------------|--|--------------|--------------------|----------|-------------|---|--------------|--------------------|--------------|-------------|------------|------------|----------|--------------|---------|------------|--------|----------|---------|--------------|-----|--------------|---------|--|--|--|--|
| <b>46</b>  | 4130 - Aspen                            | Poletimber Well | 3.4     | 38         | Unspecified | N/A          | Small acreage aspen stand. 1981. Slightly older than aspen pole stand adjacent to the east.  |    |              |   |    |                      |    |              |    |    |   |    |                    |         |             |  |              |                    |          |             |   |              |                    |              |             |            |            |          |              |         |            |        |          |         |              |     |              |         |  |  |  |  |
| <table border="1"> <thead> <tr> <th>Canopy Species</th> <th>% Cover</th> <th>Size Class</th> <th>DBH</th> <th>Age</th> </tr> </thead> <tbody> <tr> <td>Bigtooth Aspen</td> <td>70</td> <td>Pole/Log</td> <td>9</td> <td>38</td> </tr> <tr> <td>Red Maple</td> <td>20</td> <td>Pole</td> <td>8</td> <td></td> </tr> <tr> <td>Sugar Maple</td> <td>10</td> <td>Log/Pole</td> <td>10</td> <td></td> </tr> </tbody> </table>   |   | Canopy Species  | % Cover | Size Class | DBH         | Age          | Bigtooth Aspen   | 70 | Pole/Log     | 9 | 38 | Red Maple            | 20 | Pole         | 8  |    | Sugar Maple   | 10 | Log/Pole           | 10      |             | <table border="1"> <thead> <tr> <th>Sub-Canopy Species</th> <th>Density</th> <th>Avg. Height</th> <th>Size</th> </tr> </thead> <tbody> <tr> <td>Maple (spp.)</td> <td>Medium</td> <td>10 - 20 feet</td> <td>Sapling</td> </tr> <tr> <td>Balsam Fir</td> <td>Medium</td> <td>Variable</td> <td>Sapling</td> </tr> </tbody> </table> |              | Sub-Canopy Species | Density  | Avg. Height | Size  | Maple (spp.) | Medium             | 10 - 20 feet | Sapling     | Balsam Fir | Medium     | Variable | Sapling      |         |            |        |          |         |              |     |              |         |  |  |  |  |
| Canopy Species   | % Cover                                 | Size Class      | DBH     | Age        |             |              |  |    |              |   |    |                      |    |              |    |    |   |    |                    |         |             |  |              |                    |          |             |   |              |                    |              |             |            |            |          |              |         |            |        |          |         |              |     |              |         |  |  |  |  |
| Bigtooth Aspen   | 70                                      | Pole/Log        | 9       | 38         |             |              |  |    |              |   |    |                      |    |              |    |    |   |    |                    |         |             |  |              |                    |          |             |   |              |                    |              |             |            |            |          |              |         |            |        |          |         |              |     |              |         |  |  |  |  |
| Red Maple  | 20                                      | Pole            | 8       |            |             |              |  |    |              |   |    |                      |    |              |    |    |   |    |                    |         |             |  |              |                    |          |             |   |              |                    |              |             |            |            |          |              |         |            |        |          |         |              |     |              |         |  |  |  |  |
| Sugar Maple  | 10                                      | Log/Pole        | 10      |            |             |              |  |    |              |   |    |                      |    |              |    |    |   |    |                    |         |             |  |              |                    |          |             |   |              |                    |              |             |            |            |          |              |         |            |        |          |         |              |     |              |         |  |  |  |  |
| Sub-Canopy Species   | Density                                 | Avg. Height     | Size    |            |             |              |  |    |              |   |    |                      |    |              |    |    |   |    |                    |         |             |  |              |                    |          |             |   |              |                    |              |             |            |            |          |              |         |            |        |          |         |              |     |              |         |  |  |  |  |
| Maple (spp.)   | Medium                                  | 10 - 20 feet    | Sapling |            |             |              |  |    |              |   |    |                      |    |              |    |    |   |    |                    |         |             |  |              |                    |          |             |   |              |                    |              |             |            |            |          |              |         |            |        |          |         |              |     |              |         |  |  |  |  |
| Balsam Fir   | Medium                                  | Variable        | Sapling |            |             |              |  |    |              |   |    |                      |    |              |    |    |   |    |                    |         |             |  |              |                    |          |             |   |              |                    |              |             |            |            |          |              |         |            |        |          |         |              |     |              |         |  |  |  |  |
| <b>47</b>  | 4130 - Aspen                            | Poletimber Well | 66.4    | 23         | 1-50        | N/A          | Aspen with some maple, cherry and white birch. Thick regeneration. Stand was cut in 1996. Stand has begun transitioning to a pole stand. Good amount of aspen, maple, cherry and birch still in 2-4 inch diameter classes.   |    |              |   |    |                      |    |              |    |    |   |    |                    |         |             |  |              |                    |          |             |   |              |                    |              |             |            |            |          |              |         |            |        |          |         |              |     |              |         |  |  |  |  |
| <table border="1"> <thead> <tr> <th>Canopy Species</th> <th>% Cover</th> <th>Size Class</th> <th>DBH</th> <th>Age</th> </tr> </thead> <tbody> <tr> <td>Quaking Aspen</td> <td>65</td> <td>Pole/Sapling</td> <td>5</td> <td>23</td> </tr> <tr> <td>Paper Birch</td> <td>10</td> <td>Sapling</td> <td>3</td> <td></td> </tr> <tr> <td>Red Maple</td> <td>15</td> <td>Sapling/Pole</td> <td>4</td> <td></td> </tr> <tr> <td>Black Cherry</td> <td>10</td> <td>Sapling</td> <td>3</td> <td></td> </tr> </tbody> </table> |   | Canopy Species  | % Cover | Size Class | DBH         | Age          | Quaking Aspen  | 65 | Pole/Sapling | 5 | 23 | Paper Birch          | 10 | Sapling      | 3  |    | Red Maple   | 15 | Sapling/Pole       | 4       |             | Black Cherry   | 10           | Sapling            | 3        |             | <table border="1"> <thead> <tr> <th>Sub-Canopy Species</th> <th>Density</th> <th>Avg. Height</th> <th>Size</th> </tr> </thead> <tbody> <tr> <td>Balsam Fir</td> <td>Medium</td> <td>Variable</td> <td>Sapling</td> </tr> </tbody> </table>  |              | Sub-Canopy Species | Density      | Avg. Height | Size       | Balsam Fir | Medium   | Variable     | Sapling |            |        |          |         |              |     |              |         |  |  |  |  |
| Canopy Species   | % Cover                                 | Size Class      | DBH     | Age        |             |              |  |    |              |   |    |                      |    |              |    |    |   |    |                    |         |             |  |              |                    |          |             |   |              |                    |              |             |            |            |          |              |         |            |        |          |         |              |     |              |         |  |  |  |  |
| Quaking Aspen  | 65                                      | Pole/Sapling    | 5       | 23         |             |              |  |    |              |   |    |                      |    |              |    |    |   |    |                    |         |             |  |              |                    |          |             |   |              |                    |              |             |            |            |          |              |         |            |        |          |         |              |     |              |         |  |  |  |  |
| Paper Birch  | 10                                      | Sapling         | 3       |            |             |              |  |    |              |   |    |                      |    |              |    |    |   |    |                    |         |             |  |              |                    |          |             |   |              |                    |              |             |            |            |          |              |         |            |        |          |         |              |     |              |         |  |  |  |  |
| Red Maple  | 15                                      | Sapling/Pole    | 4       |            |             |              |  |    |              |   |    |                      |    |              |    |    |   |    |                    |         |             |  |              |                    |          |             |   |              |                    |              |             |            |            |          |              |         |            |        |          |         |              |     |              |         |  |  |  |  |
| Black Cherry   | 10                                      | Sapling         | 3       |            |             |              |  |    |              |   |    |                      |    |              |    |    |   |    |                    |         |             |  |              |                    |          |             |   |              |                    |              |             |            |            |          |              |         |            |        |          |         |              |     |              |         |  |  |  |  |
| Sub-Canopy Species   | Density                                 | Avg. Height     | Size    |            |             |              |  |    |              |   |    |                      |    |              |    |    |   |    |                    |         |             |  |              |                    |          |             |   |              |                    |              |             |            |            |          |              |         |            |        |          |         |              |     |              |         |  |  |  |  |
| Balsam Fir   | Medium                                  | Variable        | Sapling |            |             |              |  |    |              |   |    |                      |    |              |    |    |   |    |                    |         |             |  |              |                    |          |             |   |              |                    |              |             |            |            |          |              |         |            |        |          |         |              |     |              |         |  |  |  |  |
| <b>48</b>  | 6122 - Black Spruce                     | Poletimber Well | 15.6    | 85         | 81-110      | N/A          | Mixed stand of spruce, tamarack, balsam poplar, balsam, white pine, some red maple and cedar. Pockets of dense spruce with tamarack. Component of aspen in areas. White pine and cedar on the "ridge" in the northeast part of the stand. Tamarack is dying out. Some mortality in some of the spruce. Low quality red maple. Wet ground, spongy.  |    |              |   |    |                      |    |              |    |    |   |    |                    |         |             |  |              |                    |          |             |   |              |                    |              |             |            |            |          |              |         |            |        |          |         |              |     |              |         |  |  |  |  |
| <table border="1"> <thead> <tr> <th>Canopy Species</th> <th>% Cover</th> <th>Size Class</th> <th>DBH</th> <th>Age</th> </tr> </thead> <tbody> <tr> <td>Black Spruce</td> <td>55</td> <td>Pole</td> <td>9</td> <td>85</td> </tr> <tr> <td>Northern White Cedar</td> <td>10</td> <td>Log/Pole</td> <td>12</td> <td></td> </tr> <tr> <td>Balsam Fir</td> <td>10</td> <td>Pole</td> <td>8</td> <td></td> </tr> <tr> <td>Balsam Poplar</td> <td>10</td> <td>Log/Pole</td> <td>10</td> <td></td> </tr> </tbody> </table>   |   | Canopy Species  | % Cover | Size Class | DBH         | Age          | Black Spruce   | 55 | Pole         | 9 | 85 | Northern White Cedar | 10 | Log/Pole     | 12 |    | Balsam Fir  | 10 | Pole               | 8       |             | Balsam Poplar  | 10           | Log/Pole           | 10       |             | <table border="1"> <thead> <tr> <th>Sub-Canopy Species</th> <th>Density</th> <th>Avg. Height</th> <th>Size</th> </tr> </thead> <tbody> <tr> <td>Red Maple</td> <td>Low</td> <td>10 - 20 feet</td> <td>Sapling</td> </tr> <tr> <td>Balsam Fir</td> <td>Medium</td> <td>Variable</td> <td>Sapling</td> </tr> <tr> <td>Black Spruce</td> <td>Low</td> <td>10 - 20 feet</td> <td>Sapling</td> </tr> </tbody> </table> |              | Sub-Canopy Species | Density      | Avg. Height | Size       | Red Maple  | Low      | 10 - 20 feet | Sapling | Balsam Fir | Medium | Variable | Sapling | Black Spruce | Low | 10 - 20 feet | Sapling |  |  |  |  |
| Canopy Species   | % Cover                                 | Size Class      | DBH     | Age        |             |              |  |    |              |   |    |                      |    |              |    |    |   |    |                    |         |             |  |              |                    |          |             |   |              |                    |              |             |            |            |          |              |         |            |        |          |         |              |     |              |         |  |  |  |  |
| Black Spruce   | 55                                      | Pole            | 9       | 85         |             |              |  |    |              |   |    |                      |    |              |    |    |   |    |                    |         |             |  |              |                    |          |             |   |              |                    |              |             |            |            |          |              |         |            |        |          |         |              |     |              |         |  |  |  |  |
| Northern White Cedar   | 10                                      | Log/Pole        | 12      |            |             |              |  |    |              |   |    |                      |    |              |    |    |   |    |                    |         |             |  |              |                    |          |             |   |              |                    |              |             |            |            |          |              |         |            |        |          |         |              |     |              |         |  |  |  |  |
| Balsam Fir   | 10                                      | Pole            | 8       |            |             |              |  |    |              |   |    |                      |    |              |    |    |   |    |                    |         |             |  |              |                    |          |             |   |              |                    |              |             |            |            |          |              |         |            |        |          |         |              |     |              |         |  |  |  |  |
| Balsam Poplar  | 10                                      | Log/Pole        | 10      |            |             |              |  |    |              |   |    |                      |    |              |    |    |   |    |                    |         |             |  |              |                    |          |             |   |              |                    |              |             |            |            |          |              |         |            |        |          |         |              |     |              |         |  |  |  |  |
| Sub-Canopy Species   | Density                                 | Avg. Height     | Size    |            |             |              |  |    |              |   |    |                      |    |              |    |    |   |    |                    |         |             |  |              |                    |          |             |   |              |                    |              |             |            |            |          |              |         |            |        |          |         |              |     |              |         |  |  |  |  |
| Red Maple  | Low                                     | 10 - 20 feet    | Sapling |            |             |              |  |    |              |   |    |                      |    |              |    |    |   |    |                    |         |             |  |              |                    |          |             |   |              |                    |              |             |            |            |          |              |         |            |        |          |         |              |     |              |         |  |  |  |  |
| Balsam Fir   | Medium                                  | Variable        | Sapling |            |             |              |  |    |              |   |    |                      |    |              |    |    |   |    |                    |         |             |  |              |                    |          |             |   |              |                    |              |             |            |            |          |              |         |            |        |          |         |              |     |              |         |  |  |  |  |
| Black Spruce   | Low                                     | 10 - 20 feet    | Sapling |            |             |              |  |    |              |   |    |                      |    |              |    |    |   |    |                    |         |             |  |              |                    |          |             |   |              |                    |              |             |            |            |          |              |         |            |        |          |         |              |     |              |         |  |  |  |  |
| <b>51</b>  | 4112 - Maple, Beech, Cherry Association | Poletimber Well | 275.9   | 90         | 111-140     | N/A          | Mostly a red maple stand with hard maple and a cherry and yellow birch component. More red maple and lower quality than adjacent stands. Pockets of spruce and balsam. M5 pockets. Large diameter pulp throughout. Stand has lots of variation. West half of the stand seems to be slightly better quality and higher BA. East half has more of the balsam pockets and lower quality maple. Open canopy in some areas. |    |              |   |    |                      |    |              |    |    |   |    |                    |         |             |  |              |                    |          |             |   |              |                    |              |             |            |            |          |              |         |            |        |          |         |              |     |              |         |  |  |  |  |
| <table border="1"> <thead> <tr> <th>Canopy Species</th> <th>% Cover</th> <th>Size Class</th> <th>DBH</th> <th>Age</th> </tr> </thead> <tbody> <tr> <td>Sugar Maple</td> <td>25</td> <td>Pole/Log</td> <td>9</td> <td></td> </tr> <tr> <td>Red Maple</td> <td>65</td> <td>Pole/Log</td> <td>9</td> <td>90</td> </tr> </tbody> </table>  |   | Canopy Species  | % Cover | Size Class | DBH         | Age          | Sugar Maple  | 25 | Pole/Log     | 9 |    | Red Maple            | 65 | Pole/Log     | 9  | 90 | <table border="1"> <thead> <tr> <th>Sub-Canopy Species</th> <th>Density</th> <th>Avg. Height</th> <th>Size</th> </tr> </thead> <tbody> <tr> <td>Maple (spp.)</td> <td>Low</td> <td>Variable</td> <td>Sapling</td> </tr> <tr> <td>Balsam Fir</td> <td>Low</td> <td>Variable</td> <td>Sapling</td> </tr> </tbody> </table>        |    | Sub-Canopy Species | Density | Avg. Height | Size   | Maple (spp.) | Low                | Variable | Sapling     | Balsam Fir  | Low          | Variable           | Sapling      |             |            |            |          |              |         |            |        |          |         |              |     |              |         |  |  |  |  |
| Canopy Species   | % Cover                                 | Size Class      | DBH     | Age        |             |              |  |    |              |   |    |                      |    |              |    |    |   |    |                    |         |             |  |              |                    |          |             |   |              |                    |              |             |            |            |          |              |         |            |        |          |         |              |     |              |         |  |  |  |  |
| Sugar Maple  | 25                                      | Pole/Log        | 9       |            |             |              |  |    |              |   |    |                      |    |              |    |    |   |    |                    |         |             |  |              |                    |          |             |   |              |                    |              |             |            |            |          |              |         |            |        |          |         |              |     |              |         |  |  |  |  |
| Red Maple  | 65                                      | Pole/Log        | 9       | 90         |             |              |  |    |              |   |    |                      |    |              |    |    |   |    |                    |         |             |  |              |                    |          |             |   |              |                    |              |             |            |            |          |              |         |            |        |          |         |              |     |              |         |  |  |  |  |
| Sub-Canopy Species   | Density                                 | Avg. Height     | Size    |            |             |              |  |    |              |   |    |                      |    |              |    |    |   |    |                    |         |             |  |              |                    |          |             |   |              |                    |              |             |            |            |          |              |         |            |        |          |         |              |     |              |         |  |  |  |  |
| Maple (spp.)   | Low                                     | Variable        | Sapling |            |             |              |  |    |              |   |    |                      |    |              |    |    |   |    |                    |         |             |  |              |                    |          |             |   |              |                    |              |             |            |            |          |              |         |            |        |          |         |              |     |              |         |  |  |  |  |
| Balsam Fir   | Low                                     | Variable        | Sapling |            |             |              |  |    |              |   |    |                      |    |              |    |    |   |    |                    |         |             |  |              |                    |          |             |   |              |                    |              |             |            |            |          |              |         |            |        |          |         |              |     |              |         |  |  |  |  |
| <b>52</b>  | 4113 - R.Maple, Conifer                 | Poletimber Well | 16.6    | 50         | 51-80       | N/A          | Short trees, 2-3 sticks. Lower quality red maple, small diameters. Balsam component. Nice pocket with conifer within large hardwood complex.   |    |              |   |    |                      |    |              |    |    |   |    |                    |         |             |  |              |                    |          |             |   |              |                    |              |             |            |            |          |              |         |            |        |          |         |              |     |              |         |  |  |  |  |
| <table border="1"> <thead> <tr> <th>Canopy Species</th> <th>% Cover</th> <th>Size Class</th> <th>DBH</th> <th>Age</th> </tr> </thead> <tbody> <tr> <td>Red Maple</td> <td>75</td> <td>Pole</td> <td>8</td> <td>50</td> </tr> <tr> <td>Balsam Fir</td> <td>25</td> <td>Pole/Sapling</td> <td>7</td> <td></td> </tr> </tbody> </table>   |   | Canopy Species  | % Cover | Size Class | DBH         | Age          | Red Maple  | 75 | Pole         | 8 | 50 | Balsam Fir           | 25 | Pole/Sapling | 7  |    | <table border="1"> <thead> <tr> <th>Sub-Canopy Species</th> <th>Density</th> <th>Avg. Height</th> <th>Size</th> </tr> </thead> <tbody> <tr> <td>Balsam Fir</td> <td>Medium</td> <td>Variable</td> <td>Sapling</td> </tr> <tr> <td>Maple (spp.)</td> <td>Low</td> <td>10 - 20 feet</td> <td>Sapling</td> </tr> </tbody> </table> |    | Sub-Canopy Species | Density | Avg. Height | Size   | Balsam Fir   | Medium             | Variable | Sapling     | Maple (spp.)  | Low          | 10 - 20 feet       | Sapling      |             |            |            |          |              |         |            |        |          |         |              |     |              |         |  |  |  |  |
| Canopy Species   | % Cover                                 | Size Class      | DBH     | Age        |             |              |  |    |              |   |    |                      |    |              |    |    |   |    |                    |         |             |  |              |                    |          |             |   |              |                    |              |             |            |            |          |              |         |            |        |          |         |              |     |              |         |  |  |  |  |
| Red Maple  | 75                                      | Pole            | 8       | 50         |             |              |  |    |              |   |    |                      |    |              |    |    |   |    |                    |         |             |  |              |                    |          |             |   |              |                    |              |             |            |            |          |              |         |            |        |          |         |              |     |              |         |  |  |  |  |
| Balsam Fir   | 25                                      | Pole/Sapling    | 7       |            |             |              |  |    |              |   |    |                      |    |              |    |    |   |    |                    |         |             |  |              |                    |          |             |   |              |                    |              |             |            |            |          |              |         |            |        |          |         |              |     |              |         |  |  |  |  |
| Sub-Canopy Species   | Density                                 | Avg. Height     | Size    |            |             |              |  |    |              |   |    |                      |    |              |    |    |   |    |                    |         |             |  |              |                    |          |             |   |              |                    |              |             |            |            |          |              |         |            |        |          |         |              |     |              |         |  |  |  |  |
| Balsam Fir   | Medium                                  | Variable        | Sapling |            |             |              |  |    |              |   |    |                      |    |              |    |    |   |    |                    |         |             |  |              |                    |          |             |   |              |                    |              |             |            |            |          |              |         |            |        |          |         |              |     |              |         |  |  |  |  |
| Maple (spp.)   | Low                                     | 10 - 20 feet    | Sapling |            |             |              |  |    |              |   |    |                      |    |              |    |    |   |    |                    |         |             |  |              |                    |          |             |   |              |                    |              |             |            |            |          |              |         |            |        |          |         |              |     |              |         |  |  |  |  |



| Stand  | Level 4 Cover Type                      | Size Density    | Acres   | Stand Age  | BA Range | Managed Site | General Comments  |    |          |    |    |            |    |              |   |  |  |    |                    |         |             |      |              |        |          |         |              |        |             |         |               |        |          |         |  |  |  |  |
|--|---|-----------------|---------|------------|----------|--------------|---|----|----------|----|----|------------|----|--------------|---|--|--|----|--------------------|---------|-------------|------|--------------|--------|----------|---------|--------------|--------|-------------|---------|---------------|--------|----------|---------|--|--|--|--|
| 53   | 4112 - Maple, Beech, Cherry Association | Poletimber Well | 80.6    | 92         | 81-110   | N/A          | 2016: sale completed. 42-025-11-01, Arbutus Hardwoods. TCR 06/23/2015<br>The harvest resulted in good regeneration. Mix of species. Evidence of browse. Lots of 1-2 ft tall maple coming in under the more advanced regeneration. Lots of cherry regen in spots. Some areas of the stand were not thinned as heavily and regeneration is not a thick.<br><br>old notes: Mixed stand of hard maple and red maple with black cherry. Good quality in the 8-10 inch diam. Classes. Component of large diam. Beech and red maple (overmature). Lots of maple 4-6 inches in diameter. Quality ranges from good quality to low quality pockets. Stand borders private land to the north and east. Treat stand with a thinning. Remove lower quality trees. Favor good quality maple as residual where possible. Retain a component of all species. MO of northern hardwoods. Cutting restriction of October 1st - W/L - deer yard.  |    |          |    |    |            |    |              |   |  |  |    |                    |         |             |      |              |        |          |         |              |        |             |         |               |        |          |         |  |  |  |  |
| <table border="1"> <thead> <tr> <th>Canopy Species</th> <th>% Cover</th> <th>Size Class</th> <th>DBH</th> <th>Age</th> </tr> </thead> <tbody> <tr> <td>Sugar Maple</td> <td>63</td> <td>Pole/Log</td> <td>9</td> <td>92</td> </tr> <tr> <td>Red Maple</td> <td>25</td> <td>Pole/Log</td> <td>9</td> <td></td> </tr> <tr> <td>Black Cherry</td> <td>10</td> <td>Log/Pole</td> <td>10</td> <td></td> </tr> </tbody> </table> |   | Canopy Species  | % Cover | Size Class | DBH      | Age          | Sugar Maple   | 63 | Pole/Log | 9  | 92 | Red Maple  | 25 | Pole/Log     | 9 |  | Black Cherry   | 10 | Log/Pole           | 10      |             |      |              |        |          |         |              |        |             |         |               |        |          |         |  |  |  |  |
| Canopy Species   | % Cover                                 | Size Class      | DBH     | Age        |          |              |   |    |          |    |    |            |    |              |   |  |  |    |                    |         |             |      |              |        |          |         |              |        |             |         |               |        |          |         |  |  |  |  |
| Sugar Maple  | 63                                      | Pole/Log        | 9       | 92         |          |              |   |    |          |    |    |            |    |              |   |  |  |    |                    |         |             |      |              |        |          |         |              |        |             |         |               |        |          |         |  |  |  |  |
| Red Maple  | 25                                      | Pole/Log        | 9       |            |          |              |   |    |          |    |    |            |    |              |   |  |  |    |                    |         |             |      |              |        |          |         |              |        |             |         |               |        |          |         |  |  |  |  |
| Black Cherry   | 10                                      | Log/Pole        | 10      |            |          |              |   |    |          |    |    |            |    |              |   |  |  |    |                    |         |             |      |              |        |          |         |              |        |             |         |               |        |          |         |  |  |  |  |
| 54   | 4113 - R.Maple, Conifer                 | Poletimber Well | 10.3    | 40         | 51-80    | N/A          | Lower quality red maple, small diameters, short heights. Balsam component. Nice conifer pockets within large hardwood complex.  |    |          |    |    |            |    |              |   |  |  |    |                    |         |             |      |              |        |          |         |              |        |             |         |               |        |          |         |  |  |  |  |
| <table border="1"> <thead> <tr> <th>Canopy Species</th> <th>% Cover</th> <th>Size Class</th> <th>DBH</th> <th>Age</th> </tr> </thead> <tbody> <tr> <td>Red Maple</td> <td>65</td> <td>Pole</td> <td>8</td> <td>40</td> </tr> <tr> <td>Balsam Fir</td> <td>35</td> <td>Pole/Sapling</td> <td>7</td> <td></td> </tr> </tbody> </table>   |   | Canopy Species  | % Cover | Size Class | DBH      | Age          | Red Maple   | 65 | Pole     | 8  | 40 | Balsam Fir | 35 | Pole/Sapling | 7 |  | <table border="1"> <thead> <tr> <th>Sub-Canopy Species</th> <th>Density</th> <th>Avg. Height</th> <th>Size</th> </tr> </thead> <tbody> <tr> <td>Balsam Fir</td> <td>High</td> <td>Variable</td> <td>Sapling</td> </tr> <tr> <td>Maple (spp.)</td> <td>Low</td> <td>Variable</td> <td>Sapling</td> </tr> </tbody> </table>  |    | Sub-Canopy Species | Density | Avg. Height | Size | Balsam Fir   | High   | Variable | Sapling | Maple (spp.) | Low    | Variable    | Sapling |               |        |          |         |  |  |  |  |
| Canopy Species   | % Cover                                 | Size Class      | DBH     | Age        |          |              |   |    |          |    |    |            |    |              |   |  |  |    |                    |         |             |      |              |        |          |         |              |        |             |         |               |        |          |         |  |  |  |  |
| Red Maple  | 65                                      | Pole            | 8       | 40         |          |              |   |    |          |    |    |            |    |              |   |  |  |    |                    |         |             |      |              |        |          |         |              |        |             |         |               |        |          |         |  |  |  |  |
| Balsam Fir   | 35                                      | Pole/Sapling    | 7       |            |          |              |   |    |          |    |    |            |    |              |   |  |  |    |                    |         |             |      |              |        |          |         |              |        |             |         |               |        |          |         |  |  |  |  |
| Sub-Canopy Species   | Density                                 | Avg. Height     | Size    |            |          |              |   |    |          |    |    |            |    |              |   |  |  |    |                    |         |             |      |              |        |          |         |              |        |             |         |               |        |          |         |  |  |  |  |
| Balsam Fir   | High                                    | Variable        | Sapling |            |          |              |   |    |          |    |    |            |    |              |   |  |  |    |                    |         |             |      |              |        |          |         |              |        |             |         |               |        |          |         |  |  |  |  |
| Maple (spp.)   | Low                                     | Variable        | Sapling |            |          |              |   |    |          |    |    |            |    |              |   |  |  |    |                    |         |             |      |              |        |          |         |              |        |             |         |               |        |          |         |  |  |  |  |
| 55   | 4110 - Sugar Maple Association          | Poletimber Well | 43.7    | 92         | 81-110   | N/A          | Stand was cut via selection harvest as sale 42-025-11-01, Arbutus Hardwoods. TCR 06/23/2015. Average diameter of the stand is 9-10 inches, primarily hard maple with red maple. Good regeneration from the harvest. Stump sprouts 5-10 ft tall. Regeneration of cherry, beech, maple. Lots of 1 ft tall maple coming in under the taller regen/understory.<br><br>Old notes: Smaller diameter maple stand. Hard maple with red maple and a component of YB, BI Ch, and Beech. Beech is dying out. Thick BA. Good quality and form in the 8-9 inch maple. Larger maple is showing decline, seams, rot. Treat stand with a thinning. Favor good quality maple poles as residual. Leave a component of all species. MO of northern hardwoods. 99 = YB, BI Ch and Beech. Cutting restriction of October 1st - W/L - deer yard.  |    |          |    |    |            |    |              |   |  |  |    |                    |         |             |      |              |        |          |         |              |        |             |         |               |        |          |         |  |  |  |  |
| <table border="1"> <thead> <tr> <th>Canopy Species</th> <th>% Cover</th> <th>Size Class</th> <th>DBH</th> <th>Age</th> </tr> </thead> <tbody> <tr> <td>Sugar Maple</td> <td>80</td> <td>Pole/Log</td> <td>9</td> <td>92</td> </tr> <tr> <td>Red Maple</td> <td>15</td> <td>Pole</td> <td>9</td> <td></td> </tr> </tbody> </table>  |   | Canopy Species  | % Cover | Size Class | DBH      | Age          | Sugar Maple   | 80 | Pole/Log | 9  | 92 | Red Maple  | 15 | Pole         | 9 |  | <table border="1"> <thead> <tr> <th>Sub-Canopy Species</th> <th>Density</th> <th>Avg. Height</th> <th>Size</th> </tr> </thead> <tbody> <tr> <td>Maple (spp.)</td> <td>Medium</td> <td>Variable</td> <td>Sapling</td> </tr> <tr> <td>Beech</td> <td>Medium</td> <td>5 - 10 feet</td> <td>Sapling</td> </tr> <tr> <td>Cherry (spp.)</td> <td>Medium</td> <td>Variable</td> <td>Sapling</td> </tr> </tbody> </table>      |    | Sub-Canopy Species | Density | Avg. Height | Size | Maple (spp.) | Medium | Variable | Sapling | Beech        | Medium | 5 - 10 feet | Sapling | Cherry (spp.) | Medium | Variable | Sapling |  |  |  |  |
| Canopy Species   | % Cover                                 | Size Class      | DBH     | Age        |          |              |   |    |          |    |    |            |    |              |   |  |  |    |                    |         |             |      |              |        |          |         |              |        |             |         |               |        |          |         |  |  |  |  |
| Sugar Maple  | 80                                      | Pole/Log        | 9       | 92         |          |              |   |    |          |    |    |            |    |              |   |  |  |    |                    |         |             |      |              |        |          |         |              |        |             |         |               |        |          |         |  |  |  |  |
| Red Maple  | 15                                      | Pole            | 9       |            |          |              |   |    |          |    |    |            |    |              |   |  |  |    |                    |         |             |      |              |        |          |         |              |        |             |         |               |        |          |         |  |  |  |  |
| Sub-Canopy Species   | Density                                 | Avg. Height     | Size    |            |          |              |   |    |          |    |    |            |    |              |   |  |  |    |                    |         |             |      |              |        |          |         |              |        |             |         |               |        |          |         |  |  |  |  |
| Maple (spp.)   | Medium                                  | Variable        | Sapling |            |          |              |   |    |          |    |    |            |    |              |   |  |  |    |                    |         |             |      |              |        |          |         |              |        |             |         |               |        |          |         |  |  |  |  |
| Beech  | Medium                                  | 5 - 10 feet     | Sapling |            |          |              |   |    |          |    |    |            |    |              |   |  |  |    |                    |         |             |      |              |        |          |         |              |        |             |         |               |        |          |         |  |  |  |  |
| Cherry (spp.)  | Medium                                  | Variable        | Sapling |            |          |              |   |    |          |    |    |            |    |              |   |  |  |    |                    |         |             |      |              |        |          |         |              |        |             |         |               |        |          |         |  |  |  |  |
| 56   | 4110 - Sugar Maple Association          | Poletimber Well | 57.8    | 92         | 81-110   | N/A          | Stand was cut via selection harvest as sale 42-025-11-01, Arbutus Hardwoods. TCR 06/23/2015. Average diameter of the stand is 9-10 inches, primarily hard maple with red maple. Areas of larger diameters left after harvest, good quality. Good regeneration from the harvest. Stump sprouts 5-10 ft tall. Regeneration of cherry, beech, maple. Lots of 1 ft tall maple coming in under the taller regen/understory.<br><br>old notes: Hard maple stand with black cherr and red maple. Small diameters in the north end (thick 4-6 inch). Pockets of M9. Good quality throughout the stand. Best quality and form is in the 8-10 inch class and small sawlog hard maple. Slightly rolling topography with knobs. Good black cherry component. Snowmobile trail runs east/west through the stand. Treat the stand with a thinning. Remove lower quality trees and reduce BA. Retain a component of all species. Favor good quality hard maple were possible. MO of northern hardwoods. Cutting restriction of October 1st - W/L - deer yard |    |          |    |    |            |    |              |   |  |  |    |                    |         |             |      |              |        |          |         |              |        |             |         |               |        |          |         |  |  |  |  |
| <table border="1"> <thead> <tr> <th>Canopy Species</th> <th>% Cover</th> <th>Size Class</th> <th>DBH</th> <th>Age</th> </tr> </thead> <tbody> <tr> <td>Sugar Maple</td> <td>75</td> <td>Log/Pole</td> <td>10</td> <td>92</td> </tr> <tr> <td>Red Maple</td> <td>20</td> <td>Pole/Log</td> <td>9</td> <td></td> </tr> </tbody> </table>   |   | Canopy Species  | % Cover | Size Class | DBH      | Age          | Sugar Maple   | 75 | Log/Pole | 10 | 92 | Red Maple  | 20 | Pole/Log     | 9 |  | <table border="1"> <thead> <tr> <th>Sub-Canopy Species</th> <th>Density</th> <th>Avg. Height</th> <th>Size</th> </tr> </thead> <tbody> <tr> <td>Maple (spp.)</td> <td>Medium</td> <td>Variable</td> <td>Sapling</td> </tr> <tr> <td>Maple (spp.)</td> <td>High</td> <td>&lt; 5 feet</td> <td>Seeding</td> </tr> <tr> <td>Cherry (spp.)</td> <td>Medium</td> <td>Variable</td> <td>Sapling</td> </tr> </tbody> </table> |    | Sub-Canopy Species | Density | Avg. Height | Size | Maple (spp.) | Medium | Variable | Sapling | Maple (spp.) | High   | < 5 feet    | Seeding | Cherry (spp.) | Medium | Variable | Sapling |  |  |  |  |
| Canopy Species   | % Cover                                 | Size Class      | DBH     | Age        |          |              |   |    |          |    |    |            |    |              |   |  |  |    |                    |         |             |      |              |        |          |         |              |        |             |         |               |        |          |         |  |  |  |  |
| Sugar Maple  | 75                                      | Log/Pole        | 10      | 92         |          |              |   |    |          |    |    |            |    |              |   |  |  |    |                    |         |             |      |              |        |          |         |              |        |             |         |               |        |          |         |  |  |  |  |
| Red Maple  | 20                                      | Pole/Log        | 9       |            |          |              |   |    |          |    |    |            |    |              |   |  |  |    |                    |         |             |      |              |        |          |         |              |        |             |         |               |        |          |         |  |  |  |  |
| Sub-Canopy Species   | Density                                 | Avg. Height     | Size    |            |          |              |   |    |          |    |    |            |    |              |   |  |  |    |                    |         |             |      |              |        |          |         |              |        |             |         |               |        |          |         |  |  |  |  |
| Maple (spp.)   | Medium                                  | Variable        | Sapling |            |          |              |   |    |          |    |    |            |    |              |   |  |  |    |                    |         |             |      |              |        |          |         |              |        |             |         |               |        |          |         |  |  |  |  |
| Maple (spp.)   | High                                    | < 5 feet        | Seeding |            |          |              |   |    |          |    |    |            |    |              |   |  |  |    |                    |         |             |      |              |        |          |         |              |        |             |         |               |        |          |         |  |  |  |  |
| Cherry (spp.)  | Medium                                  | Variable        | Sapling |            |          |              |   |    |          |    |    |            |    |              |   |  |  |    |                    |         |             |      |              |        |          |         |              |        |             |         |               |        |          |         |  |  |  |  |





| Stand   | Level 4 Cover Type                      | Size Density      | Acres      | Stand Age  | BA Range    | Managed Site | General Comments  |    |               |    |     |                |    |               |    |  |   |    |                    |         |             |           |              |          |              |         |   |        |                    |            |               |        |            |         |  |         |              |        |          |         |       |     |          |         |            |     |          |         |              |     |             |         |                                       |  |  |  |
|---|---|-------------------|------------|------------|-------------|--------------|---|----|---------------|----|-----|----------------|----|---------------|----|--|---|----|--------------------|---------|-------------|-----------|--------------|----------|--------------|---------|---|--------|--------------------|------------|---------------|--------|------------|---------|--|---------|--------------|--------|----------|---------|-------|-----|----------|---------|------------|-----|----------|---------|--------------|-----|-------------|---------|---------------------------------------|--|--|--|
| <b>57</b>   | 4137 - Aspen, Birch                     | Sapling Well      | 31.0       | 37         | Unspecified | N/A          | Aspen with white birch. White birch along edges of old road through stand. Residual white pine and hemlock. Wet in spots. A3/P3.  |    |               |    |     |                |    |               |    |  |   |    |                    |         |             |           |              |          |              |         |   |        |                    |            |               |        |            |         |  |         |              |        |          |         |       |     |          |         |            |     |          |         |              |     |             |         |                                       |  |  |  |
| <table border="1"> <thead> <tr> <th>Canopy Species</th> <th>% Cover</th> <th>Size Class</th> <th>DBH</th> <th>Age</th> </tr> </thead> <tbody> <tr> <td>Quaking Aspen</td> <td>55</td> <td>Sapling</td> <td>4</td> <td>37</td> </tr> <tr> <td>Paper Birch</td> <td>30</td> <td>Sapling</td> <td>4</td> <td></td> </tr> <tr> <td>Red Maple</td> <td>13</td> <td>Sapling</td> <td>4</td> <td></td> </tr> </tbody> </table>   |   | Canopy Species    | % Cover    | Size Class | DBH         | Age          | Quaking Aspen   | 55 | Sapling       | 4  | 37  | Paper Birch    | 30 | Sapling       | 4  |  | Red Maple   | 13 | Sapling            | 4       |             |           |              |          |              |         |   |        |                    |            |               |        |            |         |  |         |              |        |          |         |       |     |          |         |            |     |          |         |              |     |             |         |                                       |  |  |  |
| Canopy Species  | % Cover                                 | Size Class        | DBH        | Age        |             |              |   |    |               |    |     |                |    |               |    |  |   |    |                    |         |             |           |              |          |              |         |   |        |                    |            |               |        |            |         |  |         |              |        |          |         |       |     |          |         |            |     |          |         |              |     |             |         |                                       |  |  |  |
| Quaking Aspen   | 55                                      | Sapling           | 4          | 37         |             |              |   |    |               |    |     |                |    |               |    |  |   |    |                    |         |             |           |              |          |              |         |   |        |                    |            |               |        |            |         |  |         |              |        |          |         |       |     |          |         |            |     |          |         |              |     |             |         |                                       |  |  |  |
| Paper Birch   | 30                                      | Sapling           | 4          |            |             |              |   |    |               |    |     |                |    |               |    |  |   |    |                    |         |             |           |              |          |              |         |   |        |                    |            |               |        |            |         |  |         |              |        |          |         |       |     |          |         |            |     |          |         |              |     |             |         |                                       |  |  |  |
| Red Maple   | 13                                      | Sapling           | 4          |            |             |              |   |    |               |    |     |                |    |               |    |  |   |    |                    |         |             |           |              |          |              |         |   |        |                    |            |               |        |            |         |  |         |              |        |          |         |       |     |          |         |            |     |          |         |              |     |             |         |                                       |  |  |  |
| <b>58</b>   | 6122 - Black Spruce                     | Poletimber Medium | 2.5        | 50         | Unspecified | N/A          | Small diameter spruce on bog ground.  |    |               |    |     |                |    |               |    |  |   |    |                    |         |             |           |              |          |              |         |   |        |                    |            |               |        |            |         |  |         |              |        |          |         |       |     |          |         |            |     |          |         |              |     |             |         |                                       |  |  |  |
| <b>59</b>   | 42290 - Natural Mixed Pine              | Sawtimber Well    | 38.1       | 105        | 141-170     | N/A          | Nice tall white pine with red pine, spruce, maple. Large diameter and tall white pine throughout. Good component of large diameter red pine. mature, large diameter aspen showing signs of decline and mortality. Low quality red maple poles and large diameter pulp. White birch and black spruce poles. Pockets with hemlock mixed in. Small diameters near stand edges. More spruce and balsam near stand edges. More of a Q6 (WP RM Asp Hem) in very north end. Hold for 10 years due to amount of harvesting in the area. May lose some of the aspen component to mortality.  |    |               |    |     |                |    |               |    |  |   |    |                    |         |             |           |              |          |              |         |   |        |                    |            |               |        |            |         |  |         |              |        |          |         |       |     |          |         |            |     |          |         |              |     |             |         |                                       |  |  |  |
| <table border="1"> <thead> <tr> <th>Canopy Species</th> <th>% Cover</th> <th>Size Class</th> <th>DBH</th> <th>Age</th> </tr> </thead> <tbody> <tr> <td>White Pine</td> <td>55</td> <td>Log/XLog/Pole</td> <td>16</td> <td>105</td> </tr> <tr> <td>Bigtooth Aspen</td> <td>10</td> <td>Log/Pole</td> <td>14</td> <td></td> </tr> <tr> <td>Red Pine</td> <td>15</td> <td>Log/Pole/XLog</td> <td>16</td> <td></td> </tr> <tr> <td>Red Maple</td> <td>10</td> <td>Log/Pole</td> <td>12</td> <td></td> </tr> </tbody> </table> |   | Canopy Species    | % Cover    | Size Class | DBH         | Age          | White Pine  | 55 | Log/XLog/Pole | 16 | 105 | Bigtooth Aspen | 10 | Log/Pole      | 14 |  | Red Pine  | 15 | Log/Pole/XLog      | 16      |             | Red Maple | 10           | Log/Pole | 12           |         | <table border="1"> <thead> <tr> <th>Sub-Canopy Species</th> <th>Density</th> <th>Avg. Height</th> <th>Size</th> </tr> </thead> <tbody> <tr> <td>Balsam Fir</td> <td>High</td> <td>10 - 20 feet</td> <td>Sapling</td> </tr> <tr> <td>Maple (spp.)</td> <td>Medium</td> <td>Variable</td> <td>Sapling</td> </tr> <tr> <td>Beech</td> <td>Low</td> <td>Variable</td> <td>Sapling</td> </tr> <tr> <td>White Pine</td> <td>Low</td> <td>Variable</td> <td>Sapling</td> </tr> <tr> <td>Black Spruce</td> <td>Low</td> <td>5 - 10 feet</td> <td>Sapling</td> </tr> </tbody> </table> |        | Sub-Canopy Species | Density    | Avg. Height   | Size   | Balsam Fir | High    | 10 - 20 feet   | Sapling | Maple (spp.) | Medium | Variable | Sapling | Beech | Low | Variable | Sapling | White Pine | Low | Variable | Sapling | Black Spruce | Low | 5 - 10 feet | Sapling | Soil = Augres-Dawson-Rubicon complex. |  |  |  |
| Canopy Species  | % Cover                                 | Size Class        | DBH        | Age        |             |              |   |    |               |    |     |                |    |               |    |  |   |    |                    |         |             |           |              |          |              |         |   |        |                    |            |               |        |            |         |  |         |              |        |          |         |       |     |          |         |            |     |          |         |              |     |             |         |                                       |  |  |  |
| White Pine  | 55                                      | Log/XLog/Pole     | 16         | 105        |             |              |   |    |               |    |     |                |    |               |    |  |   |    |                    |         |             |           |              |          |              |         |   |        |                    |            |               |        |            |         |  |         |              |        |          |         |       |     |          |         |            |     |          |         |              |     |             |         |                                       |  |  |  |
| Bigtooth Aspen  | 10                                      | Log/Pole          | 14         |            |             |              |   |    |               |    |     |                |    |               |    |  |   |    |                    |         |             |           |              |          |              |         |   |        |                    |            |               |        |            |         |  |         |              |        |          |         |       |     |          |         |            |     |          |         |              |     |             |         |                                       |  |  |  |
| Red Pine  | 15                                      | Log/Pole/XLog     | 16         |            |             |              |   |    |               |    |     |                |    |               |    |  |   |    |                    |         |             |           |              |          |              |         |   |        |                    |            |               |        |            |         |  |         |              |        |          |         |       |     |          |         |            |     |          |         |              |     |             |         |                                       |  |  |  |
| Red Maple   | 10                                      | Log/Pole          | 12         |            |             |              |   |    |               |    |     |                |    |               |    |  |   |    |                    |         |             |           |              |          |              |         |   |        |                    |            |               |        |            |         |  |         |              |        |          |         |       |     |          |         |            |     |          |         |              |     |             |         |                                       |  |  |  |
| Sub-Canopy Species  | Density                                 | Avg. Height       | Size       |            |             |              |   |    |               |    |     |                |    |               |    |  |   |    |                    |         |             |           |              |          |              |         |   |        |                    |            |               |        |            |         |  |         |              |        |          |         |       |     |          |         |            |     |          |         |              |     |             |         |                                       |  |  |  |
| Balsam Fir  | High                                    | 10 - 20 feet      | Sapling    |            |             |              |   |    |               |    |     |                |    |               |    |  |   |    |                    |         |             |           |              |          |              |         |   |        |                    |            |               |        |            |         |  |         |              |        |          |         |       |     |          |         |            |     |          |         |              |     |             |         |                                       |  |  |  |
| Maple (spp.)  | Medium                                  | Variable          | Sapling    |            |             |              |   |    |               |    |     |                |    |               |    |  |   |    |                    |         |             |           |              |          |              |         |   |        |                    |            |               |        |            |         |  |         |              |        |          |         |       |     |          |         |            |     |          |         |              |     |             |         |                                       |  |  |  |
| Beech   | Low                                     | Variable          | Sapling    |            |             |              |   |    |               |    |     |                |    |               |    |  |   |    |                    |         |             |           |              |          |              |         |   |        |                    |            |               |        |            |         |  |         |              |        |          |         |       |     |          |         |            |     |          |         |              |     |             |         |                                       |  |  |  |
| White Pine  | Low                                     | Variable          | Sapling    |            |             |              |   |    |               |    |     |                |    |               |    |  |   |    |                    |         |             |           |              |          |              |         |   |        |                    |            |               |        |            |         |  |         |              |        |          |         |       |     |          |         |            |     |          |         |              |     |             |         |                                       |  |  |  |
| Black Spruce  | Low                                     | 5 - 10 feet       | Sapling    |            |             |              |   |    |               |    |     |                |    |               |    |  |   |    |                    |         |             |           |              |          |              |         |   |        |                    |            |               |        |            |         |  |         |              |        |          |         |       |     |          |         |            |     |          |         |              |     |             |         |                                       |  |  |  |
| <b>60</b>   | 6122 - Black Spruce                     | Poletimber Medium | 10.6       | 50         | 51-80       | N/A          | Low ground spruce on bog soils. A few slight ridges of higher ground with pine  |    |               |    |     |                |    |               |    |  |   |    |                    |         |             |           |              |          |              |         |   |        |                    |            |               |        |            |         |  |         |              |        |          |         |       |     |          |         |            |     |          |         |              |     |             |         |                                       |  |  |  |
| <table border="1"> <thead> <tr> <th>Canopy Species</th> <th>% Cover</th> <th>Size Class</th> <th>DBH</th> <th>Age</th> </tr> </thead> <tbody> <tr> <td>Black Spruce</td> <td>85</td> <td>Pole/Sapling</td> <td>7</td> <td>50</td> </tr> <tr> <td>White Pine</td> <td>15</td> <td>Log/Pole</td> <td>12</td> <td></td> </tr> </tbody> </table>  |   | Canopy Species    | % Cover    | Size Class | DBH         | Age          | Black Spruce  | 85 | Pole/Sapling  | 7  | 50  | White Pine     | 15 | Log/Pole      | 12 |  | <table border="1"> <thead> <tr> <th>Sub-Canopy Species</th> <th>Density</th> <th>Avg. Height</th> <th>Size</th> </tr> </thead> <tbody> <tr> <td>Black Spruce</td> <td>Medium</td> <td>Variable</td> <td>Sapling</td> </tr> <tr> <td>Tag Alder</td> <td>Medium</td> <td>5 - 10 feet</td> <td>Tall Shrub</td> </tr> </tbody> </table>   |    | Sub-Canopy Species | Density | Avg. Height | Size      | Black Spruce | Medium   | Variable     | Sapling | Tag Alder   | Medium | 5 - 10 feet        | Tall Shrub |               |        |            |         |  |         |              |        |          |         |       |     |          |         |            |     |          |         |              |     |             |         |                                       |  |  |  |
| Canopy Species  | % Cover                                 | Size Class        | DBH        | Age        |             |              |   |    |               |    |     |                |    |               |    |  |   |    |                    |         |             |           |              |          |              |         |   |        |                    |            |               |        |            |         |  |         |              |        |          |         |       |     |          |         |            |     |          |         |              |     |             |         |                                       |  |  |  |
| Black Spruce  | 85                                      | Pole/Sapling      | 7          | 50         |             |              |   |    |               |    |     |                |    |               |    |  |   |    |                    |         |             |           |              |          |              |         |   |        |                    |            |               |        |            |         |  |         |              |        |          |         |       |     |          |         |            |     |          |         |              |     |             |         |                                       |  |  |  |
| White Pine  | 15                                      | Log/Pole          | 12         |            |             |              |   |    |               |    |     |                |    |               |    |  |   |    |                    |         |             |           |              |          |              |         |   |        |                    |            |               |        |            |         |  |         |              |        |          |         |       |     |          |         |            |     |          |         |              |     |             |         |                                       |  |  |  |
| Sub-Canopy Species  | Density                                 | Avg. Height       | Size       |            |             |              |   |    |               |    |     |                |    |               |    |  |   |    |                    |         |             |           |              |          |              |         |   |        |                    |            |               |        |            |         |  |         |              |        |          |         |       |     |          |         |            |     |          |         |              |     |             |         |                                       |  |  |  |
| Black Spruce  | Medium                                  | Variable          | Sapling    |            |             |              |   |    |               |    |     |                |    |               |    |  |   |    |                    |         |             |           |              |          |              |         |   |        |                    |            |               |        |            |         |  |         |              |        |          |         |       |     |          |         |            |     |          |         |              |     |             |         |                                       |  |  |  |
| Tag Alder   | Medium                                  | 5 - 10 feet       | Tall Shrub |            |             |              |   |    |               |    |     |                |    |               |    |  |   |    |                    |         |             |           |              |          |              |         |   |        |                    |            |               |        |            |         |  |         |              |        |          |         |       |     |          |         |            |     |          |         |              |     |             |         |                                       |  |  |  |
| <b>61</b>   | 42210 - Natural Red Pine                | Sawtimber Well    | 21.0       | 121        | 111-140     | N/A          | Stand was thinned as "Kabelman Red Pine" timber sale (041-01-01) in 2004-2005. Tall, good quality red pine with white pine. Stand is a natural red pine stand with white pine. Rolling topography. Some lower areas within the stand. East edge borders on bog ground spruce. Very tall pine, some crowns starting to weaken, old age. Thick maple regeneration following the harvest with component of white pine and balsam. Also some aspen regen. Allow this stand to convert to hardwoods. Replace the red pine acres on a different site. Shelterwood harvest with intention to leave remaining red pine for the long term. |    |               |    |     |                |    |               |    |  |   |    |                    |         |             |           |              |          |              |         |   |        |                    |            |               |        |            |         |  |         |              |        |          |         |       |     |          |         |            |     |          |         |              |     |             |         |                                       |  |  |  |
| <table border="1"> <thead> <tr> <th>Canopy Species</th> <th>% Cover</th> <th>Size Class</th> <th>DBH</th> <th>Age</th> </tr> </thead> <tbody> <tr> <td>Red Pine</td> <td>65</td> <td>Log/Pole/XLog</td> <td>15</td> <td>121</td> </tr> <tr> <td>White Pine</td> <td>35</td> <td>Log/XLog/Pole</td> <td>16</td> <td></td> </tr> </tbody> </table>  |   | Canopy Species    | % Cover    | Size Class | DBH         | Age          | Red Pine  | 65 | Log/Pole/XLog | 15 | 121 | White Pine     | 35 | Log/XLog/Pole | 16 |  | <table border="1"> <thead> <tr> <th>Sub-Canopy Species</th> <th>Density</th> <th>Avg. Height</th> <th>Size</th> </tr> </thead> <tbody> <tr> <td>Maple (spp.)</td> <td>High</td> <td>10 - 20 feet</td> <td>Sapling</td> </tr> <tr> <td>Balsam Fir</td> <td>Low</td> <td>Variable</td> <td>Sapling</td> </tr> <tr> <td>White Pine</td> <td>Medium</td> <td>Variable</td> <td>Sapling</td> </tr> </tbody> </table> |    | Sub-Canopy Species | Density | Avg. Height | Size      | Maple (spp.) | High     | 10 - 20 feet | Sapling | Balsam Fir  | Low    | Variable           | Sapling    | White Pine    | Medium | Variable   | Sapling |  |         |              |        |          |         |       |     |          |         |            |     |          |         |              |     |             |         |                                       |  |  |  |
| Canopy Species  | % Cover                                 | Size Class        | DBH        | Age        |             |              |   |    |               |    |     |                |    |               |    |  |   |    |                    |         |             |           |              |          |              |         |   |        |                    |            |               |        |            |         |  |         |              |        |          |         |       |     |          |         |            |     |          |         |              |     |             |         |                                       |  |  |  |
| Red Pine  | 65                                      | Log/Pole/XLog     | 15         | 121        |             |              |   |    |               |    |     |                |    |               |    |  |   |    |                    |         |             |           |              |          |              |         |   |        |                    |            |               |        |            |         |  |         |              |        |          |         |       |     |          |         |            |     |          |         |              |     |             |         |                                       |  |  |  |
| White Pine  | 35                                      | Log/XLog/Pole     | 16         |            |             |              |   |    |               |    |     |                |    |               |    |  |   |    |                    |         |             |           |              |          |              |         |   |        |                    |            |               |        |            |         |  |         |              |        |          |         |       |     |          |         |            |     |          |         |              |     |             |         |                                       |  |  |  |
| Sub-Canopy Species  | Density                                 | Avg. Height       | Size       |            |             |              |   |    |               |    |     |                |    |               |    |  |   |    |                    |         |             |           |              |          |              |         |   |        |                    |            |               |        |            |         |  |         |              |        |          |         |       |     |          |         |            |     |          |         |              |     |             |         |                                       |  |  |  |
| Maple (spp.)  | High                                    | 10 - 20 feet      | Sapling    |            |             |              |   |    |               |    |     |                |    |               |    |  |   |    |                    |         |             |           |              |          |              |         |   |        |                    |            |               |        |            |         |  |         |              |        |          |         |       |     |          |         |            |     |          |         |              |     |             |         |                                       |  |  |  |
| Balsam Fir  | Low                                     | Variable          | Sapling    |            |             |              |   |    |               |    |     |                |    |               |    |  |   |    |                    |         |             |           |              |          |              |         |   |        |                    |            |               |        |            |         |  |         |              |        |          |         |       |     |          |         |            |     |          |         |              |     |             |         |                                       |  |  |  |
| White Pine  | Medium                                  | Variable          | Sapling    |            |             |              |   |    |               |    |     |                |    |               |    |  |   |    |                    |         |             |           |              |          |              |         |   |        |                    |            |               |        |            |         |  |         |              |        |          |         |       |     |          |         |            |     |          |         |              |     |             |         |                                       |  |  |  |
| <b>62</b>   | 4112 - Maple, Beech, Cherry Association | Sawtimber Well    | 171.3      | 90         | 81-110      | N/A          | Mix of sugar maple with red maple. Occasional yellow birch. Northern portion of the stand is more of a pole size maple stand, smaller diameters. East side has scattered large diameter white pine. A large diameter range throughout the stand. Areas of lower quality showing decline in both sugar maple and red maple. Some areas of thicker BA. Good component of red and sugar maple seedlings 6 inches to 3 ft tall.   |    |               |    |     |                |    |               |    |  |   |    |                    |         |             |           |              |          |              |         |   |        |                    |            |               |        |            |         |  |         |              |        |          |         |       |     |          |         |            |     |          |         |              |     |             |         |                                       |  |  |  |
| <table border="1"> <thead> <tr> <th>Canopy Species</th> <th>% Cover</th> <th>Size Class</th> <th>DBH</th> <th>Age</th> </tr> </thead> <tbody> <tr> <td>Sugar Maple</td> <td>58</td> <td>Log/Pole</td> <td>10</td> <td>90</td> </tr> <tr> <td>Red Maple</td> <td>35</td> <td>Pole/Log</td> <td>9</td> <td></td> </tr> </tbody> </table>  |   | Canopy Species    | % Cover    | Size Class | DBH         | Age          | Sugar Maple   | 58 | Log/Pole      | 10 | 90  | Red Maple      | 35 | Pole/Log      | 9  |  | <table border="1"> <thead> <tr> <th>Sub-Canopy Species</th> <th>Density</th> <th>Avg. Height</th> <th>Size</th> </tr> </thead> <tbody> <tr> <td>Maple (spp.)</td> <td>Low</td> <td>Variable</td> <td>Sapling</td> </tr> <tr> <td>Balsam Fir</td> <td>Low</td> <td>Variable</td> <td>Sapling</td> </tr> <tr> <td>Cherry (spp.)</td> <td>Low</td> <td>Variable</td> <td>Sapling</td> </tr> </tbody> </table>      |    | Sub-Canopy Species | Density | Avg. Height | Size      | Maple (spp.) | Low      | Variable     | Sapling | Balsam Fir  | Low    | Variable           | Sapling    | Cherry (spp.) | Low    | Variable   | Sapling | old notes: M6 stand with M5 pockets. Pockets of M8 - larger diameters. Lower quality than adjacent stands. Almost appears to be two aged - large old maple with smaller pole sized trees. Lots of variability in size classes, quality and stand density throughout. Areas with large over mature maple. Yellow birch throughout. 99 = YB and BI Ch. |         |              |        |          |         |       |     |          |         |            |     |          |         |              |     |             |         |                                       |  |  |  |
| Canopy Species  | % Cover                                 | Size Class        | DBH        | Age        |             |              |   |    |               |    |     |                |    |               |    |  |   |    |                    |         |             |           |              |          |              |         |   |        |                    |            |               |        |            |         |  |         |              |        |          |         |       |     |          |         |            |     |          |         |              |     |             |         |                                       |  |  |  |
| Sugar Maple   | 58                                      | Log/Pole          | 10         | 90         |             |              |   |    |               |    |     |                |    |               |    |  |   |    |                    |         |             |           |              |          |              |         |   |        |                    |            |               |        |            |         |  |         |              |        |          |         |       |     |          |         |            |     |          |         |              |     |             |         |                                       |  |  |  |
| Red Maple   | 35                                      | Pole/Log          | 9          |            |             |              |   |    |               |    |     |                |    |               |    |  |   |    |                    |         |             |           |              |          |              |         |   |        |                    |            |               |        |            |         |  |         |              |        |          |         |       |     |          |         |            |     |          |         |              |     |             |         |                                       |  |  |  |
| Sub-Canopy Species  | Density                                 | Avg. Height       | Size       |            |             |              |   |    |               |    |     |                |    |               |    |  |   |    |                    |         |             |           |              |          |              |         |   |        |                    |            |               |        |            |         |  |         |              |        |          |         |       |     |          |         |            |     |          |         |              |     |             |         |                                       |  |  |  |
| Maple (spp.)  | Low                                     | Variable          | Sapling    |            |             |              |   |    |               |    |     |                |    |               |    |  |   |    |                    |         |             |           |              |          |              |         |   |        |                    |            |               |        |            |         |  |         |              |        |          |         |       |     |          |         |            |     |          |         |              |     |             |         |                                       |  |  |  |
| Balsam Fir  | Low                                     | Variable          | Sapling    |            |             |              |   |    |               |    |     |                |    |               |    |  |   |    |                    |         |             |           |              |          |              |         |   |        |                    |            |               |        |            |         |  |         |              |        |          |         |       |     |          |         |            |     |          |         |              |     |             |         |                                       |  |  |  |
| Cherry (spp.)   | Low                                     | Variable          | Sapling    |            |             |              |   |    |               |    |     |                |    |               |    |  |   |    |                    |         |             |           |              |          |              |         |   |        |                    |            |               |        |            |         |  |         |              |        |          |         |       |     |          |         |            |     |          |         |              |     |             |         |                                       |  |  |  |



| Stand   | Level 4 Cover Type                      | Size Density      | Acres   | Stand Age  | BA Range | Managed Site | General Comments  |    |              |    |    |           |    |              |    |    |  |  |                    |         |             |      |              |        |              |         |               |        |          |         |              |     |          |         |       |        |          |         |  |  |  |  |
|---|---|-------------------|---------|------------|----------|--------------|---|----|--------------|----|----|-----------|----|--------------|----|----|--|--|--------------------|---------|-------------|------|--------------|--------|--------------|---------|---------------|--------|----------|---------|--------------|-----|----------|---------|-------|--------|----------|---------|--|--|--|--|
| <b>63</b>   | 4112 - Maple, Beech, Cherry Association | Poletimber Well   | 19.7    | 90         | 81-110   | N/A          | Very low quality maple with balsam, spruce, and large white pine. Lower quality than adjacent stands.   |    |              |    |    |           |    |              |    |    |  |  |                    |         |             |      |              |        |              |         |               |        |          |         |              |     |          |         |       |        |          |         |  |  |  |  |
| <table border="1"> <thead> <tr> <th>Canopy Species</th> <th>% Cover</th> <th>Size Class</th> <th>DBH</th> <th>Age</th> </tr> </thead> <tbody> <tr> <td>Sugar Maple</td> <td>50</td> <td>Pole</td> <td>9</td> <td>90</td> </tr> <tr> <td>Red Maple</td> <td>45</td> <td>Pole</td> <td>9</td> <td></td> </tr> </tbody> </table>                 |   | Canopy Species    | % Cover | Size Class | DBH      | Age          | Sugar Maple   | 50 | Pole         | 9  | 90 | Red Maple | 45 | Pole         | 9  |    | <table border="1"> <thead> <tr> <th>Sub-Canopy Species</th> <th>Density</th> <th>Avg. Height</th> <th>Size</th> </tr> </thead> <tbody> <tr> <td>Maple (spp.)</td> <td>Medium</td> <td>Variable</td> <td>Sapling</td> </tr> <tr> <td>Balsam Fir</td> <td>Medium</td> <td>Variable</td> <td>Sapling</td> </tr> </tbody> </table>   |  | Sub-Canopy Species | Density | Avg. Height | Size | Maple (spp.) | Medium | Variable     | Sapling | Balsam Fir    | Medium | Variable | Sapling |              |     |          |         |       |        |          |         |  |  |  |  |
| Canopy Species  | % Cover                                 | Size Class        | DBH     | Age        |          |              |   |    |              |    |    |           |    |              |    |    |  |  |                    |         |             |      |              |        |              |         |               |        |          |         |              |     |          |         |       |        |          |         |  |  |  |  |
| Sugar Maple   | 50                                      | Pole              | 9       | 90         |          |              |   |    |              |    |    |           |    |              |    |    |  |  |                    |         |             |      |              |        |              |         |               |        |          |         |              |     |          |         |       |        |          |         |  |  |  |  |
| Red Maple   | 45                                      | Pole              | 9       |            |          |              |   |    |              |    |    |           |    |              |    |    |  |  |                    |         |             |      |              |        |              |         |               |        |          |         |              |     |          |         |       |        |          |         |  |  |  |  |
| Sub-Canopy Species  | Density                                 | Avg. Height       | Size    |            |          |              |   |    |              |    |    |           |    |              |    |    |  |  |                    |         |             |      |              |        |              |         |               |        |          |         |              |     |          |         |       |        |          |         |  |  |  |  |
| Maple (spp.)  | Medium                                  | Variable          | Sapling |            |          |              |   |    |              |    |    |           |    |              |    |    |  |  |                    |         |             |      |              |        |              |         |               |        |          |         |              |     |          |         |       |        |          |         |  |  |  |  |
| Balsam Fir  | Medium                                  | Variable          | Sapling |            |          |              |   |    |              |    |    |           |    |              |    |    |  |  |                    |         |             |      |              |        |              |         |               |        |          |         |              |     |          |         |       |        |          |         |  |  |  |  |
| <b>64</b>   | 4112 - Maple, Beech, Cherry Association | Sawtimber Well    | 28.9    | 90         | 81-110   | N/A          | M6 stand with M5 pockets. Pockets of M8 - larger diameters. Lower quality than adjacent stands. Almost appears to be two aged - large old maple with smaller pole sized trees. Lots of variability in size classes, quality and stand density throughout. Areas with large over mature maple. Yellow birch throughout. Hold for 10 years since stands on both sides were recently harvested.  |    |              |    |    |           |    |              |    |    |  |  |                    |         |             |      |              |        |              |         |               |        |          |         |              |     |          |         |       |        |          |         |  |  |  |  |
| <table border="1"> <thead> <tr> <th>Canopy Species</th> <th>% Cover</th> <th>Size Class</th> <th>DBH</th> <th>Age</th> </tr> </thead> <tbody> <tr> <td>Sugar Maple</td> <td>60</td> <td>Log/Pole</td> <td>10</td> <td>90</td> </tr> <tr> <td>Red Maple</td> <td>30</td> <td>Log/Pole</td> <td>10</td> <td></td> </tr> </tbody> </table>       |   | Canopy Species    | % Cover | Size Class | DBH      | Age          | Sugar Maple   | 60 | Log/Pole     | 10 | 90 | Red Maple | 30 | Log/Pole     | 10 |    | <table border="1"> <thead> <tr> <th>Sub-Canopy Species</th> <th>Density</th> <th>Avg. Height</th> <th>Size</th> </tr> </thead> <tbody> <tr> <td>Maple (spp.)</td> <td>Medium</td> <td>Variable</td> <td>Sapling</td> </tr> </tbody> </table>   |  | Sub-Canopy Species | Density | Avg. Height | Size | Maple (spp.) | Medium | Variable     | Sapling |               |        |          |         |              |     |          |         |       |        |          |         |  |  |  |  |
| Canopy Species  | % Cover                                 | Size Class        | DBH     | Age        |          |              |   |    |              |    |    |           |    |              |    |    |  |  |                    |         |             |      |              |        |              |         |               |        |          |         |              |     |          |         |       |        |          |         |  |  |  |  |
| Sugar Maple   | 60                                      | Log/Pole          | 10      | 90         |          |              |   |    |              |    |    |           |    |              |    |    |  |  |                    |         |             |      |              |        |              |         |               |        |          |         |              |     |          |         |       |        |          |         |  |  |  |  |
| Red Maple   | 30                                      | Log/Pole          | 10      |            |          |              |   |    |              |    |    |           |    |              |    |    |  |  |                    |         |             |      |              |        |              |         |               |        |          |         |              |     |          |         |       |        |          |         |  |  |  |  |
| Sub-Canopy Species  | Density                                 | Avg. Height       | Size    |            |          |              |   |    |              |    |    |           |    |              |    |    |  |  |                    |         |             |      |              |        |              |         |               |        |          |         |              |     |          |         |       |        |          |         |  |  |  |  |
| Maple (spp.)  | Medium                                  | Variable          | Sapling |            |          |              |   |    |              |    |    |           |    |              |    |    |  |  |                    |         |             |      |              |        |              |         |               |        |          |         |              |     |          |         |       |        |          |         |  |  |  |  |
| <b>66</b>   | 4110 - Sugar Maple Association          | Sawtimber Well    | 284.8   | 92         | 81-110   | N/A          | Stand harvested as sale #023-11-01, "Kableman Hardwoods". Completed 06/06/2014. Stand has regeneration following the harvest. Fair amount of maple seedlings 1 ft tall throughout most of the stand. Regen of cherry, beech, maple and some yellow birch of varying heights. Thick understory. Some areas have a more open canopy, less BA, due to beech either harvested or having died out of the stand. Western portion of the stand has smaller diameters and slightly higher BA.<br><br>old notes: Good quality hard maple with red maple. Best quality and straight boles in the 8-10 inch diam classes. SW corner of the stand is slightly smaller diameters. Component of white birch and hemlock - scattered. A few pockets of lower quality. Nice stand overall. Treat stand with a thinning. Remove lower quality trees. Favor good quality maple where possible. Retain a component of all species. MO of northern hardwoods. Cutting restriction of October 1st - W/L - deer yard. |    |              |    |    |           |    |              |    |    |  |  |                    |         |             |      |              |        |              |         |               |        |          |         |              |     |          |         |       |        |          |         |  |  |  |  |
| <table border="1"> <thead> <tr> <th>Canopy Species</th> <th>% Cover</th> <th>Size Class</th> <th>DBH</th> <th>Age</th> </tr> </thead> <tbody> <tr> <td>Sugar Maple</td> <td>85</td> <td>Log/Pole</td> <td>12</td> <td>92</td> </tr> <tr> <td>Red Maple</td> <td>10</td> <td>Log/Pole</td> <td>10</td> <td></td> </tr> </tbody> </table>       |   | Canopy Species    | % Cover | Size Class | DBH      | Age          | Sugar Maple   | 85 | Log/Pole     | 12 | 92 | Red Maple | 10 | Log/Pole     | 10 |    | <table border="1"> <thead> <tr> <th>Sub-Canopy Species</th> <th>Density</th> <th>Avg. Height</th> <th>Size</th> </tr> </thead> <tbody> <tr> <td>Maple (spp.)</td> <td>Medium</td> <td>&lt; 5 feet</td> <td>Seeding</td> </tr> <tr> <td>Cherry (spp.)</td> <td>Medium</td> <td>Variable</td> <td>Sapling</td> </tr> <tr> <td>Yellow Birch</td> <td>Low</td> <td>Variable</td> <td>Sapling</td> </tr> <tr> <td>Beech</td> <td>Medium</td> <td>Variable</td> <td>Sapling</td> </tr> </tbody> </table> |  | Sub-Canopy Species | Density | Avg. Height | Size | Maple (spp.) | Medium | < 5 feet     | Seeding | Cherry (spp.) | Medium | Variable | Sapling | Yellow Birch | Low | Variable | Sapling | Beech | Medium | Variable | Sapling |  |  |  |  |
| Canopy Species  | % Cover                                 | Size Class        | DBH     | Age        |          |              |   |    |              |    |    |           |    |              |    |    |  |  |                    |         |             |      |              |        |              |         |               |        |          |         |              |     |          |         |       |        |          |         |  |  |  |  |
| Sugar Maple   | 85                                      | Log/Pole          | 12      | 92         |          |              |   |    |              |    |    |           |    |              |    |    |  |  |                    |         |             |      |              |        |              |         |               |        |          |         |              |     |          |         |       |        |          |         |  |  |  |  |
| Red Maple   | 10                                      | Log/Pole          | 10      |            |          |              |   |    |              |    |    |           |    |              |    |    |  |  |                    |         |             |      |              |        |              |         |               |        |          |         |              |     |          |         |       |        |          |         |  |  |  |  |
| Sub-Canopy Species  | Density                                 | Avg. Height       | Size    |            |          |              |   |    |              |    |    |           |    |              |    |    |  |  |                    |         |             |      |              |        |              |         |               |        |          |         |              |     |          |         |       |        |          |         |  |  |  |  |
| Maple (spp.)  | Medium                                  | < 5 feet          | Seeding |            |          |              |   |    |              |    |    |           |    |              |    |    |  |  |                    |         |             |      |              |        |              |         |               |        |          |         |              |     |          |         |       |        |          |         |  |  |  |  |
| Cherry (spp.)   | Medium                                  | Variable          | Sapling |            |          |              |   |    |              |    |    |           |    |              |    |    |  |  |                    |         |             |      |              |        |              |         |               |        |          |         |              |     |          |         |       |        |          |         |  |  |  |  |
| Yellow Birch  | Low                                     | Variable          | Sapling |            |          |              |   |    |              |    |    |           |    |              |    |    |  |  |                    |         |             |      |              |        |              |         |               |        |          |         |              |     |          |         |       |        |          |         |  |  |  |  |
| Beech   | Medium                                  | Variable          | Sapling |            |          |              |   |    |              |    |    |           |    |              |    |    |  |  |                    |         |             |      |              |        |              |         |               |        |          |         |              |     |          |         |       |        |          |         |  |  |  |  |
| <b>67</b>   | 4112 - Maple, Beech, Cherry Association | Sawtimber Well    | 36.2    | 85         | 81-110   | N/A          | Overall BA of the stand is 100-120 sq ft. Areas where a light thinning could be done. Lower quality throughout the stand. Many forked trees, multiple stems. Beech has died out of the stand, but thick beech in understory. Some areas with maple regen 10 ft tall.<br>Old notes: M6 - lower quality than adjacent stand (stand 66). Large maple with forked tops, smaller diam trees are lesser quality -= multiple stems. Dead beech. Possibly high graded in the past?? Low to medium quality sawlogs. Fairly uniform 6-10 foot beech understory throughout stand.  |    |              |    |    |           |    |              |    |    |  |  |                    |         |             |      |              |        |              |         |               |        |          |         |              |     |          |         |       |        |          |         |  |  |  |  |
| <table border="1"> <thead> <tr> <th>Canopy Species</th> <th>% Cover</th> <th>Size Class</th> <th>DBH</th> <th>Age</th> </tr> </thead> <tbody> <tr> <td>Sugar Maple</td> <td>55</td> <td>Pole/Log</td> <td>9</td> <td>85</td> </tr> <tr> <td>Red Maple</td> <td>35</td> <td>Log/Pole</td> <td>10</td> <td>85</td> </tr> </tbody> </table>      |   | Canopy Species    | % Cover | Size Class | DBH      | Age          | Sugar Maple   | 55 | Pole/Log     | 9  | 85 | Red Maple | 35 | Log/Pole     | 10 | 85 | <table border="1"> <thead> <tr> <th>Sub-Canopy Species</th> <th>Density</th> <th>Avg. Height</th> <th>Size</th> </tr> </thead> <tbody> <tr> <td>Beech</td> <td>High</td> <td>10 - 20 feet</td> <td>Sapling</td> </tr> <tr> <td>Maple (spp.)</td> <td>Low</td> <td>&lt; 5 feet</td> <td>Seeding</td> </tr> <tr> <td>Balsam Fir</td> <td>Low</td> <td>Variable</td> <td>Sapling</td> </tr> </tbody> </table>   |  | Sub-Canopy Species | Density | Avg. Height | Size | Beech        | High   | 10 - 20 feet | Sapling | Maple (spp.)  | Low    | < 5 feet | Seeding | Balsam Fir   | Low | Variable | Sapling |       |        |          |         |  |  |  |  |
| Canopy Species  | % Cover                                 | Size Class        | DBH     | Age        |          |              |   |    |              |    |    |           |    |              |    |    |  |  |                    |         |             |      |              |        |              |         |               |        |          |         |              |     |          |         |       |        |          |         |  |  |  |  |
| Sugar Maple   | 55                                      | Pole/Log          | 9       | 85         |          |              |   |    |              |    |    |           |    |              |    |    |  |  |                    |         |             |      |              |        |              |         |               |        |          |         |              |     |          |         |       |        |          |         |  |  |  |  |
| Red Maple   | 35                                      | Log/Pole          | 10      | 85         |          |              |   |    |              |    |    |           |    |              |    |    |  |  |                    |         |             |      |              |        |              |         |               |        |          |         |              |     |          |         |       |        |          |         |  |  |  |  |
| Sub-Canopy Species  | Density                                 | Avg. Height       | Size    |            |          |              |   |    |              |    |    |           |    |              |    |    |  |  |                    |         |             |      |              |        |              |         |               |        |          |         |              |     |          |         |       |        |          |         |  |  |  |  |
| Beech   | High                                    | 10 - 20 feet      | Sapling |            |          |              |   |    |              |    |    |           |    |              |    |    |  |  |                    |         |             |      |              |        |              |         |               |        |          |         |              |     |          |         |       |        |          |         |  |  |  |  |
| Maple (spp.)  | Low                                     | < 5 feet          | Seeding |            |          |              |   |    |              |    |    |           |    |              |    |    |  |  |                    |         |             |      |              |        |              |         |               |        |          |         |              |     |          |         |       |        |          |         |  |  |  |  |
| Balsam Fir  | Low                                     | Variable          | Sapling |            |          |              |   |    |              |    |    |           |    |              |    |    |  |  |                    |         |             |      |              |        |              |         |               |        |          |         |              |     |          |         |       |        |          |         |  |  |  |  |
| <b>68</b>   | 4110 - Sugar Maple Association          | Poletimber Medium | 12.6    | 71         | 51-80    | N/A          | Small diameters. Thick stand with many trees 4-6 inches in diameter. Merchantable trees avg 6-7 inch dbh. Some quality.   |    |              |    |    |           |    |              |    |    |  |  |                    |         |             |      |              |        |              |         |               |        |          |         |              |     |          |         |       |        |          |         |  |  |  |  |
| <table border="1"> <thead> <tr> <th>Canopy Species</th> <th>% Cover</th> <th>Size Class</th> <th>DBH</th> <th>Age</th> </tr> </thead> <tbody> <tr> <td>Sugar Maple</td> <td>80</td> <td>Pole/Sapling</td> <td>6</td> <td>71</td> </tr> <tr> <td>Red Maple</td> <td>20</td> <td>Pole/Sapling</td> <td>6</td> <td></td> </tr> </tbody> </table> |   | Canopy Species    | % Cover | Size Class | DBH      | Age          | Sugar Maple   | 80 | Pole/Sapling | 6  | 71 | Red Maple | 20 | Pole/Sapling | 6  |    | <table border="1"> <thead> <tr> <th>Sub-Canopy Species</th> <th>Density</th> <th>Avg. Height</th> <th>Size</th> </tr> </thead> <tbody> <tr> <td>Maple (spp.)</td> <td>High</td> <td>10 - 20 feet</td> <td>Sapling</td> </tr> </tbody> </table>   |  | Sub-Canopy Species | Density | Avg. Height | Size | Maple (spp.) | High   | 10 - 20 feet | Sapling |               |        |          |         |              |     |          |         |       |        |          |         |  |  |  |  |
| Canopy Species  | % Cover                                 | Size Class        | DBH     | Age        |          |              |   |    |              |    |    |           |    |              |    |    |  |  |                    |         |             |      |              |        |              |         |               |        |          |         |              |     |          |         |       |        |          |         |  |  |  |  |
| Sugar Maple   | 80                                      | Pole/Sapling      | 6       | 71         |          |              |   |    |              |    |    |           |    |              |    |    |  |  |                    |         |             |      |              |        |              |         |               |        |          |         |              |     |          |         |       |        |          |         |  |  |  |  |
| Red Maple   | 20                                      | Pole/Sapling      | 6       |            |          |              |   |    |              |    |    |           |    |              |    |    |  |  |                    |         |             |      |              |        |              |         |               |        |          |         |              |     |          |         |       |        |          |         |  |  |  |  |
| Sub-Canopy Species  | Density                                 | Avg. Height       | Size    |            |          |              |   |    |              |    |    |           |    |              |    |    |  |  |                    |         |             |      |              |        |              |         |               |        |          |         |              |     |          |         |       |        |          |         |  |  |  |  |
| Maple (spp.)  | High                                    | 10 - 20 feet      | Sapling |            |          |              |   |    |              |    |    |           |    |              |    |    |  |  |                    |         |             |      |              |        |              |         |               |        |          |         |              |     |          |         |       |        |          |         |  |  |  |  |



| Stand   | Level 4 Cover Type                               | Size Density    | Acres   | Stand Age  | BA Range | Managed Site | General Comments   |                |    |               |    |    |   |    |              |    |                    |   |             |              |               |                    |  |             |       |              |                    |          |              |            |              |          |              |         |                      |        |              |         |            |     |          |         |
|---|--|-----------------|---------|------------|----------|--------------|--|----------------|----|---------------|----|----|---|----|--------------|----|--------------------|---|-------------|--------------|---------------|--------------------|--|-------------|-------|--------------|--------------------|----------|--------------|------------|--------------|----------|--------------|---------|----------------------|--------|--------------|---------|------------|-----|----------|---------|
| <b>70</b>   | 4110 - Sugar Maple Association                   | Sawtimber Well  | 45.5    | 95         | 111-140  | N/A          | Large diameter hard maple stand. M9/M6 stand. Very tall, good heights. Some large diameter aspen within the stand, starting to fall out of the stand. Treated in the past? Rolling topography. Large hard maple showing signs of rot. Some good quality in the 8-12 inch hard maple. Pulp size trees range from good quality to low quality. Component of large diameter pulp.   |                |    |               |    |    |   |    |              |    |                    |   |             |              |               |                    |  |             |       |              |                    |          |              |            |              |          |              |         |                      |        |              |         |            |     |          |         |
| <table border="1"> <thead> <tr> <th>Canopy Species</th> <th>% Cover</th> <th>Size Class</th> <th>DBH</th> <th>Age</th> </tr> </thead> <tbody> <tr> <td>Sugar Maple</td> <td>90</td> <td>Log/Pole</td> <td>14</td> <td>95</td> </tr> </tbody> </table>   |  | Canopy Species  | % Cover | Size Class | DBH      | Age          |  | Sugar Maple    | 90 | Log/Pole      | 14 | 95 | <table border="1"> <thead> <tr> <th>Sub-Canopy Species</th> <th>Density</th> <th>Avg. Height</th> <th>Size</th> </tr> </thead> <tbody> <tr> <td>Cherry (spp.)</td> <td>Medium</td> <td>Variable</td> <td>Sapling</td> </tr> <tr> <td>Beech</td> <td>Low</td> <td>Variable</td> <td>Sapling</td> </tr> <tr> <td>Maple (spp.)</td> <td>Low</td> <td>&lt; 5 feet</td> <td>Sapling</td> </tr> </tbody> </table> |    |              |    | Sub-Canopy Species | Density   | Avg. Height | Size         | Cherry (spp.) | Medium             | Variable   | Sapling     | Beech | Low          | Variable           | Sapling  | Maple (spp.) | Low        | < 5 feet     | Sapling  |              |         |                      |        |              |         |            |     |          |         |
| Canopy Species  | % Cover  | Size Class      | DBH     | Age        |          |              |  |                |    |               |    |    |   |    |              |    |                    |   |             |              |               |                    |  |             |       |              |                    |          |              |            |              |          |              |         |                      |        |              |         |            |     |          |         |
| Sugar Maple   | 90   | Log/Pole        | 14      | 95         |          |              |  |                |    |               |    |    |   |    |              |    |                    |   |             |              |               |                    |  |             |       |              |                    |          |              |            |              |          |              |         |                      |        |              |         |            |     |          |         |
| Sub-Canopy Species  | Density  | Avg. Height     | Size    |            |          |              |  |                |    |               |    |    |   |    |              |    |                    |   |             |              |               |                    |  |             |       |              |                    |          |              |            |              |          |              |         |                      |        |              |         |            |     |          |         |
| Cherry (spp.)   | Medium   | Variable        | Sapling |            |          |              |  |                |    |               |    |    |   |    |              |    |                    |   |             |              |               |                    |  |             |       |              |                    |          |              |            |              |          |              |         |                      |        |              |         |            |     |          |         |
| Beech   | Low  | Variable        | Sapling |            |          |              |  |                |    |               |    |    |   |    |              |    |                    |   |             |              |               |                    |  |             |       |              |                    |          |              |            |              |          |              |         |                      |        |              |         |            |     |          |         |
| Maple (spp.)  | Low  | < 5 feet        | Sapling |            |          |              |  |                |    |               |    |    |   |    |              |    |                    |   |             |              |               |                    |  |             |       |              |                    |          |              |            |              |          |              |         |                      |        |              |         |            |     |          |         |
| <b>72</b>   | 4130 - Aspen                                     | Sawtimber Well  | 18.3    | 50         | 141-170  | N/A          | A9 stand with large diameter aspen, both quaking and big tooth. Tall, large diameter aspen over small log and pole size sugar maple. M3 understory. Lots of maple and elm, 4-6 inch dbh. Some blowdown in the aspen. Stand is mature, showing signs of decline and mortality. Was held for treatment this entry year (held for 10 years last entry year). Southern portion of the stand was added due to large diameter aspen and lower quality maple. |                |    |               |    |    |   |    |              |    |                    |   |             |              |               |                    |  |             |       |              |                    |          |              |            |              |          |              |         |                      |        |              |         |            |     |          |         |
| <table border="1"> <thead> <tr> <th>Canopy Species</th> <th>% Cover</th> <th>Size Class</th> <th>DBH</th> <th>Age</th> </tr> </thead> <tbody> <tr> <td>Quaking Aspen</td> <td>70</td> <td>Log/Pole</td> <td>11</td> <td>50</td> </tr> <tr> <td>Sugar Maple</td> <td>25</td> <td>Pole/Log</td> <td>9</td> <td></td> </tr> </tbody> </table>  |  | Canopy Species  | % Cover | Size Class | DBH      | Age          |  | Quaking Aspen  | 70 | Log/Pole      | 11 | 50 | Sugar Maple   | 25 | Pole/Log     | 9  |                    | <table border="1"> <thead> <tr> <th>Sub-Canopy Species</th> <th>Density</th> <th>Avg. Height</th> <th>Size</th> </tr> </thead> <tbody> <tr> <td>Maple (spp.)</td> <td>High</td> <td>Variable</td> <td>Sapling</td> </tr> <tr> <td>Elm (Spp.)</td> <td>Low</td> <td>Variable</td> <td>Sapling</td> </tr> </tbody> </table> |             |              |               | Sub-Canopy Species | Density  | Avg. Height | Size  | Maple (spp.) | High               | Variable | Sapling      | Elm (Spp.) | Low          | Variable | Sapling      |         |                      |        |              |         |            |     |          |         |
| Canopy Species  | % Cover  | Size Class      | DBH     | Age        |          |              |  |                |    |               |    |    |   |    |              |    |                    |   |             |              |               |                    |  |             |       |              |                    |          |              |            |              |          |              |         |                      |        |              |         |            |     |          |         |
| Quaking Aspen   | 70   | Log/Pole        | 11      | 50         |          |              |  |                |    |               |    |    |   |    |              |    |                    |   |             |              |               |                    |  |             |       |              |                    |          |              |            |              |          |              |         |                      |        |              |         |            |     |          |         |
| Sugar Maple   | 25   | Pole/Log        | 9       |            |          |              |  |                |    |               |    |    |   |    |              |    |                    |   |             |              |               |                    |  |             |       |              |                    |          |              |            |              |          |              |         |                      |        |              |         |            |     |          |         |
| Sub-Canopy Species  | Density  | Avg. Height     | Size    |            |          |              |  |                |    |               |    |    |   |    |              |    |                    |   |             |              |               |                    |  |             |       |              |                    |          |              |            |              |          |              |         |                      |        |              |         |            |     |          |         |
| Maple (spp.)  | High   | Variable        | Sapling |            |          |              |  |                |    |               |    |    |   |    |              |    |                    |   |             |              |               |                    |  |             |       |              |                    |          |              |            |              |          |              |         |                      |        |              |         |            |     |          |         |
| Elm (Spp.)  | Low  | Variable        | Sapling |            |          |              |  |                |    |               |    |    |   |    |              |    |                    |   |             |              |               |                    |  |             |       |              |                    |          |              |            |              |          |              |         |                      |        |              |         |            |     |          |         |
| <b>73</b>   | 4130 - Aspen                                     | Poletimber Well | 21.1    | 34         | 1-50     | N/A          | Thick A3, component of WB, YB, RM. Stand has transitioned to a pole stand. Lots of aspen, maple and birch still in the 2-4 inch diameter class. Some areas still dominated by sapling diameters. Stand was cut in 1985.  |                |    |               |    |    |   |    |              |    |                    |   |             |              |               |                    |  |             |       |              |                    |          |              |            |              |          |              |         |                      |        |              |         |            |     |          |         |
| <table border="1"> <thead> <tr> <th>Canopy Species</th> <th>% Cover</th> <th>Size Class</th> <th>DBH</th> <th>Age</th> </tr> </thead> <tbody> <tr> <td>Quaking Aspen</td> <td>60</td> <td>Pole/Sapling</td> <td>6</td> <td>34</td> </tr> <tr> <td>Paper Birch</td> <td>10</td> <td>Sapling/Pole</td> <td>4</td> <td></td> </tr> <tr> <td>Red Maple</td> <td>23</td> <td>Pole/Sapling</td> <td>5</td> <td></td> </tr> </tbody> </table>  |  | Canopy Species  | % Cover | Size Class | DBH      | Age          |  | Quaking Aspen  | 60 | Pole/Sapling  | 6  | 34 | Paper Birch   | 10 | Sapling/Pole | 4  |                    | Red Maple   | 23          | Pole/Sapling | 5             |                    |  |             |       |              |                    |          |              |            |              |          |              |         |                      |        |              |         |            |     |          |         |
| Canopy Species  | % Cover  | Size Class      | DBH     | Age        |          |              |  |                |    |               |    |    |   |    |              |    |                    |   |             |              |               |                    |  |             |       |              |                    |          |              |            |              |          |              |         |                      |        |              |         |            |     |          |         |
| Quaking Aspen   | 60   | Pole/Sapling    | 6       | 34         |          |              |  |                |    |               |    |    |   |    |              |    |                    |   |             |              |               |                    |  |             |       |              |                    |          |              |            |              |          |              |         |                      |        |              |         |            |     |          |         |
| Paper Birch   | 10   | Sapling/Pole    | 4       |            |          |              |  |                |    |               |    |    |   |    |              |    |                    |   |             |              |               |                    |  |             |       |              |                    |          |              |            |              |          |              |         |                      |        |              |         |            |     |          |         |
| Red Maple   | 23   | Pole/Sapling    | 5       |            |          |              |  |                |    |               |    |    |   |    |              |    |                    |   |             |              |               |                    |  |             |       |              |                    |          |              |            |              |          |              |         |                      |        |              |         |            |     |          |         |
| <b>74</b>   | 42380 - Non Pine Upland Conifer, Mixed Deciduous | Sawtimber Well  | 4.7     | 90         | 141-170  | N/A          | H6/H9 stand. Hemlock with red maple and yellow birch. Pockets of cedar. Good yellow birch and red maple component. Large diameter, tall white pine. Pockets of 2-4 inch diameter cedar in the sub canopy. Old notes stated lots of deer activity in winter 2009.   |                |    |               |    |    |   |    |              |    |                    |   |             |              |               |                    |  |             |       |              |                    |          |              |            |              |          |              |         |                      |        |              |         |            |     |          |         |
| <table border="1"> <thead> <tr> <th>Canopy Species</th> <th>% Cover</th> <th>Size Class</th> <th>DBH</th> <th>Age</th> </tr> </thead> <tbody> <tr> <td>Hemlock</td> <td>45</td> <td>Log/Pole/XLog</td> <td>14</td> <td>90</td> </tr> <tr> <td>Red Maple</td> <td>25</td> <td>Log/Pole</td> <td>12</td> <td></td> </tr> <tr> <td>White Pine</td> <td>10</td> <td>XLog/Log</td> <td>18</td> <td></td> </tr> </tbody> </table>             |  | Canopy Species  | % Cover | Size Class | DBH      | Age          |  | Hemlock        | 45 | Log/Pole/XLog | 14 | 90 | Red Maple   | 25 | Log/Pole     | 12 |                    | White Pine  | 10          | XLog/Log     | 18            |                    | <table border="1"> <thead> <tr> <th>Sub-Canopy Species</th> <th>Density</th> <th>Avg. Height</th> <th>Size</th> </tr> </thead> <tbody> <tr> <td>Maple (spp.)</td> <td>Medium</td> <td>Variable</td> <td>Sapling</td> </tr> <tr> <td>Northern White Cedar</td> <td>Low</td> <td>10 - 20 feet</td> <td>Sapling</td> </tr> <tr> <td>Balsam Fir</td> <td>Low</td> <td>Variable</td> <td>Sapling</td> </tr> </tbody> </table> |             |       |              | Sub-Canopy Species | Density  | Avg. Height  | Size       | Maple (spp.) | Medium   | Variable     | Sapling | Northern White Cedar | Low    | 10 - 20 feet | Sapling | Balsam Fir | Low | Variable | Sapling |
| Canopy Species  | % Cover  | Size Class      | DBH     | Age        |          |              |  |                |    |               |    |    |   |    |              |    |                    |   |             |              |               |                    |  |             |       |              |                    |          |              |            |              |          |              |         |                      |        |              |         |            |     |          |         |
| Hemlock   | 45   | Log/Pole/XLog   | 14      | 90         |          |              |  |                |    |               |    |    |   |    |              |    |                    |   |             |              |               |                    |  |             |       |              |                    |          |              |            |              |          |              |         |                      |        |              |         |            |     |          |         |
| Red Maple   | 25   | Log/Pole        | 12      |            |          |              |  |                |    |               |    |    |   |    |              |    |                    |   |             |              |               |                    |  |             |       |              |                    |          |              |            |              |          |              |         |                      |        |              |         |            |     |          |         |
| White Pine  | 10   | XLog/Log        | 18      |            |          |              |  |                |    |               |    |    |   |    |              |    |                    |   |             |              |               |                    |  |             |       |              |                    |          |              |            |              |          |              |         |                      |        |              |         |            |     |          |         |
| Sub-Canopy Species  | Density  | Avg. Height     | Size    |            |          |              |  |                |    |               |    |    |   |    |              |    |                    |   |             |              |               |                    |  |             |       |              |                    |          |              |            |              |          |              |         |                      |        |              |         |            |     |          |         |
| Maple (spp.)  | Medium   | Variable        | Sapling |            |          |              |  |                |    |               |    |    |   |    |              |    |                    |   |             |              |               |                    |  |             |       |              |                    |          |              |            |              |          |              |         |                      |        |              |         |            |     |          |         |
| Northern White Cedar  | Low  | 10 - 20 feet    | Sapling |            |          |              |  |                |    |               |    |    |   |    |              |    |                    |   |             |              |               |                    |  |             |       |              |                    |          |              |            |              |          |              |         |                      |        |              |         |            |     |          |         |
| Balsam Fir  | Low  | Variable        | Sapling |            |          |              |  |                |    |               |    |    |   |    |              |    |                    |   |             |              |               |                    |  |             |       |              |                    |          |              |            |              |          |              |         |                      |        |              |         |            |     |          |         |
| <b>75</b>   | 4112 - Maple, Beech, Cherry Association          | Sawtimber Well  | 109.2   | 90         | 111-140  | N/A          | Lower quality maple throughout stand. Runs of good quality hard maple. Large over mature aspen. Pockets of hemlock and spruce. Wet pockets. Good component of large diameter red maple and hard maple. Areas with BA over the 140 sq ft range. Beech has pretty much died out of the stand. Soils = Alcona, Biscuit very fine sandy loam   |                |    |               |    |    |   |    |              |    |                    |   |             |              |               |                    |  |             |       |              |                    |          |              |            |              |          |              |         |                      |        |              |         |            |     |          |         |
| <table border="1"> <thead> <tr> <th>Canopy Species</th> <th>% Cover</th> <th>Size Class</th> <th>DBH</th> <th>Age</th> </tr> </thead> <tbody> <tr> <td>Red Maple</td> <td>35</td> <td>Log/Pole</td> <td>10</td> <td></td> </tr> <tr> <td>Sugar Maple</td> <td>40</td> <td>Log/Pole</td> <td>10</td> <td>90</td> </tr> </tbody> </table>   |  | Canopy Species  | % Cover | Size Class | DBH      | Age          |  | Red Maple      | 35 | Log/Pole      | 10 |    | Sugar Maple   | 40 | Log/Pole     | 10 | 90                 | <table border="1"> <thead> <tr> <th>Sub-Canopy Species</th> <th>Density</th> <th>Avg. Height</th> <th>Size</th> </tr> </thead> <tbody> <tr> <td>Maple (spp.)</td> <td>High</td> <td>Variable</td> <td>Sapling</td> </tr> </tbody> </table>  |             |              |               | Sub-Canopy Species | Density  | Avg. Height | Size  | Maple (spp.) | High               | Variable | Sapling      |            |              |          |              |         |                      |        |              |         |            |     |          |         |
| Canopy Species  | % Cover  | Size Class      | DBH     | Age        |          |              |  |                |    |               |    |    |   |    |              |    |                    |   |             |              |               |                    |  |             |       |              |                    |          |              |            |              |          |              |         |                      |        |              |         |            |     |          |         |
| Red Maple   | 35   | Log/Pole        | 10      |            |          |              |  |                |    |               |    |    |   |    |              |    |                    |   |             |              |               |                    |  |             |       |              |                    |          |              |            |              |          |              |         |                      |        |              |         |            |     |          |         |
| Sugar Maple   | 40   | Log/Pole        | 10      | 90         |          |              |  |                |    |               |    |    |   |    |              |    |                    |   |             |              |               |                    |  |             |       |              |                    |          |              |            |              |          |              |         |                      |        |              |         |            |     |          |         |
| Sub-Canopy Species  | Density  | Avg. Height     | Size    |            |          |              |  |                |    |               |    |    |   |    |              |    |                    |   |             |              |               |                    |  |             |       |              |                    |          |              |            |              |          |              |         |                      |        |              |         |            |     |          |         |
| Maple (spp.)  | High   | Variable        | Sapling |            |          |              |  |                |    |               |    |    |   |    |              |    |                    |   |             |              |               |                    |  |             |       |              |                    |          |              |            |              |          |              |         |                      |        |              |         |            |     |          |         |
| <b>76</b>   | 4130 - Aspen                                     | Poletimber Well | 16.7    | 26         | 1-50     | N/A          | Stand was cut in 1993. Good site. Aspen is transitioning to a pole stand. Lots of small. sapling diameter aspen, maple and birch. Northern few acres are an opening that is filling in with aspen, birch etc.  |                |    |               |    |    |   |    |              |    |                    |   |             |              |               |                    |  |             |       |              |                    |          |              |            |              |          |              |         |                      |        |              |         |            |     |          |         |
| <table border="1"> <thead> <tr> <th>Canopy Species</th> <th>% Cover</th> <th>Size Class</th> <th>DBH</th> <th>Age</th> </tr> </thead> <tbody> <tr> <td>Bigtooth Aspen</td> <td>65</td> <td>Pole/Sapling</td> <td>6</td> <td>26</td> </tr> <tr> <td>Red Maple</td> <td>25</td> <td>Pole/Sapling</td> <td>6</td> <td></td> </tr> <tr> <td>Paper Birch</td> <td>10</td> <td>Sapling/Pole</td> <td>4</td> <td></td> </tr> </tbody> </table> |  | Canopy Species  | % Cover | Size Class | DBH      | Age          |  | Bigtooth Aspen | 65 | Pole/Sapling  | 6  | 26 | Red Maple   | 25 | Pole/Sapling | 6  |                    | Paper Birch   | 10          | Sapling/Pole | 4             |                    | <table border="1"> <thead> <tr> <th>Sub-Canopy Species</th> <th>Density</th> <th>Avg. Height</th> <th>Size</th> </tr> </thead> <tbody> <tr> <td>Aspen (spp.)</td> <td>Medium</td> <td>10 - 20 feet</td> <td>Sapling</td> </tr> <tr> <td>Maple (spp.)</td> <td>Medium</td> <td>10 - 20 feet</td> <td>Sapling</td> </tr> </tbody> </table>   |             |       |              | Sub-Canopy Species | Density  | Avg. Height  | Size       | Aspen (spp.) | Medium   | 10 - 20 feet | Sapling | Maple (spp.)         | Medium | 10 - 20 feet | Sapling |            |     |          |         |
| Canopy Species  | % Cover  | Size Class      | DBH     | Age        |          |              |  |                |    |               |    |    |   |    |              |    |                    |   |             |              |               |                    |  |             |       |              |                    |          |              |            |              |          |              |         |                      |        |              |         |            |     |          |         |
| Bigtooth Aspen  | 65   | Pole/Sapling    | 6       | 26         |          |              |  |                |    |               |    |    |   |    |              |    |                    |   |             |              |               |                    |  |             |       |              |                    |          |              |            |              |          |              |         |                      |        |              |         |            |     |          |         |
| Red Maple   | 25   | Pole/Sapling    | 6       |            |          |              |  |                |    |               |    |    |   |    |              |    |                    |   |             |              |               |                    |  |             |       |              |                    |          |              |            |              |          |              |         |                      |        |              |         |            |     |          |         |
| Paper Birch   | 10   | Sapling/Pole    | 4       |            |          |              |  |                |    |               |    |    |   |    |              |    |                    |   |             |              |               |                    |  |             |       |              |                    |          |              |            |              |          |              |         |                      |        |              |         |            |     |          |         |
| Sub-Canopy Species  | Density  | Avg. Height     | Size    |            |          |              |  |                |    |               |    |    |   |    |              |    |                    |   |             |              |               |                    |  |             |       |              |                    |          |              |            |              |          |              |         |                      |        |              |         |            |     |          |         |
| Aspen (spp.)  | Medium   | 10 - 20 feet    | Sapling |            |          |              |  |                |    |               |    |    |   |    |              |    |                    |   |             |              |               |                    |  |             |       |              |                    |          |              |            |              |          |              |         |                      |        |              |         |            |     |          |         |
| Maple (spp.)  | Medium   | 10 - 20 feet    | Sapling |            |          |              |  |                |    |               |    |    |   |    |              |    |                    |   |             |              |               |                    |  |             |       |              |                    |          |              |            |              |          |              |         |                      |        |              |         |            |     |          |         |



| Stand  | Level 4 Cover Type                     | Size Density    | Acres      | Stand Age  | BA Range    | Managed Site | General Comments  |    |              |    |     |                      |    |              |    |     |  |    |                    |         |             |  |              |                    |              |             |   |              |                    |              |             |              |              |              |              |            |              |          |          |         |   |  |  |  |
|--|--|-----------------|------------|------------|-------------|--------------|---|----|--------------|----|-----|----------------------|----|--------------|----|-----|--|----|--------------------|---------|-------------|--|--------------|--------------------|--------------|-------------|---|--------------|--------------------|--------------|-------------|--------------|--------------|--------------|--------------|------------|--------------|----------|----------|---------|---|--|--|--|
| <b>78</b>  | 6112 - Lowland Aspen                   | Poletimber Well | 21.6       | 71         | 111-140     | N/A          | Mainly white birch with aspen, bam, pockets of cedar, spruce, balsam and red maple. More mature aspen along the hardwoods edge. Large hemlock and white pine. More conifers (spruce and cedar) in the southern reaches of the stand.  |    |              |    |     |                      |    |              |    |     |  |    |                    |         |             |  |              |                    |              |             |   |              |                    |              |             |              |              |              |              |            |              |          |          |         |   |  |  |  |
| <table border="1"> <thead> <tr> <th>Canopy Species</th> <th>% Cover</th> <th>Size Class</th> <th>DBH</th> <th>Age</th> </tr> </thead> <tbody> <tr> <td>Balsam Poplar</td> <td>10</td> <td>Pole</td> <td>9</td> <td></td> </tr> <tr> <td>Quaking Aspen</td> <td>35</td> <td>Log/Pole</td> <td>10</td> <td></td> </tr> <tr> <td>Paper Birch</td> <td>35</td> <td>Pole</td> <td>9</td> <td>71</td> </tr> <tr> <td>Red Maple</td> <td>10</td> <td>Pole/Log</td> <td>9</td> <td></td> </tr> </tbody> </table> |  | Canopy Species  | % Cover    | Size Class | DBH         | Age          | Balsam Poplar   | 10 | Pole         | 9  |     | Quaking Aspen        | 35 | Log/Pole     | 10 |     | Paper Birch  | 35 | Pole               | 9       | 71          | Red Maple  | 10           | Pole/Log           | 9            |             | <table border="1"> <thead> <tr> <th>Sub-Canopy Species</th> <th>Density</th> <th>Avg. Height</th> <th>Size</th> </tr> </thead> <tbody> <tr> <td>Balsam Fir</td> <td>Medium</td> <td>Variable</td> <td>Sapling</td> </tr> <tr> <td>Black Spruce</td> <td>Low</td> <td>Variable</td> <td>Sapling</td> </tr> </tbody> </table> |              | Sub-Canopy Species | Density      | Avg. Height | Size         | Balsam Fir   | Medium       | Variable     | Sapling    | Black Spruce | Low      | Variable | Sapling | <p>Old Notes: Check for possible harvest in 10 years. Hold now for diversity.</p> |  |  |  |
| Canopy Species   | % Cover                                | Size Class      | DBH        | Age        |             |              |   |    |              |    |     |                      |    |              |    |     |  |    |                    |         |             |  |              |                    |              |             |   |              |                    |              |             |              |              |              |              |            |              |          |          |         |   |  |  |  |
| Balsam Poplar  | 10                                     | Pole            | 9          |            |             |              |   |    |              |    |     |                      |    |              |    |     |  |    |                    |         |             |  |              |                    |              |             |   |              |                    |              |             |              |              |              |              |            |              |          |          |         |   |  |  |  |
| Quaking Aspen  | 35                                     | Log/Pole        | 10         |            |             |              |   |    |              |    |     |                      |    |              |    |     |  |    |                    |         |             |  |              |                    |              |             |   |              |                    |              |             |              |              |              |              |            |              |          |          |         |   |  |  |  |
| Paper Birch  | 35                                     | Pole            | 9          | 71         |             |              |   |    |              |    |     |                      |    |              |    |     |  |    |                    |         |             |  |              |                    |              |             |   |              |                    |              |             |              |              |              |              |            |              |          |          |         |   |  |  |  |
| Red Maple  | 10                                     | Pole/Log        | 9          |            |             |              |   |    |              |    |     |                      |    |              |    |     |  |    |                    |         |             |  |              |                    |              |             |   |              |                    |              |             |              |              |              |              |            |              |          |          |         |   |  |  |  |
| Sub-Canopy Species   | Density                                | Avg. Height     | Size       |            |             |              |   |    |              |    |     |                      |    |              |    |     |  |    |                    |         |             |  |              |                    |              |             |   |              |                    |              |             |              |              |              |              |            |              |          |          |         |   |  |  |  |
| Balsam Fir   | Medium                                 | Variable        | Sapling    |            |             |              |   |    |              |    |     |                      |    |              |    |     |  |    |                    |         |             |  |              |                    |              |             |   |              |                    |              |             |              |              |              |              |            |              |          |          |         |   |  |  |  |
| Black Spruce   | Low                                    | Variable        | Sapling    |            |             |              |   |    |              |    |     |                      |    |              |    |     |  |    |                    |         |             |  |              |                    |              |             |   |              |                    |              |             |              |              |              |              |            |              |          |          |         |   |  |  |  |
| <b>79</b>  | 4130 - Aspen                           | Poletimber Well | 12.8       | 26         | 1-50        | N/A          | Young aspen stand with maple and birch. Transitioning to a pole stand, small diameters throughout. Flooding from adjacent beaver pond/marsh in the northern portion of the stand.   |    |              |    |     |                      |    |              |    |     |  |    |                    |         |             |  |              |                    |              |             |   |              |                    |              |             |              |              |              |              |            |              |          |          |         |   |  |  |  |
| <table border="1"> <thead> <tr> <th>Canopy Species</th> <th>% Cover</th> <th>Size Class</th> <th>DBH</th> <th>Age</th> </tr> </thead> <tbody> <tr> <td>Bigtooth Aspen</td> <td>60</td> <td>Pole/Sapling</td> <td>6</td> <td>26</td> </tr> <tr> <td>Red Maple</td> <td>25</td> <td>Pole/Sapling</td> <td>5</td> <td></td> </tr> <tr> <td>Paper Birch</td> <td>15</td> <td>Sapling/Pole</td> <td>4</td> <td></td> </tr> </tbody> </table>  |  | Canopy Species  | % Cover    | Size Class | DBH         | Age          | Bigtooth Aspen  | 60 | Pole/Sapling | 6  | 26  | Red Maple            | 25 | Pole/Sapling | 5  |     | Paper Birch  | 15 | Sapling/Pole       | 4       |             | <table border="1"> <thead> <tr> <th>Sub-Canopy Species</th> <th>Density</th> <th>Avg. Height</th> <th>Size</th> </tr> </thead> <tbody> <tr> <td>Maple (spp.)</td> <td>Medium</td> <td>10 - 20 feet</td> <td>Sapling</td> </tr> <tr> <td>Aspen (spp.)</td> <td>Medium</td> <td>10 - 20 feet</td> <td>Sapling</td> </tr> <tr> <td>Balsam Fir</td> <td>Medium</td> <td>Variable</td> <td>Sapling</td> </tr> </tbody> </table> |              | Sub-Canopy Species | Density      | Avg. Height | Size  | Maple (spp.) | Medium             | 10 - 20 feet | Sapling     | Aspen (spp.) | Medium       | 10 - 20 feet | Sapling      | Balsam Fir | Medium       | Variable | Sapling  |         |   |  |  |  |
| Canopy Species   | % Cover                                | Size Class      | DBH        | Age        |             |              |   |    |              |    |     |                      |    |              |    |     |  |    |                    |         |             |  |              |                    |              |             |   |              |                    |              |             |              |              |              |              |            |              |          |          |         |   |  |  |  |
| Bigtooth Aspen   | 60                                     | Pole/Sapling    | 6          | 26         |             |              |   |    |              |    |     |                      |    |              |    |     |  |    |                    |         |             |  |              |                    |              |             |   |              |                    |              |             |              |              |              |              |            |              |          |          |         |   |  |  |  |
| Red Maple  | 25                                     | Pole/Sapling    | 5          |            |             |              |   |    |              |    |     |                      |    |              |    |     |  |    |                    |         |             |  |              |                    |              |             |   |              |                    |              |             |              |              |              |              |            |              |          |          |         |   |  |  |  |
| Paper Birch  | 15                                     | Sapling/Pole    | 4          |            |             |              |   |    |              |    |     |                      |    |              |    |     |  |    |                    |         |             |  |              |                    |              |             |   |              |                    |              |             |              |              |              |              |            |              |          |          |         |   |  |  |  |
| Sub-Canopy Species   | Density                                | Avg. Height     | Size       |            |             |              |   |    |              |    |     |                      |    |              |    |     |  |    |                    |         |             |  |              |                    |              |             |   |              |                    |              |             |              |              |              |              |            |              |          |          |         |   |  |  |  |
| Maple (spp.)   | Medium                                 | 10 - 20 feet    | Sapling    |            |             |              |   |    |              |    |     |                      |    |              |    |     |  |    |                    |         |             |  |              |                    |              |             |   |              |                    |              |             |              |              |              |              |            |              |          |          |         |   |  |  |  |
| Aspen (spp.)   | Medium                                 | 10 - 20 feet    | Sapling    |            |             |              |   |    |              |    |     |                      |    |              |    |     |  |    |                    |         |             |  |              |                    |              |             |   |              |                    |              |             |              |              |              |              |            |              |          |          |         |   |  |  |  |
| Balsam Fir   | Medium                                 | Variable        | Sapling    |            |             |              |   |    |              |    |     |                      |    |              |    |     |  |    |                    |         |             |  |              |                    |              |             |   |              |                    |              |             |              |              |              |              |            |              |          |          |         |   |  |  |  |
| <b>80</b>  | 6120 - Lowland Cedar                   | Poletimber Well | 85.4       | 111        | 141-170     | N/A          | Cedar stand. Pockets of C9 and C5. Good thermal cover throughout. Stand continues south into C 75. Central part of the stand is more of a mixed stand   |    |              |    |     |                      |    |              |    |     |  |    |                    |         |             |  |              |                    |              |             |   |              |                    |              |             |              |              |              |              |            |              |          |          |         |   |  |  |  |
| <table border="1"> <thead> <tr> <th>Canopy Species</th> <th>% Cover</th> <th>Size Class</th> <th>DBH</th> <th>Age</th> </tr> </thead> <tbody> <tr> <td>Northern White Cedar</td> <td>75</td> <td>Log/Pole</td> <td>10</td> <td>111</td> </tr> <tr> <td>Black Spruce</td> <td>15</td> <td>Pole</td> <td>9</td> <td></td> </tr> </tbody> </table>  |  | Canopy Species  | % Cover    | Size Class | DBH         | Age          | Northern White Cedar  | 75 | Log/Pole     | 10 | 111 | Black Spruce         | 15 | Pole         | 9  |     | <table border="1"> <thead> <tr> <th>Sub-Canopy Species</th> <th>Density</th> <th>Avg. Height</th> <th>Size</th> </tr> </thead> <tbody> <tr> <td>Black Spruce</td> <td>Medium</td> <td>Variable</td> <td>Sapling</td> </tr> <tr> <td>Northern White Cedar</td> <td>Low</td> <td>5 - 10 feet</td> <td>Sapling</td> </tr> <tr> <td>Balsam Fir</td> <td>Medium</td> <td>Variable</td> <td>Sapling</td> </tr> </tbody> </table>   |    | Sub-Canopy Species | Density | Avg. Height | Size   | Black Spruce | Medium             | Variable     | Sapling     | Northern White Cedar  | Low          | 5 - 10 feet        | Sapling      | Balsam Fir  | Medium       | Variable     | Sapling      |              |            |              |          |          |         |   |  |  |  |
| Canopy Species   | % Cover                                | Size Class      | DBH        | Age        |             |              |   |    |              |    |     |                      |    |              |    |     |  |    |                    |         |             |  |              |                    |              |             |   |              |                    |              |             |              |              |              |              |            |              |          |          |         |   |  |  |  |
| Northern White Cedar   | 75                                     | Log/Pole        | 10         | 111        |             |              |   |    |              |    |     |                      |    |              |    |     |  |    |                    |         |             |  |              |                    |              |             |   |              |                    |              |             |              |              |              |              |            |              |          |          |         |   |  |  |  |
| Black Spruce   | 15                                     | Pole            | 9          |            |             |              |   |    |              |    |     |                      |    |              |    |     |  |    |                    |         |             |  |              |                    |              |             |   |              |                    |              |             |              |              |              |              |            |              |          |          |         |   |  |  |  |
| Sub-Canopy Species   | Density                                | Avg. Height     | Size       |            |             |              |   |    |              |    |     |                      |    |              |    |     |  |    |                    |         |             |  |              |                    |              |             |   |              |                    |              |             |              |              |              |              |            |              |          |          |         |   |  |  |  |
| Black Spruce   | Medium                                 | Variable        | Sapling    |            |             |              |   |    |              |    |     |                      |    |              |    |     |  |    |                    |         |             |  |              |                    |              |             |   |              |                    |              |             |              |              |              |              |            |              |          |          |         |   |  |  |  |
| Northern White Cedar   | Low                                    | 5 - 10 feet     | Sapling    |            |             |              |   |    |              |    |     |                      |    |              |    |     |  |    |                    |         |             |  |              |                    |              |             |   |              |                    |              |             |              |              |              |              |            |              |          |          |         |   |  |  |  |
| Balsam Fir   | Medium                                 | Variable        | Sapling    |            |             |              |   |    |              |    |     |                      |    |              |    |     |  |    |                    |         |             |  |              |                    |              |             |   |              |                    |              |             |              |              |              |              |            |              |          |          |         |   |  |  |  |
| <b>81</b>  | 623 - Emergent Wetland                 | Nonstocked      | 28.4       |            | Unspecified | No           | Flooded area with beaver activity. West half of the stand is flooded timber.  |    |              |    |     |                      |    |              |    |     |  |    |                    |         |             |  |              |                    |              |             |   |              |                    |              |             |              |              |              |              |            |              |          |          |         |   |  |  |  |
| <b>83</b>  | 4130 - Aspen                           | Poletimber Well | 141.9      | 38         | 51-80       | N/A          | Stand was cut in 1981. Young, small diameter aspen pole stand. Most of the stand has transitioned to a fully stocked aspen pole stand (eastern 2/3). Smaller diameters in the eastern portion of the stand, greater mix of species. Lots of white pine residual (ridges). Aspen with white birch, spruce, balsam, white pine, cedar and red maple. Thick stand. |    |              |    |     |                      |    |              |    |     |  |    |                    |         |             |  |              |                    |              |             |   |              |                    |              |             |              |              |              |              |            |              |          |          |         |   |  |  |  |
| <table border="1"> <thead> <tr> <th>Canopy Species</th> <th>% Cover</th> <th>Size Class</th> <th>DBH</th> <th>Age</th> </tr> </thead> <tbody> <tr> <td>Quaking Aspen</td> <td>65</td> <td>Pole/Sapling</td> <td>6</td> <td>38</td> </tr> <tr> <td>Red Maple</td> <td>18</td> <td>Pole/Sapling</td> <td>5</td> <td></td> </tr> </tbody> </table>  |  | Canopy Species  | % Cover    | Size Class | DBH         | Age          | Quaking Aspen   | 65 | Pole/Sapling | 6  | 38  | Red Maple            | 18 | Pole/Sapling | 5  |     | <table border="1"> <thead> <tr> <th>Sub-Canopy Species</th> <th>Density</th> <th>Avg. Height</th> <th>Size</th> </tr> </thead> <tbody> <tr> <td>Maple (spp.)</td> <td>Medium</td> <td>10 - 20 feet</td> <td>Sapling</td> </tr> <tr> <td>Balsam Fir</td> <td>Medium</td> <td>Variable</td> <td>Sapling</td> </tr> <tr> <td>Paper Birch</td> <td>Low</td> <td>10 - 20 feet</td> <td>Sapling</td> </tr> <tr> <td>Aspen (spp.)</td> <td>Medium</td> <td>10 - 20 feet</td> <td>Sapling</td> </tr> </tbody> </table> |    | Sub-Canopy Species | Density | Avg. Height | Size   | Maple (spp.) | Medium             | 10 - 20 feet | Sapling     | Balsam Fir  | Medium       | Variable           | Sapling      | Paper Birch | Low          | 10 - 20 feet | Sapling      | Aspen (spp.) | Medium     | 10 - 20 feet | Sapling  |          |         |   |  |  |  |
| Canopy Species   | % Cover                                | Size Class      | DBH        | Age        |             |              |   |    |              |    |     |                      |    |              |    |     |  |    |                    |         |             |  |              |                    |              |             |   |              |                    |              |             |              |              |              |              |            |              |          |          |         |   |  |  |  |
| Quaking Aspen  | 65                                     | Pole/Sapling    | 6          | 38         |             |              |   |    |              |    |     |                      |    |              |    |     |  |    |                    |         |             |  |              |                    |              |             |   |              |                    |              |             |              |              |              |              |            |              |          |          |         |   |  |  |  |
| Red Maple  | 18                                     | Pole/Sapling    | 5          |            |             |              |   |    |              |    |     |                      |    |              |    |     |  |    |                    |         |             |  |              |                    |              |             |   |              |                    |              |             |              |              |              |              |            |              |          |          |         |   |  |  |  |
| Sub-Canopy Species   | Density                                | Avg. Height     | Size       |            |             |              |   |    |              |    |     |                      |    |              |    |     |  |    |                    |         |             |  |              |                    |              |             |   |              |                    |              |             |              |              |              |              |            |              |          |          |         |   |  |  |  |
| Maple (spp.)   | Medium                                 | 10 - 20 feet    | Sapling    |            |             |              |   |    |              |    |     |                      |    |              |    |     |  |    |                    |         |             |  |              |                    |              |             |   |              |                    |              |             |              |              |              |              |            |              |          |          |         |   |  |  |  |
| Balsam Fir   | Medium                                 | Variable        | Sapling    |            |             |              |   |    |              |    |     |                      |    |              |    |     |  |    |                    |         |             |  |              |                    |              |             |   |              |                    |              |             |              |              |              |              |            |              |          |          |         |   |  |  |  |
| Paper Birch  | Low                                    | 10 - 20 feet    | Sapling    |            |             |              |   |    |              |    |     |                      |    |              |    |     |  |    |                    |         |             |  |              |                    |              |             |   |              |                    |              |             |              |              |              |              |            |              |          |          |         |   |  |  |  |
| Aspen (spp.)   | Medium                                 | 10 - 20 feet    | Sapling    |            |             |              |   |    |              |    |     |                      |    |              |    |     |  |    |                    |         |             |  |              |                    |              |             |   |              |                    |              |             |              |              |              |              |            |              |          |          |         |   |  |  |  |
| <b>84</b>  | 6120 - Lowland Cedar                   | Poletimber Well | 22.6       | 110        | 111-140     | N/A          | West end of stand has a mix of species.   |    |              |    |     |                      |    |              |    |     |  |    |                    |         |             |  |              |                    |              |             |   |              |                    |              |             |              |              |              |              |            |              |          |          |         |   |  |  |  |
| <table border="1"> <thead> <tr> <th>Canopy Species</th> <th>% Cover</th> <th>Size Class</th> <th>DBH</th> <th>Age</th> </tr> </thead> <tbody> <tr> <td>Northern White Cedar</td> <td>85</td> <td>Pole</td> <td>9</td> <td>110</td> </tr> <tr> <td>Black Spruce</td> <td>10</td> <td>Pole</td> <td>8</td> <td></td> </tr> </tbody> </table>   |  | Canopy Species  | % Cover    | Size Class | DBH         | Age          | Northern White Cedar  | 85 | Pole         | 9  | 110 | Black Spruce         | 10 | Pole         | 8  |     |  |    |                    |         |             |  |              |                    |              |             |   |              |                    |              |             |              |              |              |              |            |              |          |          |         |   |  |  |  |
| Canopy Species   | % Cover                                | Size Class      | DBH        | Age        |             |              |   |    |              |    |     |                      |    |              |    |     |  |    |                    |         |             |  |              |                    |              |             |   |              |                    |              |             |              |              |              |              |            |              |          |          |         |   |  |  |  |
| Northern White Cedar   | 85                                     | Pole            | 9          | 110        |             |              |   |    |              |    |     |                      |    |              |    |     |  |    |                    |         |             |  |              |                    |              |             |   |              |                    |              |             |              |              |              |              |            |              |          |          |         |   |  |  |  |
| Black Spruce   | 10                                     | Pole            | 8          |            |             |              |   |    |              |    |     |                      |    |              |    |     |  |    |                    |         |             |  |              |                    |              |             |   |              |                    |              |             |              |              |              |              |            |              |          |          |         |   |  |  |  |
| <b>85</b>  | 6129 - Mixed Coniferous Lowland Forest | Poletimber Well | 37.4       | 130        | 111-140     | N/A          | Mixed stand of black spruce, cedar, tamarack. Pockets of thick cedar. Areas of more spruce and tamarack. Good cedar component throughout most of the stand.   |    |              |    |     |                      |    |              |    |     |  |    |                    |         |             |  |              |                    |              |             |   |              |                    |              |             |              |              |              |              |            |              |          |          |         |   |  |  |  |
| <table border="1"> <thead> <tr> <th>Canopy Species</th> <th>% Cover</th> <th>Size Class</th> <th>DBH</th> <th>Age</th> </tr> </thead> <tbody> <tr> <td>Black Spruce</td> <td>40</td> <td>Pole</td> <td>9</td> <td></td> </tr> <tr> <td>Northern White Cedar</td> <td>40</td> <td>Log/Pole</td> <td>10</td> <td>130</td> </tr> </tbody> </table>  |  | Canopy Species  | % Cover    | Size Class | DBH         | Age          | Black Spruce  | 40 | Pole         | 9  |     | Northern White Cedar | 40 | Log/Pole     | 10 | 130 | <table border="1"> <thead> <tr> <th>Sub-Canopy Species</th> <th>Density</th> <th>Avg. Height</th> <th>Size</th> </tr> </thead> <tbody> <tr> <td>Black Spruce</td> <td>Low</td> <td>Variable</td> <td>Sapling</td> </tr> <tr> <td>Tag Alder</td> <td>Low</td> <td>5 - 10 feet</td> <td>Tall Shrub</td> </tr> </tbody> </table>  |    | Sub-Canopy Species | Density | Avg. Height | Size   | Black Spruce | Low                | Variable     | Sapling     | Tag Alder   | Low          | 5 - 10 feet        | Tall Shrub   |             |              |              |              |              |            |              |          |          |         |   |  |  |  |
| Canopy Species   | % Cover                                | Size Class      | DBH        | Age        |             |              |   |    |              |    |     |                      |    |              |    |     |  |    |                    |         |             |  |              |                    |              |             |   |              |                    |              |             |              |              |              |              |            |              |          |          |         |   |  |  |  |
| Black Spruce   | 40                                     | Pole            | 9          |            |             |              |   |    |              |    |     |                      |    |              |    |     |  |    |                    |         |             |  |              |                    |              |             |   |              |                    |              |             |              |              |              |              |            |              |          |          |         |   |  |  |  |
| Northern White Cedar   | 40                                     | Log/Pole        | 10         | 130        |             |              |   |    |              |    |     |                      |    |              |    |     |  |    |                    |         |             |  |              |                    |              |             |   |              |                    |              |             |              |              |              |              |            |              |          |          |         |   |  |  |  |
| Sub-Canopy Species   | Density                                | Avg. Height     | Size       |            |             |              |   |    |              |    |     |                      |    |              |    |     |  |    |                    |         |             |  |              |                    |              |             |   |              |                    |              |             |              |              |              |              |            |              |          |          |         |   |  |  |  |
| Black Spruce   | Low                                    | Variable        | Sapling    |            |             |              |   |    |              |    |     |                      |    |              |    |     |  |    |                    |         |             |  |              |                    |              |             |   |              |                    |              |             |              |              |              |              |            |              |          |          |         |   |  |  |  |
| Tag Alder  | Low                                    | 5 - 10 feet     | Tall Shrub |            |             |              |   |    |              |    |     |                      |    |              |    |     |  |    |                    |         |             |  |              |                    |              |             |   |              |                    |              |             |              |              |              |              |            |              |          |          |         |   |  |  |  |



| Stand  | Level 4 Cover Type                     | Size Density    | Acres      | Stand Age  | BA Range    | Managed Site | General Comments  |    |               |    |     |                      |    |               |    |     |  |    |                    |         |             |   |                      |                    |             |             |              |              |          |          |            |                      |             |            |         |  |  |  |  |
|--|--|-----------------|------------|------------|-------------|--------------|---|----|---------------|----|-----|----------------------|----|---------------|----|-----|--|----|--------------------|---------|-------------|---|----------------------|--------------------|-------------|-------------|--------------|--------------|----------|----------|------------|----------------------|-------------|------------|---------|--|--|--|--|
| <b>88</b>  | 6120 - Lowland Cedar                   | Sawtimber Well  | 46.9       | 130        | 111-140     | N/A          |   |    |               |    |     |                      |    |               |    |     |  |    |                    |         |             |   |                      |                    |             |             |              |              |          |          |            |                      |             |            |         |  |  |  |  |
| <table border="1"> <thead> <tr> <th>Canopy Species</th> <th>% Cover</th> <th>Size Class</th> <th>DBH</th> <th>Age</th> </tr> </thead> <tbody> <tr> <td>Northern White Cedar</td> <td>75</td> <td>Log/Pole</td> <td>10</td> <td>130</td> </tr> <tr> <td>Black Spruce</td> <td>20</td> <td>Pole</td> <td>9</td> <td></td> </tr> </tbody> </table>  |  | Canopy Species  | % Cover    | Size Class | DBH         | Age          | Northern White Cedar  | 75 | Log/Pole      | 10 | 130 | Black Spruce         | 20 | Pole          | 9  |     | <table border="1"> <thead> <tr> <th>Sub-Canopy Species</th> <th>Density</th> <th>Avg. Height</th> <th>Size</th> </tr> </thead> <tbody> <tr> <td>Northern White Cedar</td> <td>Low</td> <td>5 - 10 feet</td> <td>Sapling</td> </tr> <tr> <td>Black Spruce</td> <td>Medium</td> <td>Variable</td> <td>Sapling</td> </tr> <tr> <td>Balsam Fir</td> <td>Medium</td> <td>Variable</td> <td>Sapling</td> </tr> </tbody> </table>   |    | Sub-Canopy Species | Density | Avg. Height | Size  | Northern White Cedar | Low                | 5 - 10 feet | Sapling     | Black Spruce | Medium       | Variable | Sapling  | Balsam Fir | Medium               | Variable    | Sapling    |         |  |  |  |  |
| Canopy Species   | % Cover                                | Size Class      | DBH        | Age        |             |              |   |    |               |    |     |                      |    |               |    |     |  |    |                    |         |             |   |                      |                    |             |             |              |              |          |          |            |                      |             |            |         |  |  |  |  |
| Northern White Cedar   | 75                                     | Log/Pole        | 10         | 130        |             |              |   |    |               |    |     |                      |    |               |    |     |  |    |                    |         |             |   |                      |                    |             |             |              |              |          |          |            |                      |             |            |         |  |  |  |  |
| Black Spruce   | 20                                     | Pole            | 9          |            |             |              |   |    |               |    |     |                      |    |               |    |     |  |    |                    |         |             |   |                      |                    |             |             |              |              |          |          |            |                      |             |            |         |  |  |  |  |
| Sub-Canopy Species   | Density                                | Avg. Height     | Size       |            |             |              |   |    |               |    |     |                      |    |               |    |     |  |    |                    |         |             |   |                      |                    |             |             |              |              |          |          |            |                      |             |            |         |  |  |  |  |
| Northern White Cedar   | Low                                    | 5 - 10 feet     | Sapling    |            |             |              |   |    |               |    |     |                      |    |               |    |     |  |    |                    |         |             |   |                      |                    |             |             |              |              |          |          |            |                      |             |            |         |  |  |  |  |
| Black Spruce   | Medium                                 | Variable        | Sapling    |            |             |              |   |    |               |    |     |                      |    |               |    |     |  |    |                    |         |             |   |                      |                    |             |             |              |              |          |          |            |                      |             |            |         |  |  |  |  |
| Balsam Fir   | Medium                                 | Variable        | Sapling    |            |             |              |   |    |               |    |     |                      |    |               |    |     |  |    |                    |         |             |   |                      |                    |             |             |              |              |          |          |            |                      |             |            |         |  |  |  |  |
| <b>89</b>  | 6129 - Mixed Coniferous Lowland Forest | Poletimber Well | 8.3        | 130        | 111-140     | N/A          |   |    |               |    |     |                      |    |               |    |     |  |    |                    |         |             |   |                      |                    |             |             |              |              |          |          |            |                      |             |            |         |  |  |  |  |
| <table border="1"> <thead> <tr> <th>Canopy Species</th> <th>% Cover</th> <th>Size Class</th> <th>DBH</th> <th>Age</th> </tr> </thead> <tbody> <tr> <td>Black Spruce</td> <td>40</td> <td>Pole</td> <td>8</td> <td></td> </tr> <tr> <td>Northern White Cedar</td> <td>40</td> <td>Pole/Log</td> <td>9</td> <td>130</td> </tr> <tr> <td>Tamarack</td> <td>20</td> <td>Pole</td> <td>8</td> <td></td> </tr> </tbody> </table>     |  | Canopy Species  | % Cover    | Size Class | DBH         | Age          | Black Spruce  | 40 | Pole          | 8  |     | Northern White Cedar | 40 | Pole/Log      | 9  | 130 | Tamarack   | 20 | Pole               | 8       |             | <table border="1"> <thead> <tr> <th>Sub-Canopy Species</th> <th>Density</th> <th>Avg. Height</th> <th>Size</th> </tr> </thead> <tbody> <tr> <td>Balsam Fir</td> <td>Medium</td> <td>Variable</td> <td>Sapling</td> </tr> <tr> <td>Black Spruce</td> <td>Medium</td> <td>Variable</td> <td>Sapling</td> </tr> </tbody> </table>        |                      | Sub-Canopy Species | Density     | Avg. Height | Size         | Balsam Fir   | Medium   | Variable | Sapling    | Black Spruce         | Medium      | Variable   | Sapling |  |  |  |  |
| Canopy Species   | % Cover                                | Size Class      | DBH        | Age        |             |              |   |    |               |    |     |                      |    |               |    |     |  |    |                    |         |             |   |                      |                    |             |             |              |              |          |          |            |                      |             |            |         |  |  |  |  |
| Black Spruce   | 40                                     | Pole            | 8          |            |             |              |   |    |               |    |     |                      |    |               |    |     |  |    |                    |         |             |   |                      |                    |             |             |              |              |          |          |            |                      |             |            |         |  |  |  |  |
| Northern White Cedar   | 40                                     | Pole/Log        | 9          | 130        |             |              |   |    |               |    |     |                      |    |               |    |     |  |    |                    |         |             |   |                      |                    |             |             |              |              |          |          |            |                      |             |            |         |  |  |  |  |
| Tamarack   | 20                                     | Pole            | 8          |            |             |              |   |    |               |    |     |                      |    |               |    |     |  |    |                    |         |             |   |                      |                    |             |             |              |              |          |          |            |                      |             |            |         |  |  |  |  |
| Sub-Canopy Species   | Density                                | Avg. Height     | Size       |            |             |              |   |    |               |    |     |                      |    |               |    |     |  |    |                    |         |             |   |                      |                    |             |             |              |              |          |          |            |                      |             |            |         |  |  |  |  |
| Balsam Fir   | Medium                                 | Variable        | Sapling    |            |             |              |   |    |               |    |     |                      |    |               |    |     |  |    |                    |         |             |   |                      |                    |             |             |              |              |          |          |            |                      |             |            |         |  |  |  |  |
| Black Spruce   | Medium                                 | Variable        | Sapling    |            |             |              |   |    |               |    |     |                      |    |               |    |     |  |    |                    |         |             |   |                      |                    |             |             |              |              |          |          |            |                      |             |            |         |  |  |  |  |
| <b>90</b>  | 6121 - Tamarack                        | Poletimber Well | 16.4       | 102        | 81-110      | N/A          | Tamarack with a good component of both spruce and cedar. Semi open in areas.  |    |               |    |     |                      |    |               |    |     |  |    |                    |         |             |   |                      |                    |             |             |              |              |          |          |            |                      |             |            |         |  |  |  |  |
| <table border="1"> <thead> <tr> <th>Canopy Species</th> <th>% Cover</th> <th>Size Class</th> <th>DBH</th> <th>Age</th> </tr> </thead> <tbody> <tr> <td>Tamarack</td> <td>70</td> <td>Pole</td> <td>9</td> <td>102</td> </tr> <tr> <td>Black Spruce</td> <td>15</td> <td>Pole</td> <td>8</td> <td></td> </tr> <tr> <td>Northern White Cedar</td> <td>15</td> <td>Pole/Sapling</td> <td>8</td> <td></td> </tr> </tbody> </table> |  | Canopy Species  | % Cover    | Size Class | DBH         | Age          | Tamarack  | 70 | Pole          | 9  | 102 | Black Spruce         | 15 | Pole          | 8  |     | Northern White Cedar   | 15 | Pole/Sapling       | 8       |             | <table border="1"> <thead> <tr> <th>Sub-Canopy Species</th> <th>Density</th> <th>Avg. Height</th> <th>Size</th> </tr> </thead> <tbody> <tr> <td>Black Spruce</td> <td>Medium</td> <td>Variable</td> <td>Sapling</td> </tr> <tr> <td>Northern White Cedar</td> <td>Low</td> <td>Variable</td> <td>Sapling</td> </tr> </tbody> </table> |                      | Sub-Canopy Species | Density     | Avg. Height | Size         | Black Spruce | Medium   | Variable | Sapling    | Northern White Cedar | Low         | Variable   | Sapling |  |  |  |  |
| Canopy Species   | % Cover                                | Size Class      | DBH        | Age        |             |              |   |    |               |    |     |                      |    |               |    |     |  |    |                    |         |             |   |                      |                    |             |             |              |              |          |          |            |                      |             |            |         |  |  |  |  |
| Tamarack   | 70                                     | Pole            | 9          | 102        |             |              |   |    |               |    |     |                      |    |               |    |     |  |    |                    |         |             |   |                      |                    |             |             |              |              |          |          |            |                      |             |            |         |  |  |  |  |
| Black Spruce   | 15                                     | Pole            | 8          |            |             |              |   |    |               |    |     |                      |    |               |    |     |  |    |                    |         |             |   |                      |                    |             |             |              |              |          |          |            |                      |             |            |         |  |  |  |  |
| Northern White Cedar   | 15                                     | Pole/Sapling    | 8          |            |             |              |   |    |               |    |     |                      |    |               |    |     |  |    |                    |         |             |   |                      |                    |             |             |              |              |          |          |            |                      |             |            |         |  |  |  |  |
| Sub-Canopy Species   | Density                                | Avg. Height     | Size       |            |             |              |   |    |               |    |     |                      |    |               |    |     |  |    |                    |         |             |   |                      |                    |             |             |              |              |          |          |            |                      |             |            |         |  |  |  |  |
| Black Spruce   | Medium                                 | Variable        | Sapling    |            |             |              |   |    |               |    |     |                      |    |               |    |     |  |    |                    |         |             |   |                      |                    |             |             |              |              |          |          |            |                      |             |            |         |  |  |  |  |
| Northern White Cedar   | Low                                    | Variable        | Sapling    |            |             |              |   |    |               |    |     |                      |    |               |    |     |  |    |                    |         |             |   |                      |                    |             |             |              |              |          |          |            |                      |             |            |         |  |  |  |  |
| <b>91</b>  | 6121 - Tamarack                        | Poletimber Well | 12.2       | 102        | 81-110      | N/A          | Tamarack with a good component of both spruce and cedar. More of a solid tamarack stand than Stand 90. Slightly better quality.   |    |               |    |     |                      |    |               |    |     |  |    |                    |         |             |   |                      |                    |             |             |              |              |          |          |            |                      |             |            |         |  |  |  |  |
| <table border="1"> <thead> <tr> <th>Canopy Species</th> <th>% Cover</th> <th>Size Class</th> <th>DBH</th> <th>Age</th> </tr> </thead> <tbody> <tr> <td>Tamarack</td> <td>80</td> <td>Pole</td> <td>9</td> <td>102</td> </tr> <tr> <td>Black Spruce</td> <td>15</td> <td>Pole</td> <td>8</td> <td></td> </tr> </tbody> </table>   |  | Canopy Species  | % Cover    | Size Class | DBH         | Age          | Tamarack  | 80 | Pole          | 9  | 102 | Black Spruce         | 15 | Pole          | 8  |     | <table border="1"> <thead> <tr> <th>Sub-Canopy Species</th> <th>Density</th> <th>Avg. Height</th> <th>Size</th> </tr> </thead> <tbody> <tr> <td>Northern White Cedar</td> <td>Low</td> <td>Variable</td> <td>Sapling</td> </tr> <tr> <td>Black Spruce</td> <td>Medium</td> <td>Variable</td> <td>Sapling</td> </tr> <tr> <td>Tag Alder</td> <td>Medium</td> <td>5 - 10 feet</td> <td>Tall Shrub</td> </tr> </tbody> </table> |    | Sub-Canopy Species | Density | Avg. Height | Size  | Northern White Cedar | Low                | Variable    | Sapling     | Black Spruce | Medium       | Variable | Sapling  | Tag Alder  | Medium               | 5 - 10 feet | Tall Shrub |         |  |  |  |  |
| Canopy Species   | % Cover                                | Size Class      | DBH        | Age        |             |              |   |    |               |    |     |                      |    |               |    |     |  |    |                    |         |             |   |                      |                    |             |             |              |              |          |          |            |                      |             |            |         |  |  |  |  |
| Tamarack   | 80                                     | Pole            | 9          | 102        |             |              |   |    |               |    |     |                      |    |               |    |     |  |    |                    |         |             |   |                      |                    |             |             |              |              |          |          |            |                      |             |            |         |  |  |  |  |
| Black Spruce   | 15                                     | Pole            | 8          |            |             |              |   |    |               |    |     |                      |    |               |    |     |  |    |                    |         |             |   |                      |                    |             |             |              |              |          |          |            |                      |             |            |         |  |  |  |  |
| Sub-Canopy Species   | Density                                | Avg. Height     | Size       |            |             |              |   |    |               |    |     |                      |    |               |    |     |  |    |                    |         |             |   |                      |                    |             |             |              |              |          |          |            |                      |             |            |         |  |  |  |  |
| Northern White Cedar   | Low                                    | Variable        | Sapling    |            |             |              |   |    |               |    |     |                      |    |               |    |     |  |    |                    |         |             |   |                      |                    |             |             |              |              |          |          |            |                      |             |            |         |  |  |  |  |
| Black Spruce   | Medium                                 | Variable        | Sapling    |            |             |              |   |    |               |    |     |                      |    |               |    |     |  |    |                    |         |             |   |                      |                    |             |             |              |              |          |          |            |                      |             |            |         |  |  |  |  |
| Tag Alder  | Medium                                 | 5 - 10 feet     | Tall Shrub |            |             |              |   |    |               |    |     |                      |    |               |    |     |  |    |                    |         |             |   |                      |                    |             |             |              |              |          |          |            |                      |             |            |         |  |  |  |  |
| <b>92</b>  | 6224 - Treed Bog                       | Nonstocked      | 2.1        |            | Unspecified | No           |   |    |               |    |     |                      |    |               |    |     |  |    |                    |         |             |   |                      |                    |             |             |              |              |          |          |            |                      |             |            |         |  |  |  |  |
| <b>93</b>  | 42200 - Natural White Pine             | Sawtimber Well  | 3.4        | 116        | 81-110      | N/A          | White pine ridge out in the cedar swamp.  |    |               |    |     |                      |    |               |    |     |  |    |                    |         |             |   |                      |                    |             |             |              |              |          |          |            |                      |             |            |         |  |  |  |  |
| <b>94</b>  | 6121 - Tamarack                        | Poletimber Well | 35.1       | 102        | 81-110      | N/A          | Tamarack with a good component of both spruce and cedar. Solid tamarack stand. Some small diameters.  |    |               |    |     |                      |    |               |    |     |  |    |                    |         |             |   |                      |                    |             |             |              |              |          |          |            |                      |             |            |         |  |  |  |  |
| <b>95</b>  | 42200 - Natural White Pine             | Sawtimber Well  | 5.4        | 103        | 111-140     | N/A          | Southern end of a long narrow ridge that starts up on Basnau Road and runs through private land. Old notes - remains of an old log cabin at the southern tip of the stand along with what looks like an old dirt foundation for another structure which is no longer there. |    |               |    |     |                      |    |               |    |     |  |    |                    |         |             |   |                      |                    |             |             |              |              |          |          |            |                      |             |            |         |  |  |  |  |
| <table border="1"> <thead> <tr> <th>Canopy Species</th> <th>% Cover</th> <th>Size Class</th> <th>DBH</th> <th>Age</th> </tr> </thead> <tbody> <tr> <td>White Pine</td> <td>65</td> <td>Log/XLog/Pole</td> <td>16</td> <td>103</td> </tr> <tr> <td>Red Pine</td> <td>30</td> <td>Log/Pole/XLog</td> <td>14</td> <td></td> </tr> </tbody> </table>   |  | Canopy Species  | % Cover    | Size Class | DBH         | Age          | White Pine  | 65 | Log/XLog/Pole | 16 | 103 | Red Pine             | 30 | Log/Pole/XLog | 14 |     | <table border="1"> <thead> <tr> <th>Sub-Canopy Species</th> <th>Density</th> <th>Avg. Height</th> <th>Size</th> </tr> </thead> <tbody> <tr> <td>White Pine</td> <td>Medium</td> <td>Variable</td> <td>Sapling</td> </tr> <tr> <td>Balsam Fir</td> <td>Medium</td> <td>Variable</td> <td>Sapling</td> </tr> </tbody> </table>   |    | Sub-Canopy Species | Density | Avg. Height | Size  | White Pine           | Medium             | Variable    | Sapling     | Balsam Fir   | Medium       | Variable | Sapling  |            |                      |             |            |         |  |  |  |  |
| Canopy Species   | % Cover                                | Size Class      | DBH        | Age        |             |              |   |    |               |    |     |                      |    |               |    |     |  |    |                    |         |             |   |                      |                    |             |             |              |              |          |          |            |                      |             |            |         |  |  |  |  |
| White Pine   | 65                                     | Log/XLog/Pole   | 16         | 103        |             |              |   |    |               |    |     |                      |    |               |    |     |  |    |                    |         |             |   |                      |                    |             |             |              |              |          |          |            |                      |             |            |         |  |  |  |  |
| Red Pine   | 30                                     | Log/Pole/XLog   | 14         |            |             |              |   |    |               |    |     |                      |    |               |    |     |  |    |                    |         |             |   |                      |                    |             |             |              |              |          |          |            |                      |             |            |         |  |  |  |  |
| Sub-Canopy Species   | Density                                | Avg. Height     | Size       |            |             |              |   |    |               |    |     |                      |    |               |    |     |  |    |                    |         |             |   |                      |                    |             |             |              |              |          |          |            |                      |             |            |         |  |  |  |  |
| White Pine   | Medium                                 | Variable        | Sapling    |            |             |              |   |    |               |    |     |                      |    |               |    |     |  |    |                    |         |             |   |                      |                    |             |             |              |              |          |          |            |                      |             |            |         |  |  |  |  |
| Balsam Fir   | Medium                                 | Variable        | Sapling    |            |             |              |   |    |               |    |     |                      |    |               |    |     |  |    |                    |         |             |   |                      |                    |             |             |              |              |          |          |            |                      |             |            |         |  |  |  |  |



| Stand  | Level 4 Cover Type                      | Size Density    | Acres | Stand Age | BA Range    | Managed Site | General Comments   |                |         |            |     |     |           |    |              |   |    |              |    |              |   |  |
|--|---|-----------------|-------|-----------|-------------|--------------|--|----------------|---------|------------|-----|-----|-----------|----|--------------|---|----|--------------|----|--------------|---|--|
| <b>439</b>   | 4112 - Maple, Beech, Cherry Association | Poletimber Poor | 3.2   | 40        | 1-50        | N/A          | Small grass openings with substantial encroachment from adjacent hardwoods stand. All stands are within the area burned in the 1940's.             |                |         |            |     |     |           |    |              |   |    |              |    |              |   |  |
| <table border="1"> <thead> <tr> <th>Canopy Species</th> <th>% Cover</th> <th>Size Class</th> <th>DBH</th> <th>Age</th> </tr> </thead> <tbody> <tr> <td>Red Maple</td> <td>75</td> <td>Pole/Sapling</td> <td>6</td> <td>40</td> </tr> <tr> <td>Black Cherry</td> <td>20</td> <td>Pole/Sapling</td> <td>6</td> <td></td> </tr> </tbody> </table> |   |                 |       |           |             |              |  | Canopy Species | % Cover | Size Class | DBH | Age | Red Maple | 75 | Pole/Sapling | 6 | 40 | Black Cherry | 20 | Pole/Sapling | 6 |  |
| Canopy Species   | % Cover                                 | Size Class      | DBH   | Age       |             |              |  |                |         |            |     |     |           |    |              |   |    |              |    |              |   |  |
| Red Maple  | 75                                      | Pole/Sapling    | 6     | 40        |             |              |  |                |         |            |     |     |           |    |              |   |    |              |    |              |   |  |
| Black Cherry   | 20                                      | Pole/Sapling    | 6     |           |             |              |  |                |         |            |     |     |           |    |              |   |    |              |    |              |   |  |
| <b>442</b>   | 3102 - Grass                            | Nonstocked      | 4.5   |           | Unspecified | No           | Small grass openings with substantial encroachment from adjacent hardwoods stand. All stands are within the area burned in the 1940's.             |                |         |            |     |     |           |    |              |   |    |              |    |              |   |  |
| <b>445</b>   | 4112 - Maple, Beech, Cherry Association | Poletimber Poor | 3.8   | 40        | 1-50        | N/A          | Small grass openings with substantial encroachment from adjacent hardwoods stand. All stands are within the area burned in the 1940's.             |                |         |            |     |     |           |    |              |   |    |              |    |              |   |  |
| <table border="1"> <thead> <tr> <th>Canopy Species</th> <th>% Cover</th> <th>Size Class</th> <th>DBH</th> <th>Age</th> </tr> </thead> <tbody> <tr> <td>Red Maple</td> <td>75</td> <td>Pole/Sapling</td> <td>6</td> <td>40</td> </tr> <tr> <td>Black Cherry</td> <td>20</td> <td>Pole/Sapling</td> <td>6</td> <td></td> </tr> </tbody> </table> |   |                 |       |           |             |              |  | Canopy Species | % Cover | Size Class | DBH | Age | Red Maple | 75 | Pole/Sapling | 6 | 40 | Black Cherry | 20 | Pole/Sapling | 6 |  |
| Canopy Species   | % Cover                                 | Size Class      | DBH   | Age       |             |              |  |                |         |            |     |     |           |    |              |   |    |              |    |              |   |  |
| Red Maple  | 75                                      | Pole/Sapling    | 6     | 40        |             |              |  |                |         |            |     |     |           |    |              |   |    |              |    |              |   |  |
| Black Cherry   | 20                                      | Pole/Sapling    | 6     |           |             |              |  |                |         |            |     |     |           |    |              |   |    |              |    |              |   |  |
| <b>448</b>   | 3102 - Grass                            | Nonstocked      | 2.2   |           | Unspecified | No           | OPIC - FMD: Small grass openings with substantial encroachment from adjacent hardwoods stand. All stands are within the area burned in the 1940's. |                |         |            |     |     |           |    |              |   |    |              |    |              |   |  |
| <b>450</b>   | 4112 - Maple, Beech, Cherry Association | Poletimber Poor | 6.6   | 40        | Unspecified | N/A          | Small grass openings with substantial encroachment from adjacent hardwoods stand. All stands are within the area burned in the 1940's.             |                |         |            |     |     |           |    |              |   |    |              |    |              |   |  |
| <table border="1"> <thead> <tr> <th>Canopy Species</th> <th>% Cover</th> <th>Size Class</th> <th>DBH</th> <th>Age</th> </tr> </thead> <tbody> <tr> <td>Red Maple</td> <td>75</td> <td>Pole/Sapling</td> <td>6</td> <td>40</td> </tr> <tr> <td>Black Cherry</td> <td>20</td> <td>Pole/Sapling</td> <td>6</td> <td></td> </tr> </tbody> </table> |   |                 |       |           |             |              |  | Canopy Species | % Cover | Size Class | DBH | Age | Red Maple | 75 | Pole/Sapling | 6 | 40 | Black Cherry | 20 | Pole/Sapling | 6 |  |
| Canopy Species   | % Cover                                 | Size Class      | DBH   | Age       |             |              |  |                |         |            |     |     |           |    |              |   |    |              |    |              |   |  |
| Red Maple  | 75                                      | Pole/Sapling    | 6     | 40        |             |              |  |                |         |            |     |     |           |    |              |   |    |              |    |              |   |  |
| Black Cherry   | 20                                      | Pole/Sapling    | 6     |           |             |              |  |                |         |            |     |     |           |    |              |   |    |              |    |              |   |  |
| <b>469</b>   | 4112 - Maple, Beech, Cherry Association | Poletimber Poor | 5.5   | 35        | 1-50        | N/A          | Small grass openings with substantial encroachment from adjacent hardwoods stand. All stands are within the area burned in the 1940's.             |                |         |            |     |     |           |    |              |   |    |              |    |              |   |  |
| <table border="1"> <thead> <tr> <th>Canopy Species</th> <th>% Cover</th> <th>Size Class</th> <th>DBH</th> <th>Age</th> </tr> </thead> <tbody> <tr> <td>Red Maple</td> <td>75</td> <td>Pole/Sapling</td> <td>6</td> <td>35</td> </tr> <tr> <td>Black Cherry</td> <td>20</td> <td>Pole/Sapling</td> <td>6</td> <td></td> </tr> </tbody> </table> |   |                 |       |           |             |              |  | Canopy Species | % Cover | Size Class | DBH | Age | Red Maple | 75 | Pole/Sapling | 6 | 35 | Black Cherry | 20 | Pole/Sapling | 6 |  |
| Canopy Species   | % Cover                                 | Size Class      | DBH   | Age       |             |              |  |                |         |            |     |     |           |    |              |   |    |              |    |              |   |  |
| Red Maple  | 75                                      | Pole/Sapling    | 6     | 35        |             |              |  |                |         |            |     |     |           |    |              |   |    |              |    |              |   |  |
| Black Cherry   | 20                                      | Pole/Sapling    | 6     |           |             |              |  |                |         |            |     |     |           |    |              |   |    |              |    |              |   |  |