





**2025 POLITICAL TOWNSHIP LOCATION
PRESQUE ISLE
COUNTY
Effective April 1, 2025**

-  Open (Recently Closed Timber Sale)
-  Open
-  Open (Military Restrictions – Possible closure from May to September)
-  Closed

Detailed maps are available from permitting office and DNR website for blocks on map identified by town and range numbers such as T27N, R06W

